

WisdomTree

Germany Hedged Equity Fund

DXGE

Fund Overview

The WisdomTree Germany Hedged Equity Fund seeks to provide exposure to the German equity market while hedging exposure to fluctuations between the U.S. dollar and the euro.

Investment Strategy Description

The WisdomTree Germany Hedged Equity Index is designed to provide exposure to Germany equity markets while at the same time neutralizing exposure to fluctuations of the Euro movements relative to the U.S. dollar.

All Data As of 09/30/2018

Fund Information

Ticker Symbol	DXGE
Inception Date	10/17/2013
Gross Expense Ratio	0.48%
Net Expense Ratio	0.48%
Number of Holdings	88
IOPV Ticker	DXGE.IV
CUSIP	97717W448
Stock Exchange	NASDAQ
Bloomberg Index Symbol	WTGEH
Net Assets (\$mm)	\$73.50

Performance

Average Annual Total Returns as of 09/30/2018

Name	QTR	YTD	1-Year	3-Year	5-Year	10-Year	Since Fund Inception
DXGE NAV Returns	0.44%	-4.51%	-2.33%	10.37%	N/A	N/A	8.07%
DXGE Market Price Returns	0.30%	-4.55%	-2.73%	10.30%	N/A	N/A	7.82%
WisdomTree Germany Hedged Equity Index	0.35%	-4.59%	-2.40%	10.58%	8.80%	N/A	8.21%
MSCI Germany Local Currency Index	-0.05%	-4.81%	-3.68%	7.74%	7.00%	6.87%	6.55%

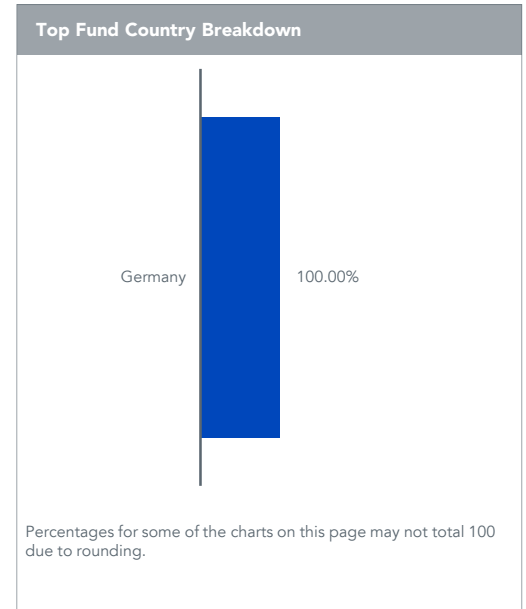
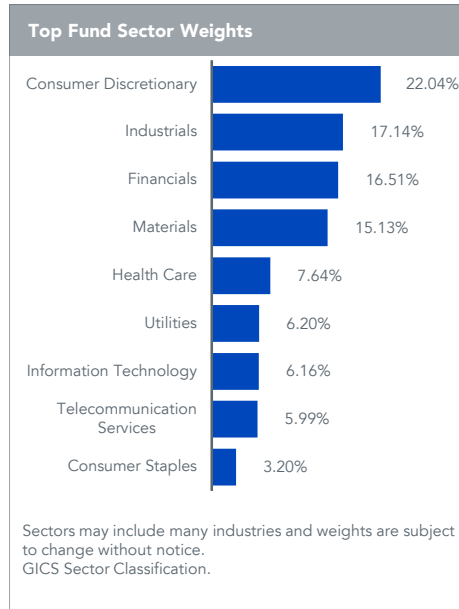
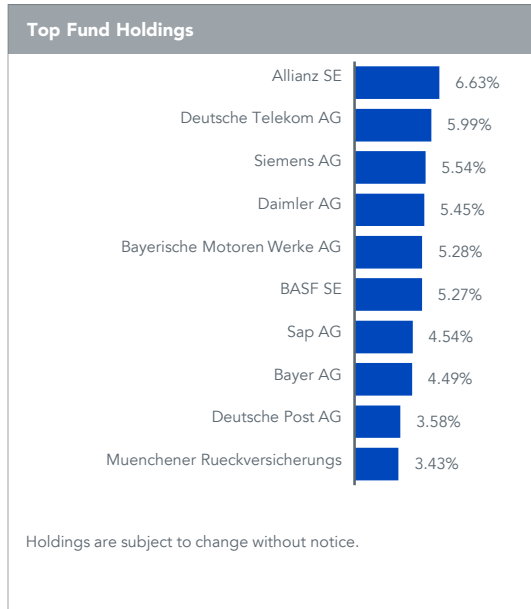
Performance of less than one year is cumulative. You cannot invest directly in an index.

Performance is historical and does not guarantee future results. Current performance may be lower or higher than quoted. Investment returns and principal value of an investment will fluctuate so that an investor's shares, when redeemed, may be worth more or less than their original cost. Performance data for the most recent month-end is available at wisdomtree.com.

WisdomTree shares are bought and sold at market price (not NAV) and are not individually redeemed from the Fund. Total Returns are calculated using the daily 4:00pm EST net asset value (NAV). Market price returns reflect the midpoint of the bid/ask spread as of the close of trading on the exchange where Fund shares are listed. Market price returns do not represent the returns you would receive if you traded shares at other times.

Fund Dividend Distribution and Capital Gains

Year	Ordinary Income	Short-term Capital Gains	Long-term Capital Gains	Return of Capital	Year-End NAV
2018	0.00	0.00	0.00	0.00	N/A
2017	0.86	0.00	0.00	0.00	32.24
2016	0.97	0.00	0.00	0.00	28.55
2015	0.73	0.26	0.41	0.00	27.03
2014	0.41	0.54	0.72	0.00	26.18



Disclosures

Investors should carefully consider the investment objectives, risks, charges and expenses of the Funds before investing. To obtain a prospectus containing this and other important information, please call 866.909.9473, or visit WisdomTree.com to view or download a prospectus. Investors should read the prospectus carefully before investing.

There are risks associated with investing, including possible loss of principal. Foreign investing involves special risks, such as risk of loss from currency fluctuation or political or economic uncertainty. The Fund focuses its investments in Germany, thereby increasing the impact of events and developments in Germany that can adversely affect performance. Investments in currency involve additional special risks, such as credit risk, interest rate fluctuations, derivative investments which can be volatile and may be less liquid than other securities, and more sensitive to the effect of varied economic conditions. As this Fund can have a high concentration in some issuers, the Fund can be adversely impacted by changes affecting those issuers. Due to the investment strategy of this Fund it may make higher capital gain distributions than other ETFs. Please read the Fund's prospectus for specific details regarding the Fund's risk profile.

GICS: The Global Industry Classification Standard ("GICS") was developed by and is the exclusive property and a service mark of MSCI Inc. ("MSCI") and Standard & Poor's ("S&P"), a division of The McGraw-Hill Companies, Inc. and is licensed for use by WisdomTree Investments, Inc. Neither MSCI, S&P nor any other party involved in making or compiling the GICS or any GICS classifications makes any express or implied warranties or representations with respect to such standard or classification (or the results to be obtained by the use thereof), and all such parties hereby expressly disclaim all warranties of originality, accuracy, completeness, merchantability and fitness for a particular purpose with respect to any such standard or classification. Without limiting any of the foregoing, in no event shall MSCI, S&P, any of their affiliates or any third party involved in making or compiling the GICS or any GICS classifications have any liability for any direct, indirect, special, punitive, consequential or any other damages (including lost profits) even if notified of the possibility of such damages.

The MSCI Germany Local Currency Index is a capitalization-weighted index that measures the performance of the German equity market and calculated in local currency.

IOPV: Indicative Optimized Portfolio Value, is a calculation disseminated by the stock exchange that approximates the Fund's NAV every fifteen seconds throughout the trading day.

Data Source: WisdomTree, Zephyr StyleADVISOR, S&P, Bloomberg.

WisdomTree Funds are distributed by Foreside Fund Services, LLC, in the U.S. only.

©2018 WisdomTree Investments "WisdomTree" is a registered mark of WisdomTree Investments.