

NEW DRIVERS OF JAPAN'S EQUITY PERFORMANCE

Christopher Gannatti — Global Head of Research
02/12/2018

As we study the financial markets, we tend to search for relationships that might be connected in order to explain what's driving returns. While it's always exciting to find these apparent nuggets of truth, it is sometimes disheartening to recognize that—in most cases—markets will shift in future, unexpected ways, making these relationships disappear.

The relationship between Japan's equity performance and some of these underlying drivers may be shifting along these lines.

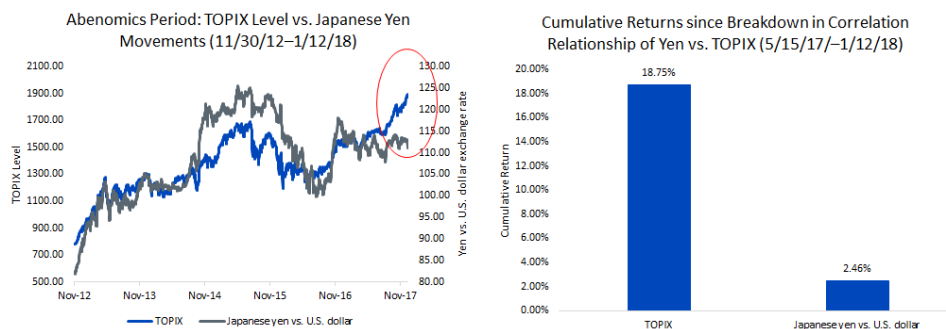
Relationship #1: Inverse [Correlation](#) between Equity and Currency Returns

One of the most notable characteristics of Japan's equities is that they have tended to move in the direction opposite that of the yen currency, meaning the following:

- Yen depreciation has been associated with some of the stronger equity returns we've seen.
- Yen appreciation has been associated with some of the weaker equity returns we've seen.

Looking over a long period of time, it is not yet apparent if the regime of "negative correlation" that we've seen largely in place since February 2007 has ended,¹ but what we've seen recently might be an early signal that the yen's movement is not as strongly determinant as it has been since the start of the [Abenomics](#) period.

Since May 2017, the [TOPIX](#) Has Risen While the Yen Has Strengthened!



Sources: WisdomTree, Bloomberg, with data measured during the Abenomics period. Past performance is not indicative of future results. You cannot invest directly in an Index.

- Since May 15, 2017, the yen has appreciated approximately 2.5% against the U.S. dollar. Normally, what we've seen during the Abenomics period (and prior to it during five years of yen strength) would lead us to expect lackluster or negative equity performance during such a period, yet Japan's equities are up nearly 20% over this same period over the last seven months.

Again, we're far from thinking that negative correlation has completely receded from view—and if there was a sharp appreciation of the currency, we'd likely see a tough environment for equities again, but divergences from past behavior like this need to be noted and monitored as we move forward.

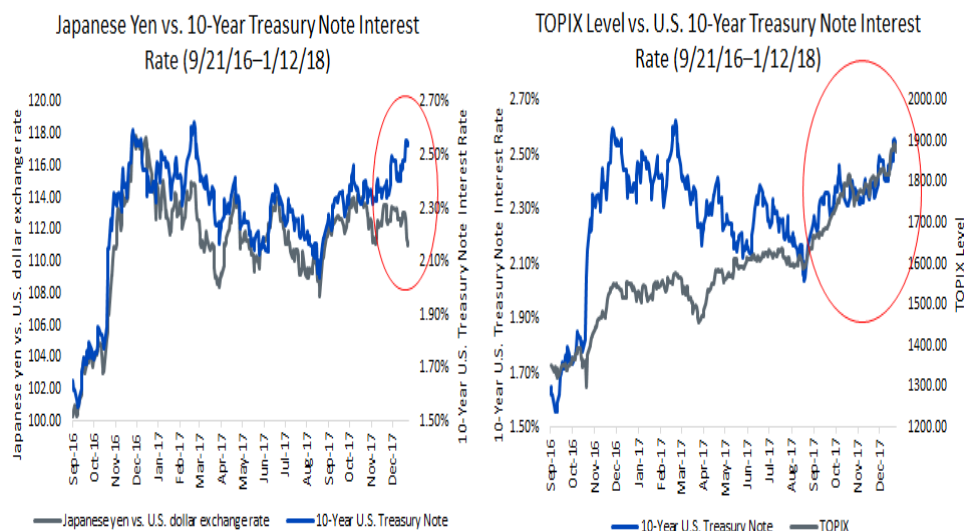
Relationship #2: Tight Relationship between the [U.S. 10-Year Treasury Note](#) & the Yen vs. the U.S. Dollar

On September 21, 2016, the Bank of Japan initiated a policy often referenced as "[yield curve](#) control."² A commitment was made to buy as many [Japanese government bonds \(JGBs\)](#) as needed to ensure that the yield of the 10-year JGB was close to zero. This was revolutionary, in that it signaled a commitment to buy a potentially unlimited amount of JGBs.

A result of this policy was that—since the yield of the 10-year JGB was now locked in due to policy—the yen became highly correlated with the level of the 10-Year U.S. Treasury note [interest rate](#).

- A rising U.S. 10-Year Treasury note interest rate—such as around the election of President Donald Trump—was associated with a significant weakening move in the yen versus the U.S. dollar.
- A falling U.S. 10-Year Treasury note interest rate—such as in early September 2017—was associated with a significant strengthening move in the yen versus the U.S. dollar.

While the Yen Has Been Decoupling from the U.S. 10-Year Interest Rate, Japan's Equities Have Become More Closely Correlated



Sources: WisdomTree, Bloomberg, Bank of Japan. Past performance is not indicative of future results. You cannot invest directly in an index.

- As we started 2018, we saw the U.S. 10-Year Treasury note interest rate rise above 2.5%. We can see that, in the recent past, we have expected this move to be associated with significant yen weakness—but this is not what happened. The yen has actually been strengthening in early 2018, breaking the relationship that it has had with the U.S. 10-Year Treasury note. Since this interest rate can and will move over the coming weeks and months, it will be important to see what happens to this relationship.

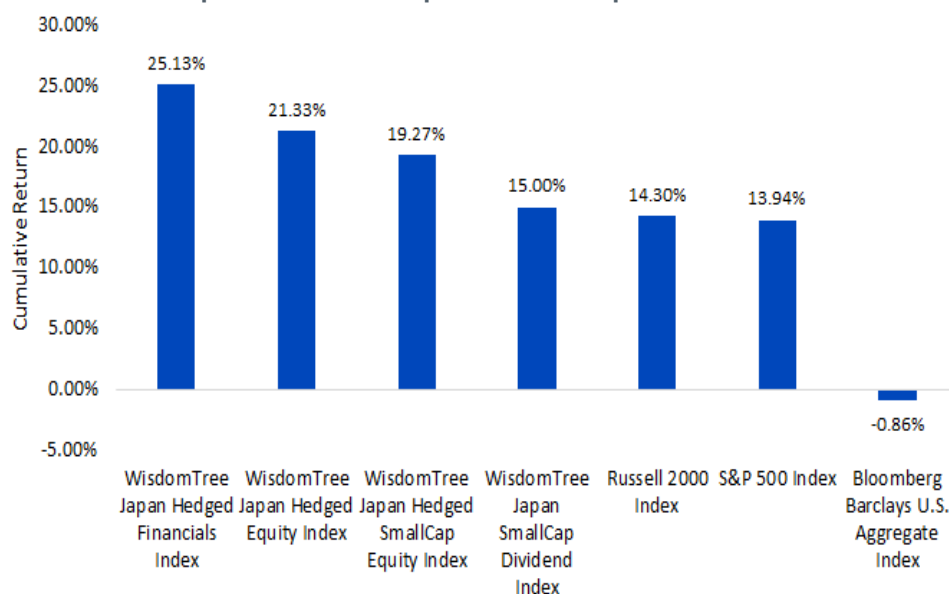
- Of even greater interest—and possible surprise—since the September 8, 2017, near-term bottom in the U.S. 10-Year Treasury note interest rate, Japan's equities, as seen through the TOPIX, have become very correlated to movements in the U.S. 10-Year rate. As the 10-Year interest rate rose in early 2018, Japan's equities responded in kind, which was not necessarily what we would have expected even one year ago. The argument is that one factor driving Japanese equities higher is an improving U.S. economy and U.S. interest rates that feed into Japanese equities that are tied to global business prospects and the U.S. economy in particular—including companies that benefit from a reduction in U.S. corporate tax rates.

Evaluating WisdomTree's Japan Toolkit since September 8, 2017

WisdomTree has focused on three big themes within Japan.

- **Exporters:** This theme comes in the form of the [WisdomTree Japan Hedged Equity Index](#); exporters normally see their strongest performance associated with a falling yen. However, we have written in the past about the potential of this strategy to respond to rising U.S. interest rates.
- **Financials:** This theme comes in the form of the [WisdomTree Japan Hedged Financials Index](#), which, as we have written, is one of the least followed, but has the strongest sensitivities to rising U.S. interest rates.
- **Small Caps:** This theme comes in the form of the [WisdomTree Japan SmallCap Dividend Index](#), which we also run in a currency-hedged fashion with the same equity constituents. Instead of being connected to rising U.S. rates, we have indicated that it has greater connectivity to the rising aggregate demand associated with the success of Abenomics within Japan.

WisdomTree's Japan Toolkit Has Responded Since September 8, 2017



Sources: WisdomTree, Bloomberg, with data for the period 9/8/17–1/12/18. Past performance is not indicative of future results. You cannot invest directly in an index.

As investors look to understand what is happening in Japan, what happens in the U.S. economy and U.S. interest rates are of prime importance. We have established a strong link between the performance of Japanese markets with U.S. interest rates, and Japanese financials in particular have been some of the strongest beneficiaries during rising rate environments. But notice too that the Japanese exporters have also been strong performers as rates have moved higher.

While it is still too early to say the negative correlation between Japanese equities and the yen will have a much different relationship looking forward than it has over the last 10 years, the pattern at end of 2017 will bear watching throughout 2018.

¹Sources: WisdomTree, Bloomberg, with data for the period 3/31/1974 –12/29/17. You cannot invest directly in an index.

²"New Framework for Strengthening Monetary Easing: Quantitative and Qualitative Monetary Easing with Yield Curve Control," Bank of Japan, 9/21/16.

Important Risks Related to this Article

Investments focused in Japan increase the impact of events and developments associated with the region, which can adversely affect performance.

For standardized performance and the most recent month-end performance click [here](#) NOTE, this material is intended for electronic use only. Individuals who intend to print and physically deliver to an investor must print the monthly performance report to accompany this blog.

For more investing insights, check out our [Economic & Market Outlook](#)

View the online version of this article [here](#).

IMPORTANT INFORMATION

U.S. investors only: Click [here](#) to obtain a WisdomTree ETF prospectus which contains investment objectives, risks, charges, expenses, and other information; read and consider carefully before investing.

There are risks involved with investing, including possible loss of principal. Foreign investing involves currency, political and economic risk. Funds focusing on a single country, sector and/or funds that emphasize investments in smaller companies may experience greater price volatility. Investments in emerging markets, currency, fixed income and alternative investments include additional risks. Please see prospectus for discussion of risks.

Past performance is not indicative of future results. This material contains the opinions of the author, which are subject to change, and should not to be considered or interpreted as a recommendation to participate in any particular trading strategy, or deemed to be an offer or sale of any investment product and it should not be relied on as such. There is no guarantee that any strategies discussed will work under all market conditions. This material represents an assessment of the market environment at a specific time and is not intended to be a forecast of future events or a guarantee of future results. This material should not be relied upon as research or investment advice regarding any security in particular. The user of this information assumes the entire risk of any use made of the information provided herein. Neither WisdomTree nor its affiliates, nor Foreside Fund Services, LLC, or its affiliates provide tax or legal advice. Investors seeking tax or legal advice should consult their tax or legal advisor. Unless expressly stated otherwise the opinions, interpretations or findings expressed herein do not necessarily represent the views of WisdomTree or any of its affiliates.

The MSCI information may only be used for your internal use, may not be reproduced or re-disseminated in any form and may not be used as a basis for or component of any financial instruments or products or indexes. None of the MSCI information is intended to constitute investment advice or a recommendation to make (or refrain from making) any kind of investment decision and may not be relied on as such. Historical data and analysis should not be taken as an indication or guarantee of any future performance analysis, forecast or prediction. The MSCI information is provided on an "as is" basis and the user of this information assumes the entire risk of any use made of this information. MSCI, each of its affiliates and each entity involved in compiling, computing or creating any MSCI information (collectively, the "MSCI Parties") expressly disclaims all warranties. With respect to this information, in no event shall any MSCI Party have any liability for any direct, indirect, special, incidental, punitive, consequential (including loss profits) or any other damages (www.msci.com)

Jonathan Steinberg, Jeremy Schwartz, Rick Harper, Christopher Gannatti, Bradley Krom, Tripp Zimmerman, Michael Barrer, Anita Rausch, Kevin Flanagan, Brendan Loftus, Joseph Tenaglia, Jeff Weniger, Matt Wagner, Alejandro Saltiel, Ryan Krystopowicz, Jianing Wu, and Brian Manby are registered representatives of Foreside Fund Services, LLC.

WisdomTree Funds are distributed by Foreside Fund Services, LLC, in the U.S. only.

You cannot invest directly in an index.

DEFINITIONS

Correlation : Statistical measure of how two sets of returns move in relation to each other. Correlation coefficients range from -1 to 1. A correlation of 1 means the two subjects of analysis move in lockstep with each other. A correlation of -1 means the two subjects of analysis have moved in exactly the opposite direction.

Abenomics : Series of policies enacted after the election of Japanese Prime Minister Shinzo Abe on December 16, 2012 aimed at stimulating Japan's economic growth.

Tokyo Stock Price Index (TOPIX) : A free float-adjusted market capitalization-weighted index that is calculated based on all the domestic common stocks listed on the Tokyo Stock Exchange First Section.

U.S. 10 Year Treasury Note : A debt obligation issued by the United States government that matures in 10 years.

Yield curve : Graphical Depiction of interest rates on government bonds, with the current yield on the vertical axis and the years to maturity on the horizontal axis.

Japanese Government Bond (JGB) : A bond issued by the government of Japan. The government pays interest on the bond until the maturity date. At the maturity date, the full price of the bond is returned to the bondholder. Japanese government bonds play a key role in the financial securities market in Japan.

Interest rates : The rate at which interest is paid by a borrower for the use of money.