

EUROPEAN EXPORTERS HAVE DELIVERED SIGNIFICANT OUTPERFORMANCE IN 2016

Christopher Gannatti — Global Head of Research
10/20/2016

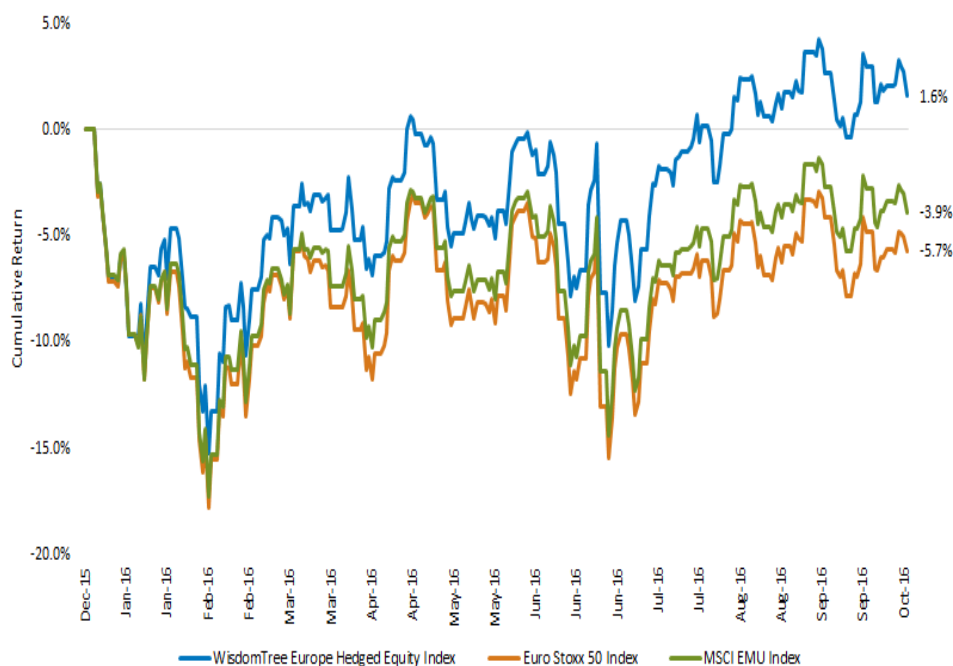
Whether the reason is slow economic growth, a perception the European Central Bank (ECB) is engaging in ineffective policy, negative [interest rates](#) weighing on banks or the surprising [Brexit](#) result and fear of political spillover, one thing is clear: investors haven't been very positive about European equities in 2016.

Why Look at European Equities?

We wrote recently about [the earnings growth and the valuation of European equities](#)¹ broadly. While we all know that U.S. equities² have had an incredible run, the fact is that U.S. market valuations have been expanding.

If one believes, as we do, that earnings of a select portion of European companies have the potential to grow faster than companies in the U.S. and that the current entry point represents a lower valuation point than the U.S., a case can be made that these stocks are relatively attractive.

European Exporters' Performance Significantly Diverges from Other Benchmarks



Sources: WisdomTree, Bloomberg, with data from 12/31/15 to 10/7/16. You cannot invest directly in an index. The Euro Stoxx 50 Index and MSCI EMU Index are shown in local currency (euro) terms.

For definitions of indexes in the chart, visit our [glossary](#).

We also wrote about how the [WisdomTree Europe Hedged Equity Index](#)—by virtue of including companies that receive at least 50% of their revenues from outside of Europe—is well- positioned in sectors exhibiting stronger earnings growth. Illustrating the connection between stronger earnings and performance, during a year when the [MSCI EMU Index](#) is down 3.9% and the [Euro Stoxx 50 Index](#) is down 5.7%, the WisdomTree Europe Hedged Equity Index is up 1.6%.³

It's also worth noting that many have been pleasantly surprised that markets have recovered from the lows they hit a few days after the surprise Brexit result. Since that point, the WisdomTree Europe Hedged Equity Index is up more than 13%, also outperforming these other benchmarks (MSCI EMU Index: up 12.3%; Euro Stoxx 50 Index: up 11.6%).

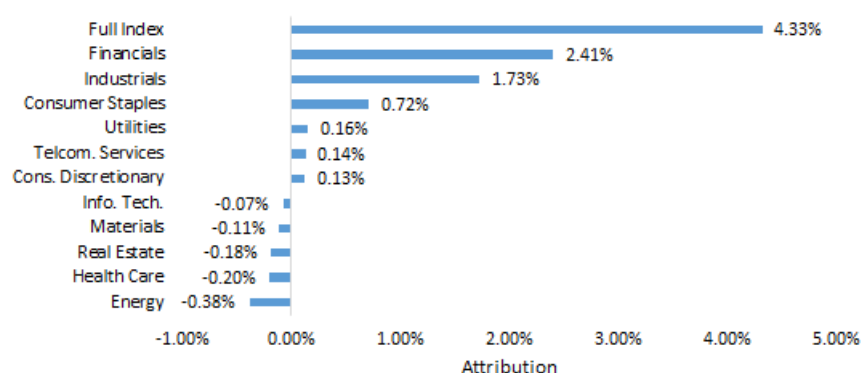
In Today's Markets, Surprising Positives

In an uncertain European environment where it seems everyone is waiting for the proverbial next shoe to drop, we thought it would be useful to describe the exposures derived from tilting an index toward European exporters that are leading to outperformance in 2016.

What an Export Tilt Looks Like by Sector and Company

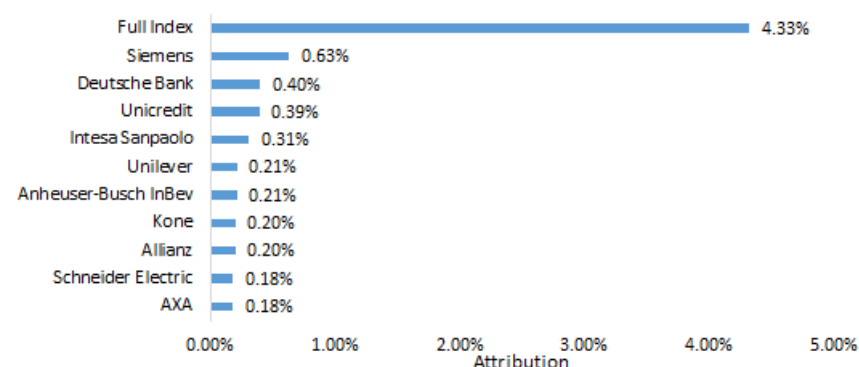
WT Europe Hedged Equity Index vs. MSCI EMU Index: Sector Attribution

(December 31, 2015, to October 7, 2016)



WT Europe Hedged Equity Index vs. MSCI EMU Index

Attribution and Top 10 Positive Company Contributors (December 31, 2015, to October 7, 2016)



Sources: WisdomTree, Bloomberg, with data from 12/31/15 to 10/7/16. You cannot invest directly in an index. Holdings subject to change.

Click for current holdings of the [WisdomTree Europe Hedged Equity Index](#).

- **Financials:** The Financials sector was the biggest contributor to outperformance in 2016, shown by comparing the WisdomTree Europe Hedged Equity Index and the MSCI EMU Index. Avoidance and under-weights to Financials explain

why WisdomTree has outperformed MSCI: Deutsche Bank, currently much maligned in the media, does not qualify as an exporter. Unicredit, Intesa Sanpaolo—these are also not exporters. In Europe at present, Financials are under stress, but for the most part companies in this sector do most of their business domestically, thereby not qualifying for the WisdomTree Hedged Equity Index.

- **Industrials:** The predominant story here is stock selection, with Industrials within the WisdomTree Europe Hedged Equity Index delivering a 12% return when those within the MSCI EMU Index delivered only 5.22%. Siemens, a major over-weight within the WisdomTree Index, is up more than 21% year-to-date. Kone is another company doing particularly well, up more than 18% for the year. These global manufacturing companies have become more competitive because of weakness in the euro over recent years, and the more positive tone from emerging markets also is contributing to these companies' strength this year.

- **Consumer Staples:** Over time, these global consumer brands have tended to be one of the largest over-weight sectors when tilting toward exporters, and relative to the market this year they are holding up well. This year, the 8.5% average over-weight makes it the third biggest sector contributor to the outperformance of the WisdomTree Europe Hedged Equity Index.

- Different strategies are designed for different market environments, so we note that if one believes that European real estate will benefit from the

How to Think about European Equities Today

For most of 2016, many investors have been concerned or unsure about Europe. They want to know how Brexit will pan out or if Deutsche Bank can withstand whatever payment is levied by the U.S. Department of Justice. These uncertainties create opportunity, in our view.

At the core of the matter, European exporters have been delivering profits, and in many cases, those profits have been growing. Now is the time to think about moving some profits from U.S. equity allocations toward a market that could be an outperformer tomorrow.

Unless otherwise noted, data source is Bloomberg and period is from December 31, 2015, to October 7, 2016.

¹European equities: Refers to the [MSCI EMU Index](#) universe.

²U.S. equities: Refers to the [S&P 500 Index](#) universe.

³Source: Bloomberg, with data from 6/27/16 to 10/7/16.

Important Risks Related to this Article

Investments focused in Europe increase the impact of events and developments associated with the region, which can adversely affect performance.

Hedging can help returns when a foreign currency depreciates against the U.S. dollar, but it can hurt when the foreign currency appreciates against the U.S. dollar.

For standardized performance and the most recent month-end performance click [here](#) NOTE, this material is intended for electronic use only. Individuals who intend to print and physically deliver to an investor must print the monthly performance report to accompany this blog.

For more investing insights, check out our [Economic & Market Outlook](#)

View the online version of this article [here](#).

IMPORTANT INFORMATION

U.S. investors only: Click [here](#) to obtain a WisdomTree ETF prospectus which contains investment objectives, risks, charges, expenses, and other information; read and consider carefully before investing.

There are risks involved with investing, including possible loss of principal. Foreign investing involves currency, political and economic risk. Funds focusing on a single country, sector and/or funds that emphasize investments in smaller companies may experience greater price volatility. Investments in emerging markets, currency, fixed income and alternative investments include additional risks. Please see prospectus for discussion of risks.

Past performance is not indicative of future results. This material contains the opinions of the author, which are subject to change, and should not to be considered or interpreted as a recommendation to participate in any particular trading strategy, or deemed to be an offer or sale of any investment product and it should not be relied on as such. There is no guarantee that any strategies discussed will work under all market conditions. This material represents an assessment of the market environment at a specific time and is not intended to be a forecast of future events or a guarantee of future results. This material should not be relied upon as research or investment advice regarding any security in particular. The user of this information assumes the entire risk of any use made of the information provided herein. Neither WisdomTree nor its affiliates, nor Foreside Fund Services, LLC, or its affiliates provide tax or legal advice. Investors seeking tax or legal advice should consult their tax or legal advisor. Unless expressly stated otherwise the opinions, interpretations or findings expressed herein do not necessarily represent the views of WisdomTree or any of its affiliates.

The MSCI information may only be used for your internal use, may not be reproduced or re-disseminated in any form and may not be used as a basis for or component of any financial instruments or products or indexes. None of the MSCI information is intended to constitute investment advice or a recommendation to make (or refrain from making) any kind of investment decision and may not be relied on as such. Historical data and analysis should not be taken as an indication or guarantee of any future performance analysis, forecast or prediction. The MSCI information is provided on an "as is" basis and the user of this information assumes the entire risk of any use made of this information. MSCI, each of its affiliates and each entity involved in compiling, computing or creating any MSCI information (collectively, the "MSCI Parties") expressly disclaims all warranties. With respect to this information, in no event shall any MSCI Party have any liability for any direct, indirect, special, incidental, punitive, consequential (including loss profits) or any other damages (www.msci.com)

Jonathan Steinberg, Jeremy Schwartz, Rick Harper, Christopher Gannatti, Bradley Krom, Tripp Zimmerman, Michael Barrer, Anita Rausch, Kevin Flanagan, Brendan Loftus, Joseph Tenaglia, Jeff Weniger, Matt Wagner, Alejandro Saltiel, Ryan Krystopowicz, Jianing Wu, and Brian Manby are registered representatives of Foreside Fund Services, LLC.

WisdomTree Funds are distributed by Foreside Fund Services, LLC, in the U.S. only.

You cannot invest directly in an index.

DEFINITIONS

Interest rates : The rate at which interest is paid by a borrower for the use of money.

Brexit : an abbreviation of "British exit" that mirrors the term Grexit. It refers to the possibility that Britain will withdraw from the European Union.

MSCI EMU Index : A free float-adjusted market capitalization-weighted index designed to measure the performance of the markets in the European Monetary Union.

Dow Jones EURO STOXX 50 Index : A market capitalization-weighted stock index of 50 large, blue-chip European companies operating within eurozone nations.

S&P 500 Index : Market capitalization-weighted benchmark of 500 stocks selected by the Standard and Poor's Index Committee designed to represent the performance of the leading industries in the United States economy.