

# WisdomTree Emerging Markets Quality Dividend Growth Fund

DGRE

When performance lags in any asset class, the natural emotional response is to consider changing or reducing allocations. However, if we follow traditional investment wisdom, the optimal time to buy is when prices are low. In fact, we believe it might be better to diversify existing holdings within emerging markets.

WisdomTree created a forward-looking dividend growth exchange-traded Fund (ETF), the WisdomTree Emerging Markets Quality Dividend Growth Fund (DGRE).

## CAPTURING EMERGING MARKET DIVIDEND GROWTH

Dividend-paying equities have increasingly become an attractive option for investors looking to generate income and pursue higher total return potential. Consider the following:

- + Although emerging markets are associated with a high degree of volatility, their strong economic growth characteristics nevertheless make them attractive.
- + We believe that dividends are an important indicator of value for emerging markets and utilizing them through different selection and weighting methodologies can help more finely align exposures with economic outlooks.
- + Using a forward-looking process and fundamental weighting may help create a portfolio of quality emerging market companies with higher growth expectations and lower leverage<sup>1</sup>.
- + Dividend indexes with backward-looking growth screens may fail to capture present growth opportunities.
- + Dividend strategies that screen for the fundamental metrics we believe to be associated with greater potential for future dividend growth may help investors capitalize on dividend growth trends as they occur.

## BEING STUCK IN THE PAST MAY COST YOU

When trying to capture dividend growth themes, most of the more popular indexes employ backward-looking dividend growth screens that require a company to have raised dividends for 10 or even 20 consecutive years before becoming eligible for inclusion. This may seem like a smart idea, but it keeps many investors from capitalizing on the shifting trends in the dividend landscape in general—and specifically may not work in emerging markets. Remember that:

---

<sup>1</sup> **Leverage:** Total assets divided by equity. Higher numbers indicate greater borrowing to finance asset purchases; leverage tends to make positive performance more positive and negative performance more negative.

- + Emerging markets may have newer dividend payers and more volatile dividend streams<sup>2</sup>.
- + Emerging market companies generally raise and lower their dividends with their profits—a significant contrast to the behavior typically displayed by U.S. companies, which tend to manage their cash flows with consistent dividend payments.
- + Indexes utilizing backward-looking growth screens may miss the best opportunities for future dividend growth when it comes to emerging markets.

**DGRE LOOKS TO THE FUTURE**

DGRE is a rules-based active ETF that seeks to capture equity performance and dividend growth potential of emerging markets.

Eligible Universe:	+ Large- and mid-cap dividend-paying companies from emerging market countries (outside of China)
Dividend Sustainability:	+ Exclude companies based on proprietary measures of dividend sustainability (including high dividend yield <sup>3</sup> , weak price momentum <sup>4</sup> , low dividend coverage ratio <sup>5</sup> )
Stock Selection:	+ Approximately 275 dividend-paying companies based on composite factor score (Quality <sup>6</sup> /Dividend Growth)
Rebalance Frequency:	+ At minimum annually based on modified market-cap weighting (market cap scaled up/down by composite factor score)

**DGRE IN A PORTFOLIO**

DGRE applies its selection criteria in an attempt to raise the probability of generating exposure to future dividend growers and quality companies earning a high return on assets and equity.

Characteristics (as of 03/31/2026)					
Fund/Index	Price-to-Earnings <sup>7</sup>	Dividend Yield	30-Day SEC Yield <sup>8</sup>	ROE	ROA
DGRE	17.40	2.49%	1.32%	15.86%	3.30%
MSCI Emerging Markets Index	15.56	2.24%	N/A	12.59%	1.80%

Source: WisdomTree, FactSet. You cannot invest directly in an index.

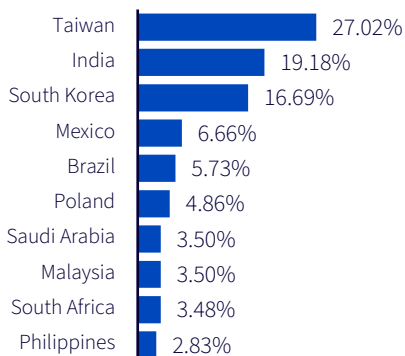
<sup>2</sup> **Dividend Stream:** refers to regular dividends per share multiplied by the number of shares outstanding.  
<sup>3</sup> **Dividend yield:** A financial ratio that shows how much a company pays out in dividends each year relative to its share price.  
<sup>4</sup> **Momentum:** Characterized by assets with recent price increase trends over time.  
<sup>5</sup> **Dividend coverage ratio:** Earnings per share divided by dividends per share. Higher numbers indicate a firm has a greater amount of earnings per share relative to its dividend payments.  
<sup>7</sup> **Price-to-Earnings Ratio:** Share price divided by earnings per share. Lower numbers indicate an ability to access greater amounts of earnings per dollar invested.  
<sup>8</sup> **30-day SEC yield:** The yield figure reflects the dividends and interest earned during the period, after deduction of the Fund’s expenses.

As a forward-looking, emerging market-focused ETF, the WisdomTree Emerging Markets Quality Dividend Growth Fund can assume many important functions in a portfolio, including:

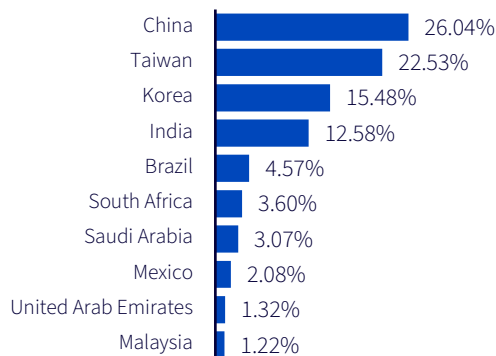
+ **Complement to other emerging market ETFs**—DGRE has different country and sector weights and can help provide more complete diversification.

Unlike the MSCI Emerging Markets Index which has over a quarter of the weight allocated to China, DGRE offers access with no exposure to this market. Top weight is currently allocated to India, one of the fastest growing major economies during the past decade.

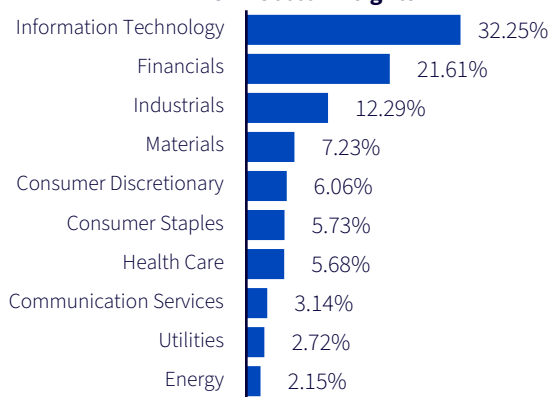
DGRE Country Weights



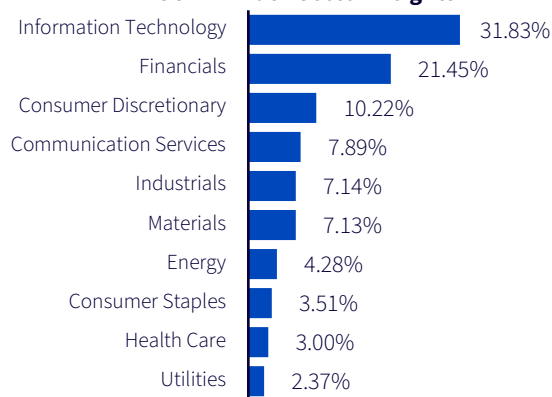
MSCI EM Index Country Weights



DGRE Sector Weights



MSCI EM Index Sector Weights



Sources: FactSet, MSCI. As of 03/31/2026.

+ **Replacement for emerging market mutual funds or ETFs not focused on growth**—As a forward-looking ETF, DGRE may help investors better capitalize on dividend growth trends in emerging markets.

+ **More complete emerging market asset allocation**—DGRE enables investors to focus on dividend growth in the emerging market portion of their portfolios.

<sup>8</sup> **30-day SEC yield:** The yield figure reflects the dividends and interest earned during the period, after deduction of the Fund’s expenses.

Standardized Annual Returns (as of 03/31/2026)					
Fund/Index	1 Year	3 Year	5 Year	10 Year	Since Inception
DGRE (NAV)	33.44%	14.66%	4.25%	6.95%	4.46%
DGRE (Price)	38.63%	15.73%	4.82%	7.36%	4.60%
MSCI Emerging Markets Index	29.55%	14.84%	3.69%	7.80%	5.51%

Sources: FactSet, MSCI, WisdomTree, since fund inception 8/1/2013 – 03/31/2026.

The Fund’s objective changed effective October 19, 2018. Prior to October 19, 2018, Fund performance reflects the investment objective of the Fund when it tracked the performance, before fees and expenses, of the WisdomTree Emerging Markets Quality Dividend Growth Index

**Performance is historical and does not guarantee future results. Current performance may be lower or higher than quoted. Investment returns and principal value of an investment will fluctuate so that an investor's shares, when redeemed, may be worth more or less than their original cost. Performance data for the most recent month-end is available at [wisdomtree.com/investments](http://wisdomtree.com/investments).**

WisdomTree shares are bought and sold at market price (not NAV) and are not individually redeemed from the Fund. Total Returns are calculated using the daily 4:00 p.m. EST net asset value (NAV). Market price (“Price”) returns reflect the midpoint of the bid/ask spread as of the close of trading on the exchange where Fund shares are listed. Market price (“Price”) returns do not represent the returns you would receive if you traded shares at other times.

Quick Facts	
Ticker	DGRE
Exchange	NASDAQ
Expense Ratio	0.32%
Structure	Open-end ETF
Exposure	Emerging Market dividend-paying stocks
Rebalancing	The portfolio is rebalanced on an annual basis.

**For more information on DGRE, contact your WisdomTree representative or visit [WisdomTree.com/investments](http://WisdomTree.com/investments).**

Please see the [WisdomTree Glossary](#) for definition of terms and indexes.

**Investors should carefully consider the investment objectives, risks, charges and expenses of the Fund before investing. For a prospectus or, if available, the summary prospectus containing this and other important information about the fund, call 866.909.9473 or visit [WisdomTree.com/investments](http://WisdomTree.com/investments). Read the prospectus or, if available, the summary prospectus carefully before investing.**

There are risks associated with investing, including possible loss of principal. Foreign investing involves special risks, such as risk of loss from currency fluctuation or political or economic uncertainty. Investments in emerging or offshore markets are generally less liquid and less efficient than investments in developed markets and are subject to additional risks, such as risks of adverse governmental regulation and intervention or political developments. Funds focusing their investments on certain sectors and/or regions increase their vulnerability to any single economic or regulatory development. This may result in greater share price volatility. Investments in currency involve additional special risks, such as credit risk and interest rate fluctuations. The Fund invests in the securities included in, or representative of, its Index regardless of their investment merit and the Fund does not attempt to outperform its Index or take defensive positions in declining markets. Please read the Fund's prospectus for specific details regarding the Fund's risk profile.

Unless otherwise stated, the data source is WisdomTree.

You cannot invest directly in an index.

WisdomTree Funds are distributed by Foreside Fund Services, LLC.

Foreside Fund Services, LLC, is not affiliated with the entities mentioned.