The structural opportunity behind a volatile year for rare earths

Published 13 August 2026

Aneeka Gupta
Director, Macroeconomic Research

Key Takeaways

- Strategic metals and rare earths sit at the crossroads of the energy transition, defence and advanced technology, with demand set to grow for decades; the real contest is over who controls supply.
- China's decades-built dominance, concentrated in processing, now faces a well-funded Western policy response, a structural realignment a single volatile year does not undo.
- Rising hedge-fund short interest is concentrated in speculative single-name US plays, reinforcing the case for diversified, substance-weighted exposure over concentrated bets.

Few investment themes sit at the intersection of the energy transition, national security and technological change as directly as strategic metals and rare earths. Copper and lithium wire and power electric vehicles and electricity grids, rare-earth elements such as neodymium and dysprosium sit inside the permanent magnets that drive electric vehicle (EV) motors and wind turbines. Additionally, metals from tin and silver to germanium and antimony have become critical to defence systems and advanced electronics. Demand for these materials is expected to grow for decades. The question the market is really grappling with is not whether they matter, but who controls them.

For now, the answer is China, and not by accident. Three decades of patient industrial policy built the most significant critical materials position of the modern era, concentrated in the processing and refining steps that are hardest to replicate. What has changed is the Western response: the US, the EU and their allies have moved from strategy papers to law and budget, deploying capital to rebuild supply chains they can no longer take for granted. That collision, an entrenched incumbent against a well-funded, policy-driven challenge, is what makes this one of the more significant structural stories in markets today.

July’s correction is cyclical, the thesis is structural

The WisdomTree Strategic Metals and Rare Earths Miners Index (Ticker: WTMRAREN) returned 115% in 2025[1] and was among the standout thematic performances in the market. This year, the Index is up 1.6%[2], with the weakness deepening over the summer. In July, WisdomTree Strategic Metals and Rare Earths returned -7.7%, and the character of the decline shifted.

Figure 1: WisdomTree Strategic Metals and Rare Earths Miners Index performance attribution by category

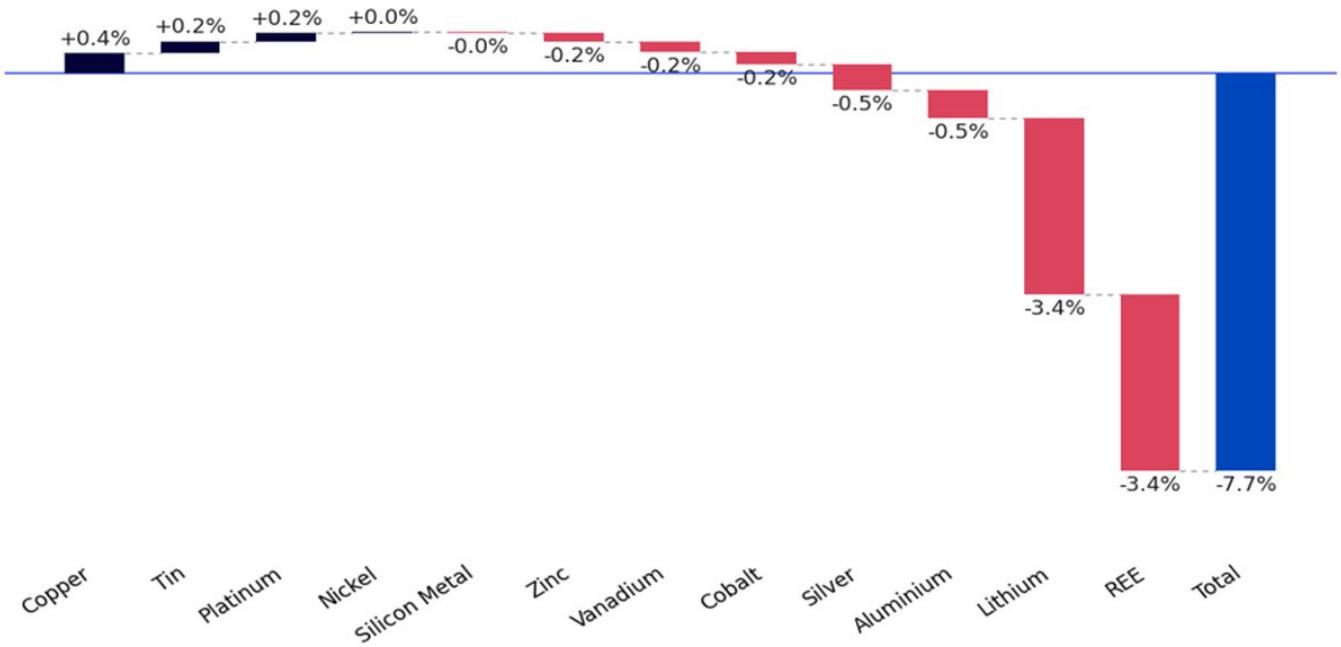

Source: WisdomTree, Bloomberg. As of 31/07/2026. The categories are based on WoodMac's classification, with weights allocated according to each company's primary exposure. The breakdown is based on positions in equities only. **You cannot invest directly in an index. Historical performance is not an indication of future results and any investments may go down in value.**

Rather than a broad, macro-driven slide, the month was concentrated with lithium and rare earths as twin detractors, each subtracting 3.4%, together accounting for the bulk of the fall. The rest of the portfolio was comparatively resilient. Copper turned positive, and tin and platinum contributed modestly, which suggests the sell-off was rotational rather than a wholesale repricing of the complex.

The defining feature was a sharp reversal in rare earths. The segment that led the theme on the way up became July's epicentre. MP Materials in the US fell 26%, Australia's Lynas declined 21%, and Chinese producers such as Shenghe Resources Holdings and Grinm Advanced Material Co fell 29% and 47% respectively[3]. That dragged China, normally the portfolio's ballast, to the bottom of the country attribution, down 13.7% and the single largest detractor, with the US close behind on the same rare-earth miners. The offsets came from Indonesian nickel and tin producers (Vale Indonesia up 27%, Metals X Ltd up 21%, Pt Timah Tbk up 16%[3]) and from a recovery in South African miners. By size, the mid-cap developers that make up roughly half the portfolio bore the brunt, falling 11%, while larger producers again held up best[3].

Rare earths sit at the centre of the structural case and at the centre of July's decline. The segment had re-rated powerfully in the wake of the export controls China introduced on heavy rare earths such as dysprosium and terbium in 2025, which turned export licensing into leverage and lifted credible ex-China producers positioned inside allied supply chains.

That policy backdrop tightened further in July, when China widened its control list again, adding 14 European entities. Yet the equities fell hard. The same mining equities that had led on the way up gave back a fifth to nearly a half of their value as momentum unwound and profit-taking set in. This does not alter the structural drivers: the EU's Critical Raw Materials Act and parallel US initiatives are still directing public capital into ex-China separation and magnet capacity, and China's grip on processing is unchanged. The same three decades of patient industrial policy that built China's grip on critical materials are now the very thing driving Western governments to spend, legislate and, increasingly, co-invest their way out of that dependency. Corrections in a theme this policy-driven tend to shake out momentum rather than the underlying thesis.

The short sellers have a point about single stocks

Hedge funds have raised short positions this year against several US-listed critical minerals names such as MP Materials, US Antimony and American Resources, on the view that Washington's support, however sizeable, will take years to loosen China's grip and may not be sufficient on its own. Short interest in US Antimony has climbed from roughly a quarter to more than 40% of its market value this year, while bets against American Resources, which generated no revenue last year, have risen from under 10% to more than a fifth of its shares[4].

Figure 2: Short Interest in US government-backed companies

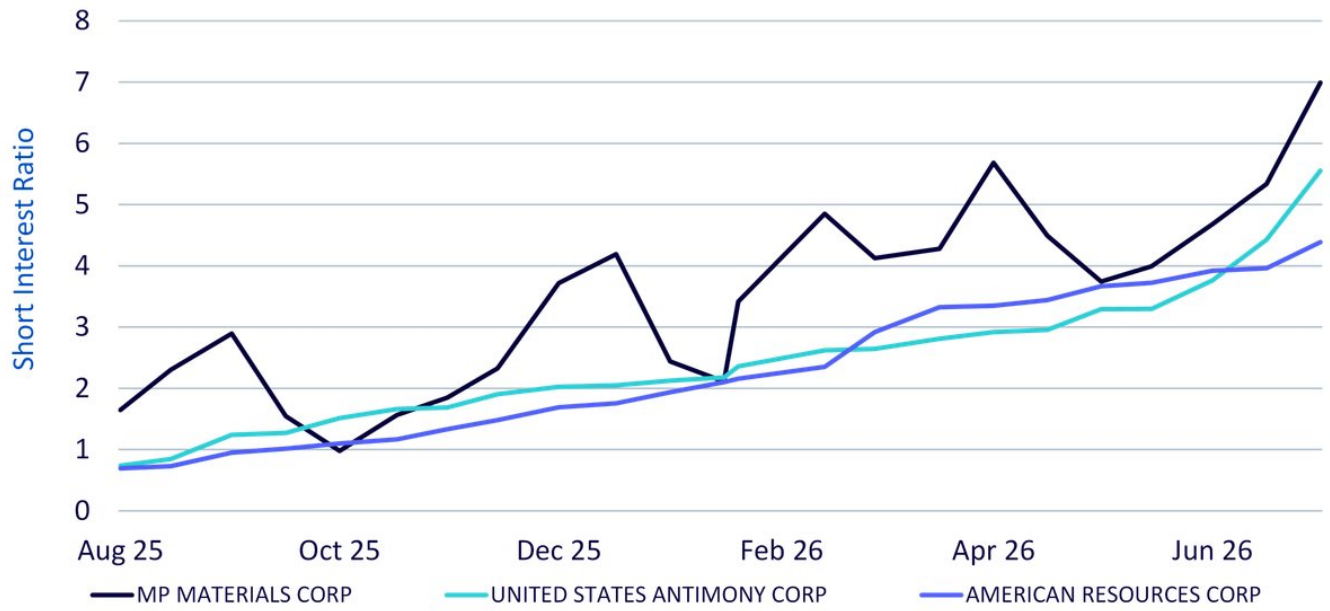

Source: Bloomberg Finance L.P., WisdomTree as of 15 July 2026. **Historical performance is not an indication of future results and any investments may go down in value.**

The scepticism rests on two points. First, several of these stocks tripled in 2025 on government equity stakes, loans and offtake contracts. They drew a wave of retail money, leaving valuations that critics argue were driven more by policy headlines than by fundamentals. Second, and more structurally, a report from SAFE's Centre for Critical Minerals Strategy contends that the binding constraint for the West is

money rather than geology. A shortfall in public financing, set against mines and processing plants that are capital-intensive and can take a decade or more to build, while China retains the capacity to reset prices by releasing supply once rivals' scale. The recent addition of MP Materials and USA Rare Earth to China's export-control list is a reminder that Beijing still holds levers over both supply and sentiment.

In our view, none of this weakens the structural case, it sharpens it. The bear argument is overwhelmingly about concentration in a handful of speculative, often pre-revenue or single-commodity US plays, not about the demand for strategic metals or the direction of policy. It is, in effect, an argument for exposure that is spread across the value chain and weighted by economic substance rather than by headline.

A focused gateway to Strategic Metals

Against this backdrop, the WisdomTree Strategic Metals and Rare Earths Miners UCITS ETF (Ticker: RARE) is designed to provide diversified exposure to companies involved in the strategic metals value chain and may allow investors to benefit from the global resource realignment. The exchange-traded fund seeks to track the price and yield performance of the WisdomTree Strategic Metals and Rare Earth Miners Index (Ticker: WTMRAREN).

The Index is designed to identify globally listed companies from developed and emerging markets involved in the Energy Transition Metals Value Chain (ETMVC). Companies are mapped into 14 metal categories: aluminium, cobalt, copper, lithium, nickel, platinum, silver, tin, zinc, rare earth elements (REE), manganese, silicon metal, niobium, and vanadium across six subsectors such as mining, refining, smelting, chemicals, conversions and industry.

While China drives a significant share, the rest of the world, particularly the US, Australia, Canada, Europe, and select emerging markets, is accelerating REE development through projects and policy support. WisdomTree Strategic Metals and Rare Earths Miners' global diversification ensures investors benefit from this broadened growth narrative. The Index is fairly diversified across size, with its highest allocation at 50% in midcaps, 31.8% in large caps and 18.2% in small caps[5].

Despite the rise of geopolitical risks and the demand for strategic metals, the WisdomTree Strategic Metals and Rare Earths Miners Index (+1.6%) has lagged the MSCI All Country World Index (13.8%)[6]. Yet, over the prior year, the WisdomTree Strategic Metals and Rare Earths Miners Index continues to outperform the MSCI All Country World Index, highlighting the strength of the theme amid shifting macro and political currents. Past performance is not an indication of future performance.

Figure 3: Comparison of historical performance

Period	WisdomTree Strategic Metals and Rare Earths Miners	MSCI ACWI Index (NTR)
YTD	1.6%	13.8%
1-year	59.5%	25.0%

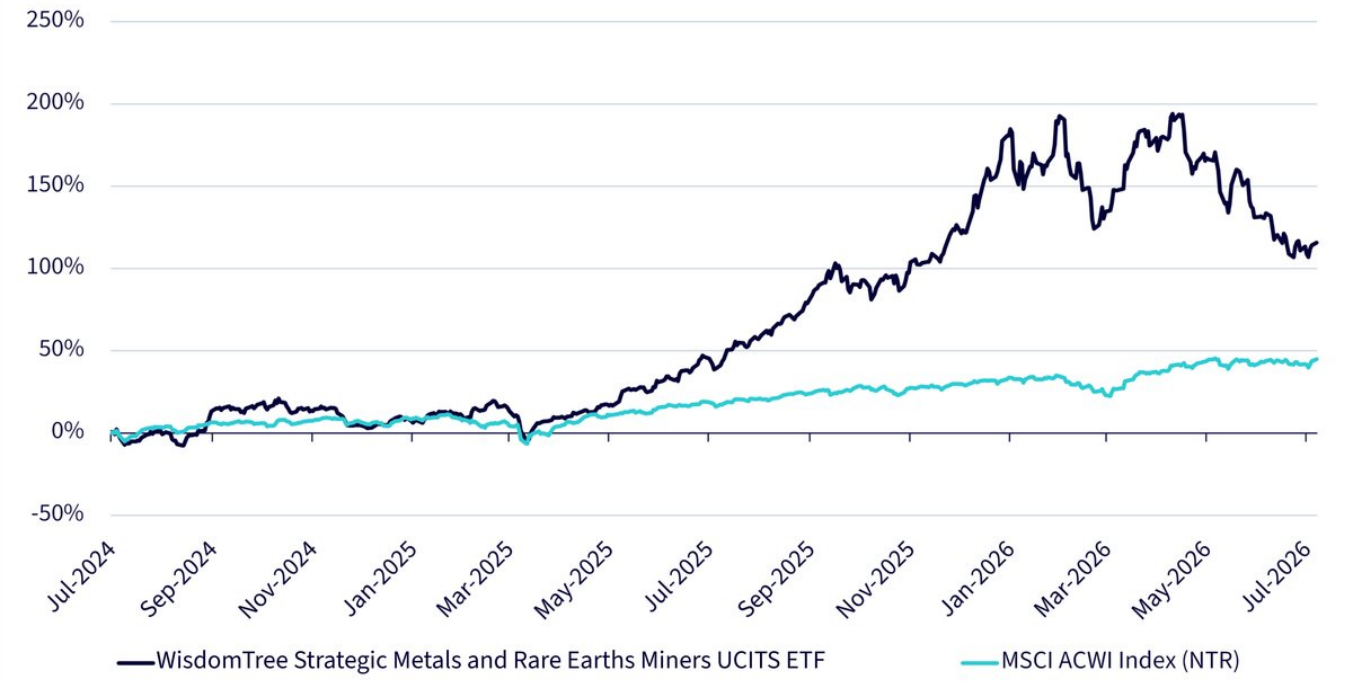

Source: WisdomTree, Bloomberg Finance L.P., MSCI, as of 4 August 2026. **You cannot invest directly in an index. Historical performance is not an indication of future performance and any investments may go down in value.**

The WisdomTree Strategic Metals and Rare Earth Miners Index currently trades at a lower forward price-to-earnings (P/E) ratio of 13.6x and price-to-book (P/B) ratio of 2.3x, and a higher forward earnings growth rate of 21.5% than the MSCI All Country World Index, which may suggest attractive relative valuations alongside stronger forecast earnings growth. In addition, quality metrics such as Return on Assets (ROA), at 3.8%, are higher than the benchmark of 2.6%.

Figure 4: Comparison of fundamentals

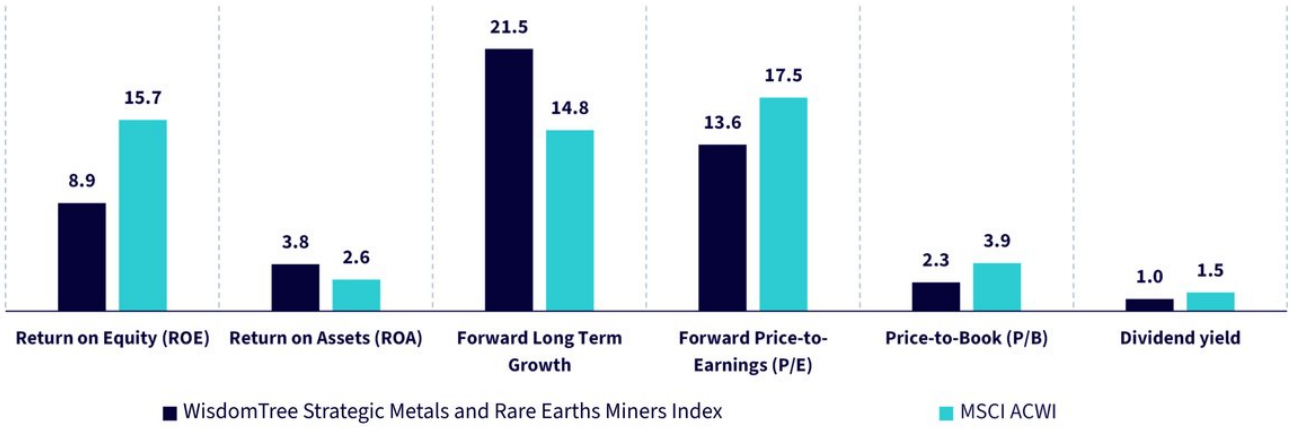

Source: WisdomTree, FactSet. as of 31 July 2026. **You cannot invest directly in an index. Historical performance is not an indication of future performance and any investments may go down in value.**

Investments in companies involved in strategic metals and rare earths may be more volatile than investments in broader equity markets. The Fund may invest in emerging markets and mining companies, which can be subject to greater political, regulatory, commodity price and liquidity risks.

[1] Source: Bloomberg from 31 December 2024 to 31 December 2025.
[2] Source: Bloomberg from 31 December 2025 to 4 August 2026.
[3] Source: Bloomberg from 1 July 2026 to 31 July 2026.
[4] Source: Financial Times as of 30 July 2026.
[5] Source: WisdomTree, Bloomberg Finance L.P. as of 31 July 2026.
[6] Source: Bloomberg Finance L.P. from 31 December 2025 to 4 August 2026.

Important Information

Marketing communications issued in the European Economic Area ("EEA"): This document has been issued and approved by WisdomTree Ireland Limited, which is authorised and regulated by the Central Bank of Ireland.

Marketing communications issued injurisdictions outside of the EEA: This document has been issued and approved by WisdomTree UK Limited, which is authorised and regulated by the United Kingdom Financial Conduct Authority.

WisdomTree Ireland Limited and WisdomTree UK Limited are each referred to as "WisdomTree" (as applicable). Our Conflicts of Interest Policy and Inventory are available on request.

This marketing communication is intended for all investors; however, the WisdomTree products described in this document and related materials may be restricted in certain jurisdictions and may only be available to particular categories of investors in accordance with applicable laws and regulations. Where a product is not authorised or its distribution is restricted in your jurisdiction, it is the responsibility of any person or entity in possession of this information to inform themselves of, and comply with, all relevant restrictions. Before making any investment, investors should seek appropriate legal, regulatory, tax and investment advice to assess the suitability and implications of investing in these products. Information about WisdomTree products is available at wisdomtree.eu. WisdomTree does not offer investment advice tailored to individual circumstances. Past performance is not a reliable indicator of future performance. Any historical performance included in this document may be based on back testing. Back testing is the process of evaluating an investment strategy by applying it to historical data to simulate what the performance of such strategy would have been. Back tested performance is purely hypothetical and is provided in this document solely for informational purposes. Back tested data does not represent actual performance and should not be interpreted as an indication of actual or future performance. The value of any investment may be affected by exchange rate movements. Any decision to invest should be based on the information contained in the appropriate prospectus and after seeking independent investment, tax and legal advice. The content of this document does not constitute investment advice nor an offer for sale nor a solicitation of an offer to buy any product or make any investment.

An investment in exchange-traded products ("ETPs") is dependent on the performance of the underlying index, less costs, but it is not expected to match that performance precisely. ETPs involve numerous risks including among others, general market risks relating to the relevant underlying index, credit risks on the provider of index swaps utilised in the ETP, exchange rate risks, interest rate risks, inflationary risks, liquidity risks and legal and regulatory risks.

The information contained in this document is not, and under no circumstances is to be construed as, an advertisement or any other step in furtherance of a public offering of shares in the United States or any province or territory thereof, where none of the issuers or their products are authorised or registered for distribution and where no prospectus of any of the issuers has been filed with any securities commission

or regulatory authority. No document or information in this document should be taken, transmitted or distributed (directly or indirectly) into the United States. None of the issuers, nor any securities issued by them, have been or will be registered under the United States Securities Act of 1933 or the Investment Company Act of 1940 or qualified under any applicable state securities statutes.

This document may contain independent market commentary prepared by WisdomTree based on publicly available information. Although WisdomTree endeavours to ensure the accuracy of the content in this document, WisdomTree does not warrant or guarantee its accuracy or correctness. Any third party data providers used to source the information in this document make no warranties or representation of any kind relating to such data. Where WisdomTree has expressed its own opinions related to product or market activity, these views may change. Neither WisdomTree, nor any affiliate, nor any of their respective officers, directors, partners, or employees accepts any liability whatsoever for any direct or consequential loss arising from any use of this document or its contents.

This document may contain forward looking statements including statements regarding our belief or current expectations with regards to the performance of certain assets classes and/or sectors. Forward looking statements are subject to certain risks, uncertainties and assumptions. There can be no assurance that such statements will be accurate and actual results could differ materially from those anticipated in such statements. WisdomTree strongly recommends that you do not place undue reliance on these forward-looking statements.

WisdomTree Issuer ICAV

Certain funds referred to in this document are issued by WisdomTree Issuer ICAV (“WT Issuer”). WT Issuer is an open-ended, umbrella-type Irish Collective Asset-management Vehicle with segregated liability between sub-funds and is authorised by the Central Bank of Ireland (“CBI”) as an Undertaking for Collective Investment in Transferable Securities (“UCITS”) under Irish law. Each fund is represented by a separate class of shares (the “Shares”) issued by WT Issuer.

The Fund is described in a Key Information Document (KID) or Key Investor Information Document (KIID) for UK investors, and the prospectus of WT Issuer (“WT Prospectus”). A copy of the WT Prospectus and the KID / KIID is available, for EEA/UK only, in English at www.wisdomtree.eu. Where required under national rules, the KID will also be available in the local language of the relevant EEA Member State. Investors should read the WT Prospectus before investing and should refer to the section of the WT Prospectus entitled ‘Risk Factors’ for further details of risks associated with an investment in the Shares.

The summary of investor rights associated with an investment in the fund is available in English on WisdomTree Europe’s website. WisdomTree Management Limited may decide to terminate the arrangements made for the marketing of its collective investment undertakings. In such circumstances, shareholders in the affected EEA Member State will be notified of this decision and will be provided with the opportunity to redeem their shareholding in the fund free of any charges or deductions for at least 30 working days from the date of such notification.

For Investors in Switzerland:

This document/constitutes/an advertisement of the financial product(s) mentioned/herein.

The prospectus (in English only) and the key investor information documents (KID) (in German, French and Italian) are available from WisdomTree's website: https://www.wisdomtree.eu/en-ch/resource-library/prospectus-and-regulatory-reports

For WisdomTree UCITS products only: the representative and paying agent of the ETPs in Switzerland is Société Générale Paris, Zurich Branch,/Talacker/50, PO Box 5070, 8021 Zurich, Switzerland. The prospectus, the key investor information documents (KIID), the articles of association and the annual and semi-annual reports of the sub-funds are available free of charge from the representative and paying agent. As regards distribution in Switzerland, the place of/jurisdiction/and performance is at the registered seat of the representative and paying agent. Some of the sub-funds referred to in this document may not have been registered with the Swiss Financial Market Supervisory Authority ("FINMA"). In Switzerland, such sub-funds that have not been registered with FINMA may only be available to Qualified Investors.

For Investors in France:

The information in this document is intended exclusively for professional investors (as defined under the MiFID) investing for their own account and this material may not in any way be distributed to the public. The distribution of the Prospectus and the offering, sale and delivery of Shares in other jurisdictions may be restricted by law. WT Issuer is a UCITS governed by Irish legislation, and approved by the Financial Regulatory as UCITS compliant with European regulations although may not have to comply with the same rules as those applicable to a similar product approved in France. The Fund has been registered for marketing in France by the Financial Markets Authority (Autorité des Marchés Financiers) and may be distributed to investors in France. Copies of all documents (i.e. the Prospectus, the Key Investor Information Document, any supplements or addenda thereto, the latest annual reports and the memorandum of incorporation and articles of association) are available in France, free of charge at the French centralizing agent, Societe Generale at 29, Boulevard Haussmann, 75009, Paris, France. Any subscription for Shares of the Fund will be made on the basis of the terms of the prospectus and any supplements or addenda thereto.

For Investors in Malta: This document does not constitute or form part of any offer or invitation to the public to subscribe for or purchase shares in the Fund and shall not be construed as such and no person other than the person to whom this document has been addressed or delivered shall be eligible to subscribe for or purchase shares in the Fund. Shares in the Fund will not in any event be marketed to the public in Malta without the prior authorisation of the Maltese Financial Services Authority.

For Investors in Monaco: This communication is only intended for duly registered banks and/or licensed portfolio management companies in Monaco. This communication must not be sent to the public in Monaco.

For Investors in Israel: Offering materials for the offering of the Shares and securities have not been filed with or approved or disapproved by the United States Securities and Exchange Commission or any

other state or federal regulatory authority, nor has any such regulatory authority passed upon or endorsed the merits of this offering or passed upon the accuracy or completeness of any offering materials. Any representation to the contrary is unlawful. The products mentioned herein have not been approved by the Israel Securities Authority and will only be distributed to Israeli residents in a manner that will not constitute “an offer to the public” under sections 15 and 15a of the Israel Securities Law, 5728-1968 (“the Securities Law”) or section 25 of the Joint Investment Trusts Law, 5754-1994 (“the Joint Investment Trusts Law “), as applicable. The products are being offered to a limited number of investors (35 investors or fewer during any given 12 month period) and/or those categories of investors listed in the First Addendum (“the Addendum”) to the Securities Law, “Sophisticated Investors”) who in each case have provided written confirmation that they qualify as Sophisticated Investors, and that they are aware of the consequences of such designation and agree thereto; in all cases under circumstances that will fall within the private placement or other exemptions of the Joint Investment Trusts Law, the Securities Law and any applicable guidelines, pronouncements or rulings issued from time to time by the Israel Securities Authority.

This prospectus or this document may not be reproduced or used for any other purpose, nor be furnished to any other person other than those to whom copies have been sent. Any offeree who purchases a product is purchasing such product for its own benefit and account and not with the aim or intention of distributing or offering such product to other parties (other than, in the case of an offeree which is a Sophisticated Investor by virtue of it being a banking corporation, portfolio manager or member of the Tel-Aviv Stock Exchange, as defined in the Addendum, where such offeree is purchasing a product for another party which is a Sophisticated Investor).

Nothing in this document should be considered investment advice or investment marketing as defined in the Regulation of Investment Counselling, Investment Marketing and Portfolio Management Law, 5755-1995. Investors are encouraged to seek competent investment counselling from a locally licensed investment counsel prior to making the investment. A recipient of this document may be required to provide confirmation that it is a Sophisticated Investor purchasing a product for its own account or, where applicable, for other Sophisticated Investors.

Certain information contained herein (the “Information”) is sourced from/copyright of MSCI Inc., MSCI ESG Research LLC, or their affiliates (“MSCI”), or information providers (together the “MSCI Parties”) and may have been used to calculate scores, signals, or other indicators. The Information is for internal use only and may not be reproduced or disseminated in whole or part without prior written permission. The Information may not be used for, nor does it constitute, an offer to buy or sell, or a promotion or recommendation of, any security, financial instrument or product, trading strategy, or index, nor should it be taken as an indication or guarantee of any future performance. Some funds may be based on or linked to MSCI indexes, and MSCI may be compensated based on the fund’s assets under management or other measures. MSCI has established an information barrier between index research and certain Information. None of the Information in and of itself can be used to determine which securities to buy or sell or when to buy or sell them. The Information is provided “as is” and the user assumes the entire risk of any use it may make or permit to be made of the Information. No MSCI Party warrants or guarantees the originality, accuracy and/or completeness of the Information and each expressly disclaims all express or implied warranties. No MSCI

Party shall have any liability for any errors or omissions in connection with any Information herein, or any liability for any direct, indirect, special, punitive, consequential or any other damages (including lost profits) even if notified of the possibility of such damages.