# The other half of the oil story: refined products, inflation, and real assets

Published 9 September 2026

**Luca Berlanda**
Director, Quantitative Research

**Tobias Lazar**
Associate Director, Quantitative Research

## Key Takeaways

- Refined products have remained much closer to their peak than crude oil, reflecting tighter fuel markets.
- Disrupted refinery capacity and product-export flows have pushed refining margins close to all-time highs.
- Higher fuel prices add to inflation, increasing US long-term borrowing costs amid high public debt.
- Inflation and fiscal concerns can support demand for hard assets such as commodities. A broad allocation across the asset class may be the most prudent way to participate in the tailwinds visible today.

When looking at headlines about the US–Iran war, one gets the impression that the rise in crude oil is the main determinant of inflation, but this is only half the story. In the end, crude oil is not consumed directly. Crude oil is primarily processed in refineries, where it is transformed rather than consumed directly. What matters for most people around the world is the price of so-called “petroleum *products*” (or simply “products”), meaning the commodities produced from crude oil and much more familiar to consumers: gasoline, diesel, gasoil and heating oil.

Strictly speaking, this is a somewhat convenient simplification. Although the world does not consume crude directly, crude oil explains a large share of the variation in the prices of oil products such as diesel. And this makes sense. For example, crude oil typically accounts for around half of the pre-tax price of gasoline, and it is by far the most volatile component of the inputs that refineries use to turn it into fuel for your car’s combustion engine. That’s why crude oil and products often move in tandem.

**Table 1: Refined products gave up much less of their gains from the peak**

| Commodity | Unit | Last price before onset of Iran war | Current Price | Peak Price | Return (Onset to Date) | Peak Return |
|---|---|---|---|---|---|---|
| WTI Crude | USD/bbl | 71.2 | 82.3 | 113.0 | 15.5% | 58.6% |
| Brent Crude | USD/bbl | 77.7 | 88.3 | 118.4 | 13.6% | 52.2% |
| Heating Oil | USc/gal | 290.0 | 421.8 | 460.8 | 45.4% | 58.9% |
| RBOB Gasoline | USc/gal | 237.1 | 330.8 | 377.2 | 39.6% | 59.1% |
| Gasoil | USD/mt | 886.5 | 1228.3 | 1527.8 | 38.6% | 72.3% |

Source: WisdomTree, Bloomberg Finance L.P. from 27 February 2026 to 26 August 2026. 'Last price before onset of Iran war' refers to the settlement price on 27 February 2026. **Historical performance is not an indication of future performance, and any investments may go down in value.**

Markets can take unexpected turns. Table 1 shows the performance of oil-related commodities in the Bloomberg Commodity Index since the start of the war. The first two are crude oil, which is what makes the headlines. The others are products derived from crude oil. As we can see, peak returns have been broadly similar across the commodities, but spot performance since the start of the war is now much higher for products. In other words, refined products remain much closer to their peak than crude oil.

There is a convenient way to track this, shown in Figure 1. It is called the crack spread, and there are liquid futures contracts that trade it. The term comes from the process of "cracking", namely separating crude oil into refined products. The crack spread is the difference between the value of the refined products and the cost of the crude oil used to produce them[1]. It is built in a way to roughly proxy the gross profit that a refinery earns by converting crude oil into products. The chart shows that the prices of refined products have risen relative to the price of crude oil, causing the crack spread to widen. Currently, the spread is sitting close to the all-time high.

**Figure 1: Refining margins (crack spread) approach all-time high**

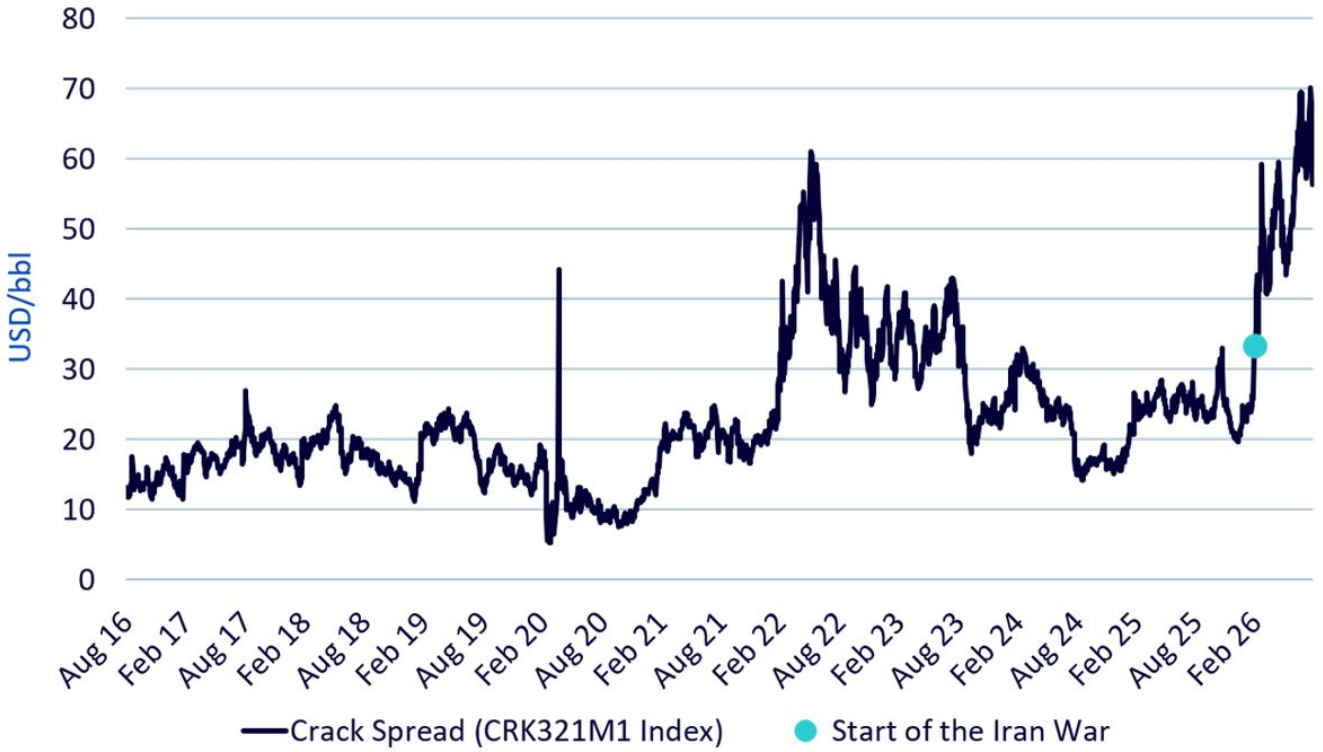


Source: WisdomTree, Bloomberg Finance L.P. from 29 August 2016 to 25 August 2026. **Historical performance is not an indication of future performance, and any investments may go down in value.**

The outperformance of refined products reflects a mismatch between the oil that was available and the fuels that end users actually needed. The disruption to the Strait of Hormuz affected both crude and product flows, but crude markets received some relief from higher Gulf production, alternative export routes, inventory releases and periodic hopes of a ceasefire. Product markets were less able to adjust. Refinery throughput remained well below last year's level, while attacks on Russian refineries and disruptions to Middle Eastern product exports reduced the supply of diesel, jet fuel and gasoline[2]. These shortfalls could not be easily replaced because refined products must be produced in specific refinery configurations and delivered to the relevant regional market. As a result, the availability of crude recovered more quickly than the availability of products, pushing refining margins sharply higher.

In addition, China, the world's largest refining system and normally an important marginal supplier of products to Asia, initially restricted exports of diesel, jet fuel and kerosene to protect its domestic market[3]. This removed a key source of flexible supply just as Middle Eastern product exports were disrupted and Russian refinery outages reduced diesel availability. Although Chinese restrictions were later eased[3], refined products had by then already developed a substantial premium over crude.

## Higher product prices add pressure to US finances

High fuel prices are not supposed to be seen as a stand-alone problem for consumers. In fact, higher inflation directly creates a headache for the US government, too, through higher long-term borrowing costs. Here is why: With US public debt hitting $40 tn and a persistent budget deficit, the US government

is increasingly living off borrowed money. That itself isn't news for a developed country, but the scale has reached new levels.

Like any borrower, whether it be you checking the latest 30-year mortgage rates or the US government seeking to borrow long-term, they get their quoted interest rate from the market. That rate has kept moving up with higher debt levels (Figure 2), as well as higher expected inflation.

**Figure 2: US debt and long-term borrowing costs have risen together**

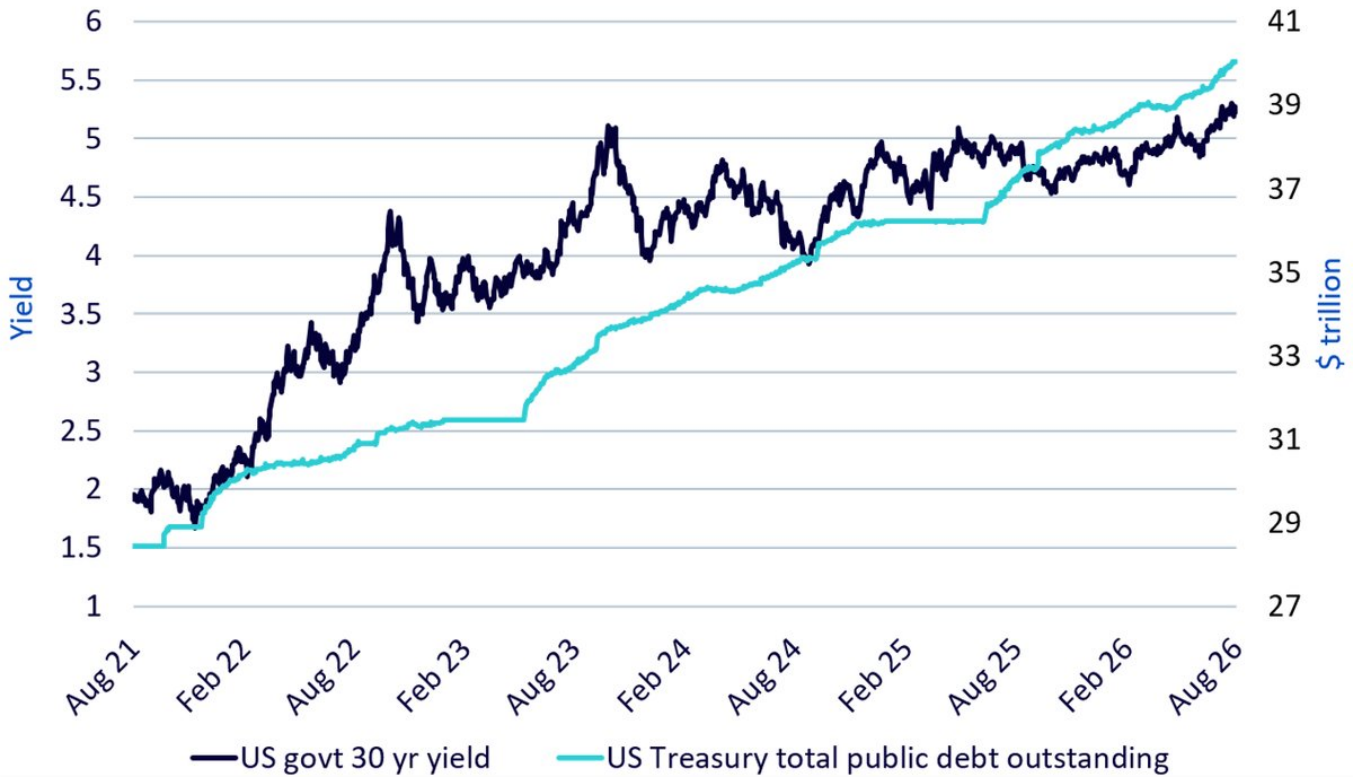


Source: WisdomTree, Bloomberg Finance L.P. from 24 August 2021 to 24 August 2026. **Historical performance is not an indication of future performance, and any investments may go down in value.**

Interest rates are paid to the lender to compensate for the service of lending, namely locking up capital for several years, the risk of default, and, most importantly, expected inflation. In other words, they make up for the loss of purchasing power of the dollar returned 30 or so years later.

Interest rates also don't live in a vacuum. They exist in the context of the supply and demand balance of capital to be lent and borrowed. Right now, we are seeing increasing borrowing from both the private and public sectors, driven by enormous financing needs for AI spending, as well as the increasing US budget deficit owing to lower tax income and spending on the Iran war.

As such, higher diesel prices, through their inflationary effects, exacerbate the problem of an already high debt burden in an increasingly competitive debt market.

## The return of the debasement trade

Much has been written about the US Treasury's late-August announcement to lower the yields on 30-year, long-term debt by intervening directly. We won't repeat it here, but in short, the intention was right: US borrowing costs are getting painfully high, but the action fell over in the face of market scepticism.

If anything, the unsuccessful intervention has reawakened the so-called debasement trade. The thesis is that the high level of US debt becomes unbearable and can only be resolved through a substantial weakening of the US dollar, as growth is insufficient to overcome the amount of debt. With the debt crossing $40 tn, and the failed effect of government action coinciding with it, the belief that the US government can lift itself out of its hole without devaluing its currency has taken a serious hit.

**Figure 3: Dollar weakness coincides with renewed inflows into gold ETPs**

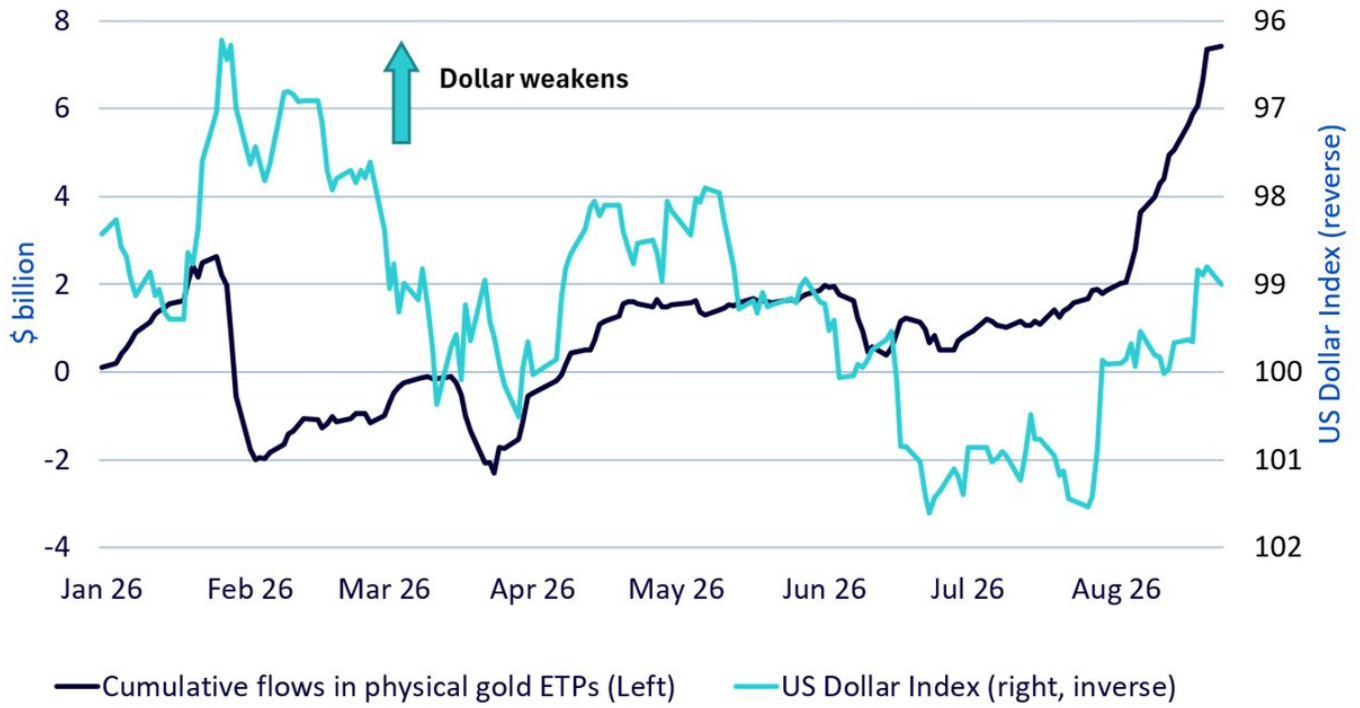


Source: WisdomTree, Bloomberg Finance L.P., from 2 January 2026 to 24 August 2026. 'Cumulative flows in physical gold ETPs' aggregates the capital flows in and out of physical gold ETPs listed in Europe since the beginning of 2026. **Historical performance is not an indication of future performance, and any investments may go down in value.**

As a result, investors rotated into hard assets, for example, gold (Figure 3). Intuitively, real assets such as commodities generally have an inverse relationship with paper currency. Paper currency can be deliberately printed and devalued, in which case commodity prices tend to rise when priced in that same currency.

## Gaining exposure to real assets when pressure rotates through sectors

As we have seen, inflationary pressures can affect real asset prices across sectors through primary and secondary effects. The disruption of the Strait of Hormuz does not only lead to higher oil-product prices.

It also unsettles bond investors through higher sovereign debt and may revive the debasement trade, supporting gold prices.

Looking further ahead, the push to reduce dependence on Russian and Gulf-sourced fossil fuels calls for increased investment in renewable energy. Likewise, the effort to outgrow mounting sovereign debt calls for investment in future technologies. Both trends increase demand for industrial metals used in, for example, grid infrastructure and data centres. The list of effects could go on, but the main point remains: commodity prices may find support from several directions.

Acknowledging the volatile nature of commodities, a broad allocation across the asset class is one way to participate in the tailwinds visible today. The **WisdomTree Enhanced Commodity UCITS ETF** (Ticker: WCOA) tracks a basket of investable commodities diversified across energy, including crude oil and derived products, metals, and agricultural commodities. Starting from a weighting that emphasises economic significance and liquidity, the ETF systematically overweights commodities experiencing a tight or tightening supply-demand balance, as well as positive price momentum. In today's fast-moving market, this dynamic process can reposition quickly in response to the geopolitical and macroeconomic changes described in this blog.

An investment in commodities may be subject to significant price volatility. The Fund uses derivatives, including futures contracts, which introduce additional risks and mean returns can differ from movements in commodity spot prices. The value of an investment may also be affected by currency movements. Investors should refer to the KID and Prospectus for full details of the risks associated with the Fund.

[1]CRK321M1 Index is the Bloomberg 3:2:1 crack spread using first-nearby US futures contracts. It approximates the gross margin from refining three barrels of WTI crude into two barrels of RBOB gasoline and one barrel of heating oil.

[2]Source: WisdomTree, IEA Oil Market Report - August 2026

[3]Source: China eases controls on fuel exports for a second month, sources say | Reuters

## IMPORTANT INFORMATION

**Marketing communications issued in the European Economic Area ("EEA") & Switzerland:** This document has been issued and approved by WisdomTree Ireland Limited, which is authorised and regulated by the Central Bank of Ireland.

**Marketing communications issued in jurisdictions outside of the EEA, except Switzerland:** This document has been issued and approved by WisdomTree UK Limited or Atlantic House Investments Limited, which are both authorised and regulated by the United Kingdom Financial Conduct Authority.

WisdomTree Ireland Limited, WisdomTree UK Limited and Atlantic House Investments Limited are referred to as "WisdomTree" (as applicable) throughout.Our Conflicts of Interest Policy and Inventory are available on request.

**This marketing communication is intended for all investors; however, the WisdomTree products described in this document and related materials may be restricted in certain jurisdictions and may only be available to particular categories of investors in accordance with applicable laws and regulations. Where a product is not authorised or its distribution is restricted in your jurisdiction, it is the responsibility of any person or entity in possession of this information to inform themselves of, and comply with, all relevant restrictions. Before making any investment, investors should seek appropriate legal, regulatory, tax and investment advice to assess the suitability and implications of investing in these products. Information about WisdomTree products is available at wisdomtree.eu. WisdomTree does not offer investment advice tailored to individual circumstances. Past performance is not a reliable indicator of future performance. Any historical performance included in this document may be based on back testing. Back testing is the process of evaluating an investment strategy by applying it to historical data to simulate what the performance of such strategy would have been. Back tested performance is purely hypothetical and is provided in this document solely for informational purposes. Back tested data does not represent actual performance and should not be interpreted as an indication of actual or future performance. The value of any investment may be affected by exchange rate movements. Any decision to invest should be based on the information contained in the appropriate prospectus and after seeking independent investment, tax and legal advice. The content of this document does not constitute investment advice nor an offer for sale nor a solicitation of an offer to buy any product or make any investment.**

**This marketing communication should be read in conjunction with the relevant WisdomTree products' Prospectus, Key Investor Information Document ("KIID"), Key Information Document ("PRIIPS KID") as relevant. In particular, investors should carefully read the specific risks detailed under the section entitled 'Risk and Reward Profile' in the KIID, 'What are the risks and what could I get in return?' in PRIIPs KID and under the section entitled 'Risk Factors' in the Prospectus of the Issuer for further details of risks associated with an investment in the product(s) detailed herein. Further information regarding the WisdomTree exchange-traded product(s) detailed herein, such as a detailed list of the underlying investments and the indicative net asset value, can be obtained by visiting the WisdomTree website at (www.wisdomtree.eu).**

An investment in WisdomTree exchange-traded products ("ETPs") is dependent on the performance of the underlying index, less costs, but it is not expected to match that performance precisely. An investment in WisdomTree funds is dependent on the performance of the underlying investments, less costs.

Both WisdomTree ETPs and funds involve numerous risks including among others, general market risks relating to any relevant underlying index, credit risks on the provider of index swaps utilised in ETPs, exchange rate risks, interest rate risks, inflationary risks, liquidity risks, derivatives risk and legal and regulatory risks.

The information contained in this document is not, and under no circumstances is to be construed as, an advertisement or any other step in furtherance of a public offering of shares in the United States or any province or territory thereof, where none of the issuers or their products are authorised or registered for distribution and where no prospectus of any of the issuers has been filed with any securities commission or regulatory authority. No document or information in this document should be taken, transmitted or distributed (directly or indirectly) into the United States. None of the issuers, nor any securities issued by them, have been or will be registered under the United States Securities Act of 1933 or the Investment Company Act of 1940 or qualified under any applicable state securities statutes.

This document may contain independent market commentary prepared by WisdomTree based on publicly available information. Although WisdomTree endeavours to ensure the accuracy of the content in this document, WisdomTree does not warrant or guarantee its accuracy or correctness. Any third party data providers used to source the information in this document make no warranties or representation of any kind relating to such data. Where WisdomTree has expressed its own opinions related to product or market activity, these views may change. Neither WisdomTree, nor any affiliate, nor any of their respective officers, directors, partners, or employees accepts any liability whatsoever for any direct or consequential loss arising from any use of this document or its contents.

This document may contain forward looking statements including statements regarding our belief or current expectations with regards to the performance of certain assets classes and/or sectors. Forward looking statements are subject to certain risks, uncertainties and assumptions. There can be no assurance that such statements will be accurate and actual results could differ materially from those anticipated in such statements. WisdomTree strongly recommends that you do not place undue reliance on these forward-looking statements.

**WisdomTree Issuer ICAV**

Certain funds referred to in this document are issued by WisdomTree Issuer ICAV ("WT Issuer"). WT Issuer is an open-ended, umbrella-type Irish Collective Asset-management Vehicle with segregated liability between sub-funds and is authorised by the Central Bank of Ireland ("CBI") as an Undertaking for Collective Investment in Transferable Securities ("UCITS") under Irish law. Each fund is represented by a separate class of shares (the "Shares") issued by WT Issuer.

The Fund is described in a Key Information Document (KID) or Key Investor Information Document (KIID) for UK investors, and the prospectus of WT Issuer ("WT Prospectus"). A copy of the WT Prospectus and the KID / KIID is available, for EEA/UK only, in English at www.wisdomtree.eu. Where required under national rules, the KID will also be available in the local language of the relevant EEA Member State. Investors should read the WT Prospectus before investing and should refer to the section of the WT Prospectus entitled 'Risk Factors' for further details of risks associated with an investment in the Shares.

The summary of investor rights associated with an investment in the fund is available in English on WisdomTree Europe's website. WisdomTree Management Limited may decide to terminate the arrangements made for the marketing of its collective investment undertakings. In such circumstances, shareholders in the affected EEA Member State will be notified of this decision and will be provided with the opportunity to redeem their shareholding in the fund free of any charges or deductions for at least 30 working days from the date of such notification.

**WisdomTree Enhanced Commodity UCITS ETF**

The base weightings for each commodity in the WisdomTree Enhanced Commodity Index are determined by reference to Bloomberg® Commodity Indices. "BLOOMBERG®" and the Bloomberg indices listed as index components therein (the "Bloomberg Indices") are service marks of Bloomberg Finance L.P. and its affiliates, including Bloomberg Index Services Limited ("BISL"), the administrator of the Bloomberg Indices (collectively, "Bloomberg") and have been licensed for use for certain purposes by WisdomTree Issuer ICAV as the umbrella Irish collective asset-management vehicle of the Fund (the "Licensee"). Bloomberg is not affiliated with Licensee, and Bloomberg does not approve, endorse, review, or recommend the Fund. Bloomberg does not guarantee the timeliness, accuracy, or completeness of any data or information relating to the Fund.

**For Investors in Switzerland:**

This document constitutes an advertisement of the financial product(s) mentioned herein.

The prospectus (in English only) and the key investor information documents (KID) (in German, French and Italian) are available from WisdomTree's website: https://www.wisdomtree.eu/en-ch/resource-library/prospectus-and-regulatory-reports

**For WisdomTree UCITS products only:** the representative and paying agent of the ETPs in Switzerland is Société Générale Paris, Zurich Branch, Talacker 50, PO Box 5070, 8021 Zurich, Switzerland. The prospectus, the key investor information documents (KIID), the articles of association and the annual and semi-annual reports of the sub-funds are available free of charge from the representative and paying agent. As regards distribution in Switzerland, the place of jurisdiction and performance is at the registered seat of the representative and paying agent. Some of the sub-funds referred to in this document may not have been registered with the Swiss Financial Market Supervisory Authority ("FINMA"). In Switzerland, such sub-funds that have not been registered with FINMA may only be available to Qualified Investors.

**For Investors in France:**

The information in this document is intended exclusively for professional investors (as defined under the MiFID) investing for their own account and this material may not in any way be distributed to the public. The distribution of the Prospectus and the offering, sale and delivery of Shares in other jurisdictions may be restricted by law. WT Issuer is a UCITS governed by Irish legislation, and approved by the Financial Regulatory as UCITS compliant with European regulations although may not have to comply with the same rules as those applicable to a similar product approved in France. The Fund has been registered for marketing in France by the Financial Markets Authority (Autorité des Marchés Financiers) and may be distributed to investors in France. Copies of all documents (i.e. the Prospectus, the Key Investor Information Document, any supplements or addenda thereto, the latest annual reports and the memorandum of incorporation and articles of association) are available in France, free of charge at the French centralizing agent, Societe Generale at 29, Boulevard Haussmann, 75009, Paris, France. Any subscription for Shares of the Fund will be made on the basis of the terms of the prospectus and any supplements or addenda thereto.

**For Investors in Malta:** This document does not constitute or form part of any offer or invitation to the public to subscribe for or purchase shares in the Fund and shall not be construed as such and no person other than the person to whom this document has been addressed or delivered shall be eligible to subscribe for or purchase shares in the Fund. Shares in the Fund will not in any event be marketed to the public in Malta without the prior authorisation of the Maltese Financial Services Authority.

**For Investors in Monaco:** This communication is only intended for duly registered banks and/or licensed portfolio management companies in Monaco. This communication must not be sent to the public in Monaco.

**For Investors in Israel:** Offering materials for the offering of the Shares and securities have not been filed with or approved or disapproved by the United States Securities and Exchange Commission or any other state or federal regulatory authority, nor has any such regulatory authority passed upon or endorsed the merits of this offering or passed upon the accuracy or completeness of any offering materials. Any

representation to the contrary is unlawful. The products mentioned herein have not been approved by the Israel Securities Authority and will only be distributed to Israeli residents in a manner that will not constitute “an offer to the public” under sections 15 and 15a of the Israel Securities Law, 5728-1968 (“the Securities Law”) or section 25 of the Joint Investment Trusts Law, 5754-1994 (“the Joint Investment Trusts Law “), as applicable. The products are being offered to a limited number of investors (35 investors or fewer during any given 12 month period) and/or those categories of investors listed in the First Addendum (“the Addendum”) to the Securities Law, “Sophisticated Investors”) who in each case have provided written confirmation that they qualify as Sophisticated Investors, and that they are aware of the consequences of such designation and agree thereto; in all cases under circumstances that will fall within the private placement or other exemptions of the Joint Investment Trusts Law, the Securities Law and any applicable guidelines, pronouncements or rulings issued from time to time by the Israel Securities Authority.

This prospectus or this document may not be reproduced or used for any other purpose, nor be furnished to any other person other than those to whom copies have been sent. Any offeree who purchases a product is purchasing such product for its own benefit and account and not with the aim or intention of distributing or offering such product to other parties (other than, in the case of an offeree which is a Sophisticated Investor by virtue of it being a banking corporation, portfolio manager or member of the Tel-Aviv Stock Exchange, as defined in the Addendum, where such offeree is purchasing a product for another party which is a Sophisticated Investor).

Nothing in this document should be considered investment advice or investment marketing as defined in the Regulation of Investment Counselling, Investment Marketing and Portfolio Management Law, 5755-1995. Investors are encouraged to seek competent investment counselling from a locally licensed investment counsel prior to making the investment. A recipient of this document may be required to provide confirmation that it is a Sophisticated Investor purchasing a product for its own account or, where applicable, for other Sophisticated Investors.