

Silver Outlook to Q1 2026: Catch-up potential after the sharp correction

Published 22 April 2025

Nitesh Shah

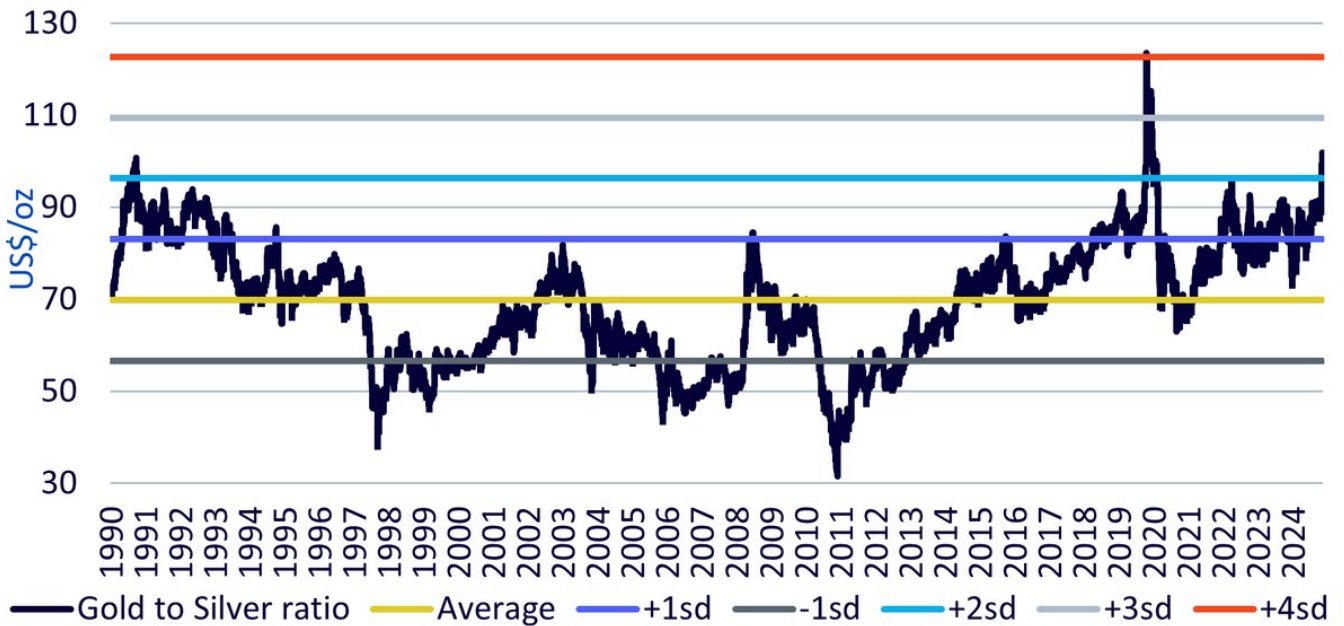
Head of Commodities and Macroeconomic Research, WisdomTree Europe

Key Takeaways

- The geopolitical shift marked by "Liberation Day" (02 April 2025) reset the scales, allowing gold to overtake silver following a sharp correction.
- Under the 'consensus' gold forecast scenario—which is based on prevailing views on the US dollar, Treasury yields, and inflation—silver prices could reach \$40/oz.
- As gold ascends to fresh highs, silver could test its previous peak and potentially exceed it, particularly under our bullish gold scenario.
- [Related Products WisdomTree Core Physical Silver Find out more](#)

In Q1 2025, silver was outpacing gold. However, the geopolitical shift marked by "Liberation Day" (02 April 2025) reset the scales, allowing gold to overtake silver following a sharp correction. The gold-to-silver ratio has now exceeded 100 for the first time since the COVID-19 crisis of 2020—two standard deviations above the long-term average since 1990. Historically, such deviations have indicated strong catch-up potential for silver. For example, in 2020, silver prices rallied 94% between May and August, highlighting the scale of potential upside.

Figure 1: Gold to silver ratio

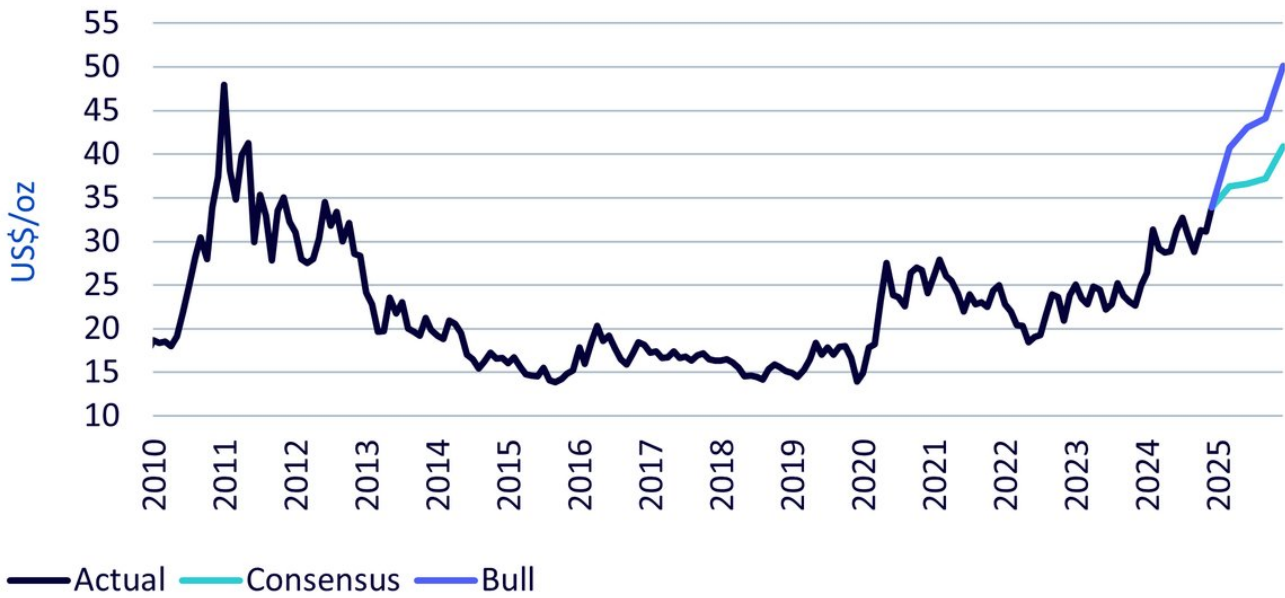


Source: WisdomTree, Bloomberg (01/06/1990 – 10/04/2025). Sd = standard deviation. **Historical performance is not an indication of future performance and any investments may go down in value.**

Following our recent [gold forecast update to Q1 2026](#), we now present our silver outlook. Under the 'consensus' gold forecast scenario—which is based on prevailing views on the US dollar, Treasury yields, and inflation—silver prices could reach \$40/oz. However, it's important to note that consensus macro forecasts were established prior to Liberation Day.

Under our 'bull' scenario for gold, which factors in a sharper depreciation of the dollar and elevated inflation, gold could exceed \$4,000/oz. Holding all other assumptions in the silver model constant, this would imply silver prices could surpass \$50/oz, marking a new all-time high.

Figure 2: WisdomTree silver price forecast



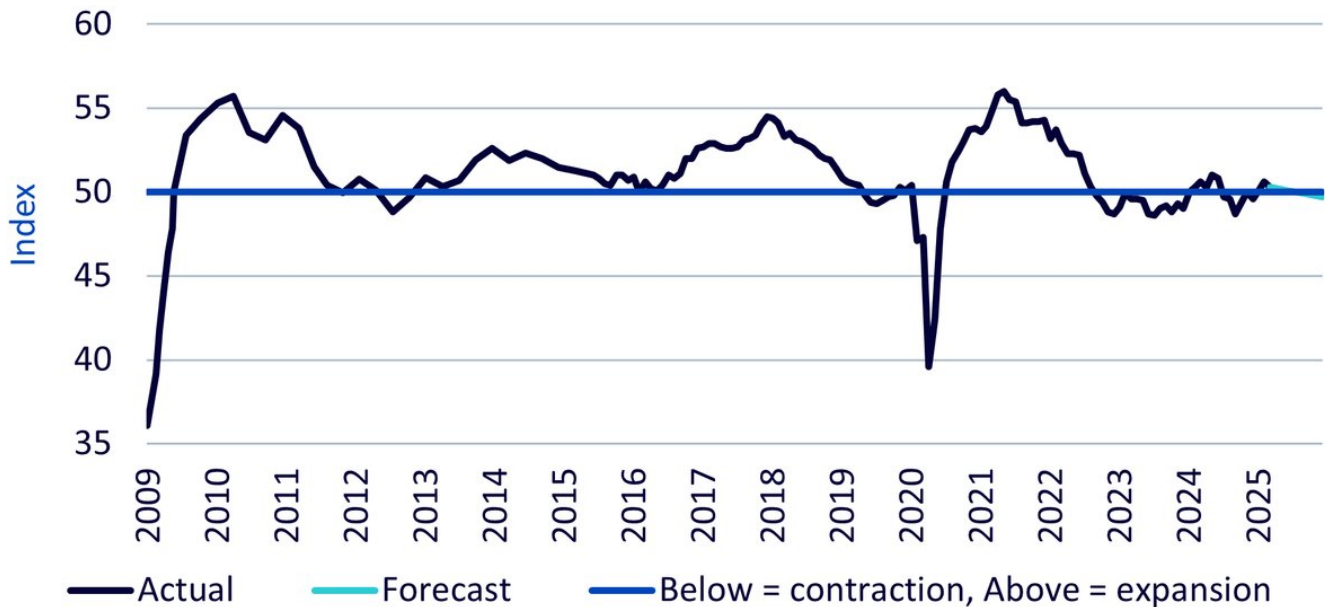
Source: WisdomTree (forecasts), Bloomberg (historic data). Historic: April 2010 to March 2025. Forecasts: April 2025 to March 2026. **Forecasts are not an indicator of future performance and any investments are subject to risks and uncertainties.**

Key assumptions

Macroeconomic backdrop:

We anticipate that the ongoing trade war will lead to a contraction in industrial activity, with Global Manufacturing Purchasing Manager Indices (PMIs) likely to fall below the 50 mark, signalling contraction.

Figure 3: Global manufacturing purchasing managers index



Source: WisdomTree, Bloomberg, S&P Global, Historic: January 2009 to March 2025. Forecasts: April 2025 to March 2026. **Forecasts are not an indicator of future performance and any investments are subject to risks and uncertainties.**

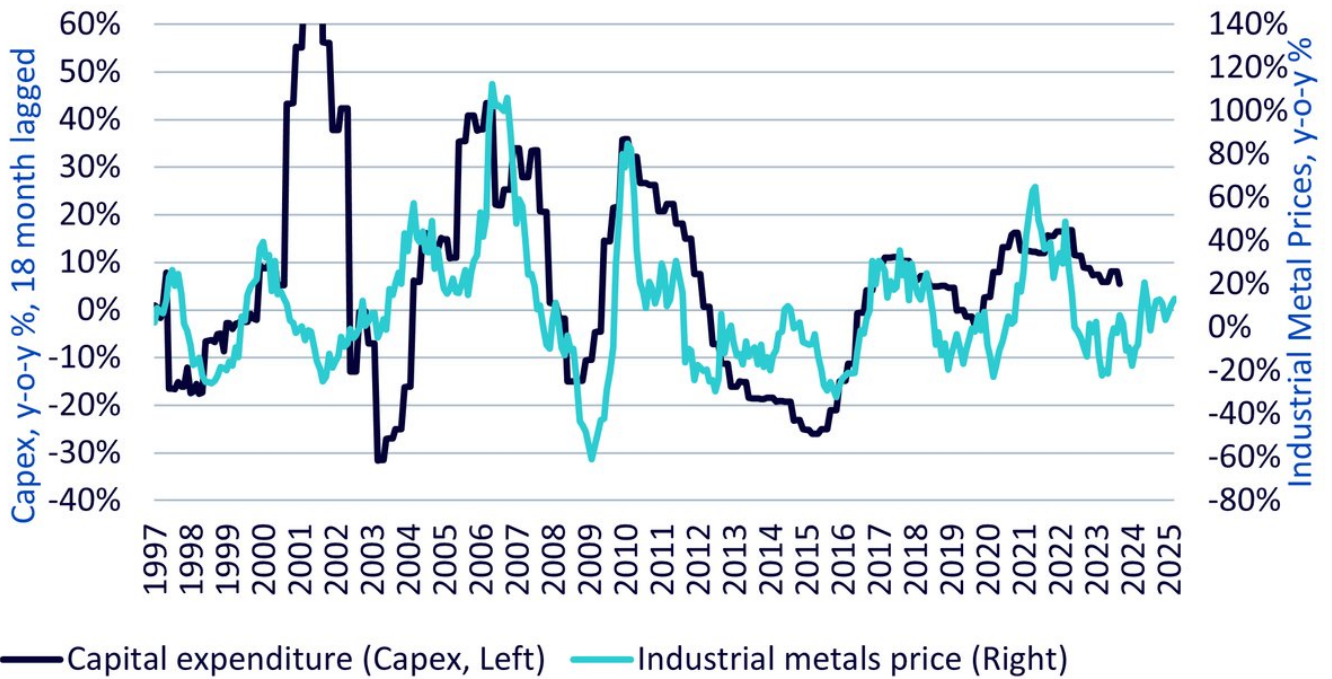
Industrial demand for silver:

Despite overall industrial weakness, silver-specific demand is expected to remain resilient. This is largely due to strong photovoltaic (PV) demand, as China intensifies its energy transition efforts to stimulate domestic growth.

Mining supply constraints:

Mining capital expenditure has been slowing, reflecting past declines in industrial metal prices. Given the lag between CAPEX and production, we do not expect a near-term rise in supply. As a result, silver is likely to remain in a supply deficit for the fifth consecutive year in 2025.

Figure 4: Mining capital expenditure and industrial metal prices



Source: WisdomTree, Bloomberg, February 1996 to March 2025. **Historical performance is not an indication of future performance and any investments may go down in value.**

Conclusion

Silver appears primed for a significant rebound relative to gold, following a temporary loss in momentum after Liberation Day. As gold ascends to fresh highs, silver could test its previous peak and potentially exceed it, particularly under our bullish gold scenario.

For investors, this creates an asymmetric opportunity: silver remains undervalued on a relative basis and continues to benefit from robust demand fundamentals and constrained supply.

1 Previous high reached in April 2011 of \$49/oz.

Important Risks Related to this Article

Important Information

Marketing communications issued in the European Economic Area (“EEA”): This document has been issued and approved by WisdomTree Ireland Limited, which is authorised and regulated by the Central Bank of Ireland.

Marketing communications issued in jurisdictions outside of the EEA: This document has been issued and approved by WisdomTree UK Limited, which is authorised and regulated by the United Kingdom Financial Conduct Authority.

WisdomTree Ireland Limited and WisdomTree UK Limited are each referred to as “WisdomTree” (as applicable). Our Conflicts of Interest Policy and Inventory are available on request.

For professional clients only. The information contained in this document is for your general information only and is neither an offer for sale nor a solicitation of an offer to buy securities or shares. This document should not be used as the basis for any investment decision. Investments may go up or down in value and you may lose some or all of the amount invested. Past performance is not necessarily a guide to future performance. Any decision to invest should be based on the information contained in the appropriate prospectus and after seeking independent investment, tax and legal advice.

The application of regulations and tax laws can often lead to a number of different interpretations. Any views or opinions expressed in this communication represent the views of WisdomTree and should not be construed as regulatory, tax or legal advice. WisdomTree makes no warranty or representation as to the accuracy of any of the views or opinions expressed in this communication. Any decision to invest should be based on the information contained in the appropriate prospectus and after seeking independent investment, tax and legal advice.

This document is not, and under no circumstances is to be construed as, an advertisement or any other step in furtherance of a public offering of shares or securities in the United States or any province or territory thereof. Neither this document nor any copy hereof should be taken, transmitted or distributed (directly or indirectly) into the United States.

Although WisdomTree endeavours to ensure the accuracy of the content in this document, WisdomTree does not warrant or guarantee its accuracy or correctness. Where WisdomTree has expressed its own opinions related to product or market activity, these views may change. Neither WisdomTree, nor any affiliate, nor any of their respective officers, directors, partners, or employees accepts any liability whatsoever for any direct or consequential loss arising from any use of this document or its contents.