

# Contrarian alert: Is it time to look at software companies?

Published 10 July 2024

**Christopher Gannatti, CFA**

Global Head of Research

## Key Takeaways

- Revenue growth has slowed from the near-term peak levels observed in 2020 and 2021, but it's possible that we could see a bottoming and re-acceleration from the now lower levels.
- Free cash flow margin is an important measure of software companies' profitability, and in 2024, we are generally seeing better profitability than we were in 2020 and 2021 when interest rates were lower, and there was more of a 'grow at all costs' mentality.
- Companies are not necessarily slashing guidance or not meeting analyst expectations in large numbers—there has been some slower growth and some missing expectations, but it is not as broad-based as the headlines might imply.
- An important factor to watch would be the US Federal Reserve Open Market Committee's moves on the policy rate, which may include some cuts during the second half of 2024, even if there were no such moves during the first half. Cuts could be a catalyst for software stock share price performance.
- [Related Products WisdomTree Cloud Computing UCITS ETF - USD Acc Find out more](#)

Do you remember November and December 2023, when the market expected a quick series of interest rate cuts from the US Federal Reserve Open Market Committee?

- The US 10-Year Treasury note ended October of 2023 with a yield of 4.88%, but had dropped to 3.88% by the end of the year<sup>1</sup>.
- The BVP Nasdaq Emerging Cloud Index, an index comprised of Software-as-a-Service (SaaS) companies, delivered a return of 28.03% between 31 October and 31 December 2023<sup>2</sup>.

Those looking for a 'high-duration' equity exposure could say they found it during this period in SaaS companies. And then the rate cuts, as of the time of writing, did not come...

## Software has faced a headwind

When we look at how the BVP Nasdaq Emerging Cloud Index has performed for the first six months of 2024, we see a return of -9.38%, during a time when the Nasdaq 100 Index returned 16.98% and the S&P 500 Index returned 14.48%<sup>3</sup>. In short, no one has been impressed with the returns of software stocks.

But returns are one thing—it is harder to look under the hood to get a better gauge of how software companies are doing.

## Revenue Growth

The COVID-19 pandemic created an interesting backdrop for judging SaaS companies. Many of them were ideally positioned to help companies in other industries stay in business as the environment changed and different physical restrictions were imposed.

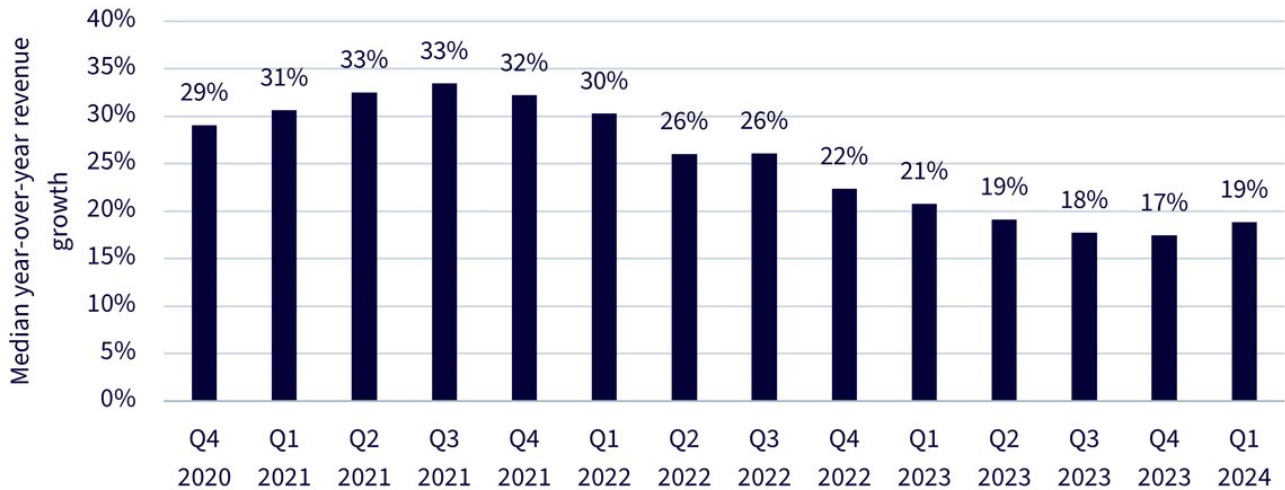
It's also important to remember that one of the main reasons companies subscribe to software is to generate efficiencies—they're not hoping that the accounting or compliance software will make those overall business functions cost even more. While some software packages could be at risk in a more difficult economic environment, others could actually have a tailwind.

ChatGPT, introduced to the world in November 2022, created an entirely new impression of what software can accomplish. This is another variable that all software companies need to contend with. It isn't just thinking about the value proposition of the individual software package anymore—now it's the value proposition relative to what generative AI software either can do already or may be able to do in the near future.

Against that background, we look to Figure 1 to see how revenue growth of software companies has been:

- The BVP Nasdaq Emerging Cloud Index began its live history in the second half of 2018.
- Median revenue growth was accelerating into the third quarter of 2021. After that point, it went into a decelerating trend, dropping from about 33% to a low of 17%, observed in the fourth quarter of 2023.
- The primary question is: Did the fourth quarter of 2023 represent a bottom in median revenue growth for the companies in the BVP Emerging Cloud Index, a measure of SaaS companies, and now we are seeing a bit of acceleration in the first quarter of 2024, or is this just a blip in a further downward trend?
- Looking forward, the clearest potential positive catalyst for the general 'emerging SaaS' company would be actual policy interest rate cuts from the US Federal Reserve. The bigger 'unknown' is how effectively each SaaS company will establish their economic value in the face of ever-increasing capabilities from the large language models (LLMs).

### **Figure 1: BVP Nasdaq Emerging Cloud Index median year-over-year revenue growth (31 December 2020 to 30 June 2024)**



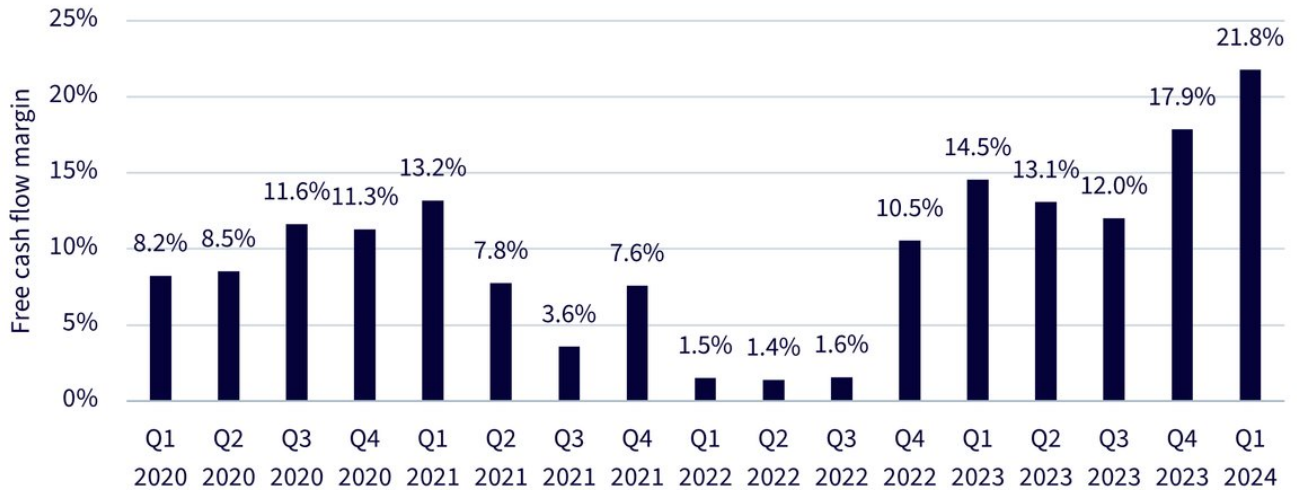
Source: WisdomTree, Bloomberg. To note, on 30 June 2024, the data for revenue growth based on the period that ended 30 June 2024 had not yet become public. It typically begins to become public about one month into the future as companies report their results for the period ended 30 June 2024. **Historical performance is not an indication of future results and any investments may go down in value.**

## Profitability

To prioritise 'growth' or 'profitability'—at times, it feels like this is one of the primary questions in evaluating the performance of SaaS companies. When interest rates were at or near zero, and the government was printing more money than it ever had, it was clear that profitability was less important. However, currently, in an environment where money market interest rates are hovering around 5%, profitability is more important.

As we look at Figure 2, the median Free Cash Flow margin has gone from 0.9% in the third quarter of 2021 (the peak period in median revenue growth observed in Figure 1) to a level of 21.7% in the first quarter of 2024.

## Figure 2: Median free cash flow margin (31 March 2020 to 30 June 2024)



Source: WisdomTree, Bloomberg. To note, on 30 June 2024, the data for free cash flow margin based on the period of time that ended 30 June 2024 has not yet become public and typically begins to become public about one month into the future as companies report their results for the period ended 30 June 2024. **Historical performance is not an indication of future results and any investments may go down in value.**

## Can we Learn Anything from the Revenue Guidance?

Much has been written about revenue guidance being a bit of a 'game.' Is the goal genuinely to deliver as strong business results as possible, or is the game simply to manage revenue guidance so that it's possible to say 'guidance was beaten'? The reality is probably somewhere on a spectrum.

When we look at the percentage of companies that have beaten guidance, quarter by quarter, in Figure 3a, we see that the figure doesn't change much. Most firms within the BVP Nasdaq Emerging Cloud Index have been beating guidance.

Possibly more interesting is the trend in the 'median beat', meaning that a higher number means that the guidance is being beaten by a greater percentage, and a lower number means that the guidance is being beaten by a lower percentage.

- We know that the conditions for SaaS companies were better in 2020 and 2021, and the median beat was in the 4% range.
- In 2024, conditions are more difficult, and we see that the median beat has ended up around 2%, about half as much.

## Figure 3a: How are companies doing relative to guidance (31 March 2020 to 30 June 2024)



Source: WisdomTree, Bloomberg. The median beat denotes the median of volume by which reported sales exceed guided sales. To note, on 30 June 2024, the data is based on the period of time that ended 30 June 2024 has not yet become public and typically begins to become public about one month into the future as companies report their results for the period ended 30 June 2024. **Historical performance is not an indication of future results and any investments may go down in value.**

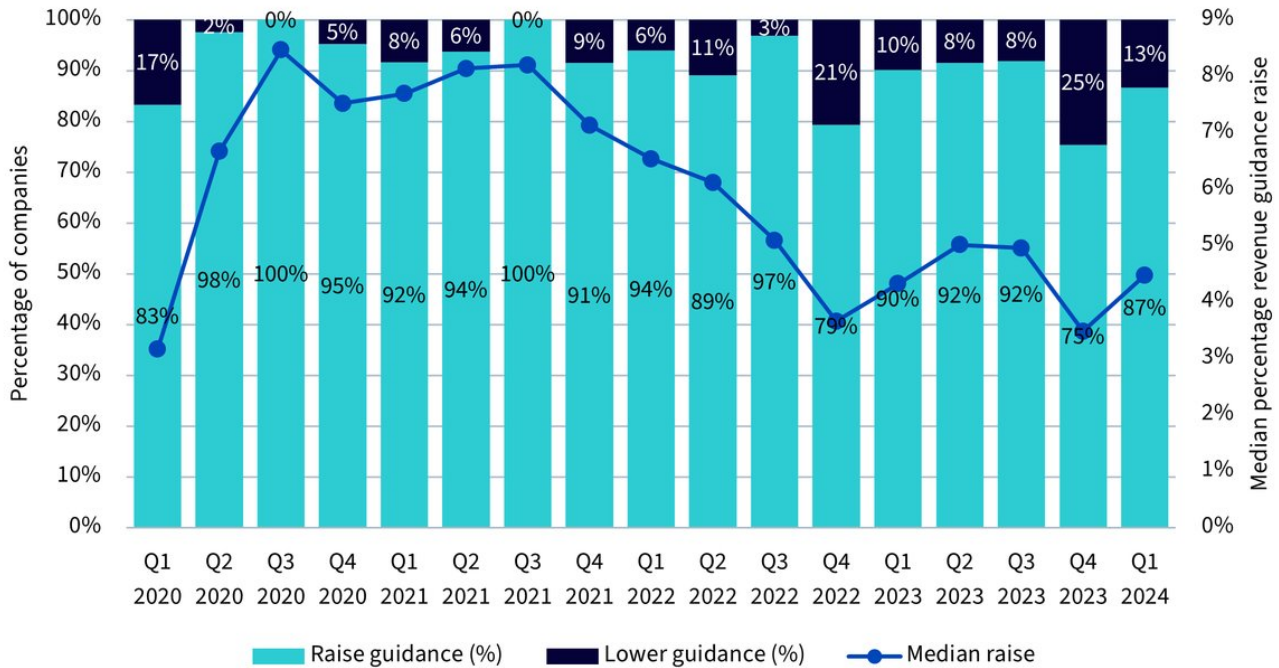
Figure 3b, however, may be more interesting as it relates to companies themselves shifting their guidance. In a sense, we can assume that companies want to provide guidance that they can beat, however slightly, so that the quarterly earnings press release can indicate ‘beating guidance’ instead of ‘missing guidance.’ If companies are doing this, however, once they know that conditions have changed, they would have to lower guidance to be able to turn around a ‘beat’ in the coming quarter.

### Every ‘game’ allows one to get a better sense of the score at least...

The figures indicate a bit more movement—for instance, in the fourth quarter of 2023, we saw the raise guidance percentage go from 92% to 75%. We also see how the median revenue guidance raise has shifted from the 7-8% range to something closer to the 4-5% level.

Conditions may not be as positive as they were in late 2020 and 2021, but the true question is whether the fourth quarter of 2023 will be the toughest or if the rest of 2024 will be even more challenging.

### Figure 3b: How are companies in the BVP Nasdaq Emerging Cloud Index changing guidance (31 March 2020 to 30 June 2024)



Source: WisdomTree, Bloomberg. To note, on 30 June 2024, the data is based on the period of time that ended 30 June 2024 has not yet become public and typically begins to become public about one month into the future as companies report their results for the period ended 30 June 2024. **Historical performance is not an indication of future results and any investments may go down in value.**

## Conclusion: Is it contrarian time?

Sometimes, it makes sense to follow the momentum, which would mean, at least in July 2024, following the trend of some of the world’s largest technology companies seemingly ever higher. To be truthful, looking at Nvidia, Apple, Amazon, Microsoft, Meta, and Alphabet—it’s difficult to know if or when the trend will end. People cite the difference in return between the S&P 500 Index and the S&P 500 Equal-Weight Index as one measure of the lack of breadth in the market.

Emerging SaaS companies delivered strongly in terms of returns in 2023, but really only when it was assumed that US policy rates were about to be cut. As these cuts did not materialise during the first half of 2024, we saw a very tough performance environment. If it is expected that the US Federal Reserve may move in the second half of 2024, it may be that the trend of the largest companies outperforming shifts and opens up some room for emerging SaaS to exhibit a bit of recovery.

1 Source: Board of Governors of the Federal Reserve System (US), Market Yield on US Treasury Securities at 10-Year Constant Maturity, Quoted on an Investment Basis [DGS10], retrieved from FRED, Federal Reserve Bank of St. Louis; <https://fred.stlouisfed.org/series/DGS10>, June 27, 2024.

2 Source: Bloomberg.

3 Source: Bloomberg, with first six months of 2024 referencing December 31, 2023 to June 30, 2024.

## Important Risks Related to this Article

### Important Information

**Marketing communications issued in the European Economic Area (“EEA”):** This document has been issued and approved by WisdomTree Ireland Limited, which is authorised and regulated by the Central Bank of Ireland.

**Marketing communications issued in jurisdictions outside of the EEA:** This document has been issued and approved by WisdomTree UK Limited, which is authorised and regulated by the United Kingdom Financial Conduct Authority.

WisdomTree Ireland Limited and WisdomTree UK Limited are each referred to as “WisdomTree” (as applicable). Our Conflicts of Interest Policy and Inventory are available on request.

**For professional clients only. The information contained in this document is for your general information only and is neither an offer for sale nor a solicitation of an offer to buy securities or shares. This document should not be used as the basis for any investment decision. Investments may go up or down in value and you may lose some or all of the amount invested. Past performance is not necessarily a guide to future performance. Any decision to invest should be based on the information contained in the appropriate prospectus and after seeking independent investment, tax and legal advice.**

The application of regulations and tax laws can often lead to a number of different interpretations. Any views or opinions expressed in this communication represent the views of WisdomTree and should not be construed as regulatory, tax or legal advice. WisdomTree makes no warranty or representation as to the accuracy of any of the views or opinions expressed in this communication. Any decision to invest should be based on the information contained in the appropriate prospectus and after seeking independent investment, tax and legal advice.

This document is not, and under no circumstances is to be construed as, an advertisement or any other step in furtherance of a public offering of shares or securities in the United States or any province or territory thereof. Neither this document nor any copy hereof should be taken, transmitted or distributed (directly or indirectly) into the United States.

Although WisdomTree endeavours to ensure the accuracy of the content in this document, WisdomTree does not warrant or guarantee its accuracy or correctness. Where WisdomTree has expressed its own opinions related to product or market activity, these views may change. Neither WisdomTree, nor any affiliate, nor any of their respective officers, directors, partners, or employees accepts any liability whatsoever for any direct or consequential loss arising from any use of this document or its contents.