

Capex, capacity, compute: What Q3 signals for AI

Published 24 November 2025

Baoqi Zhu

Associate Director, Quantitative Research & Multi Asset Solutions

Key Takeaways

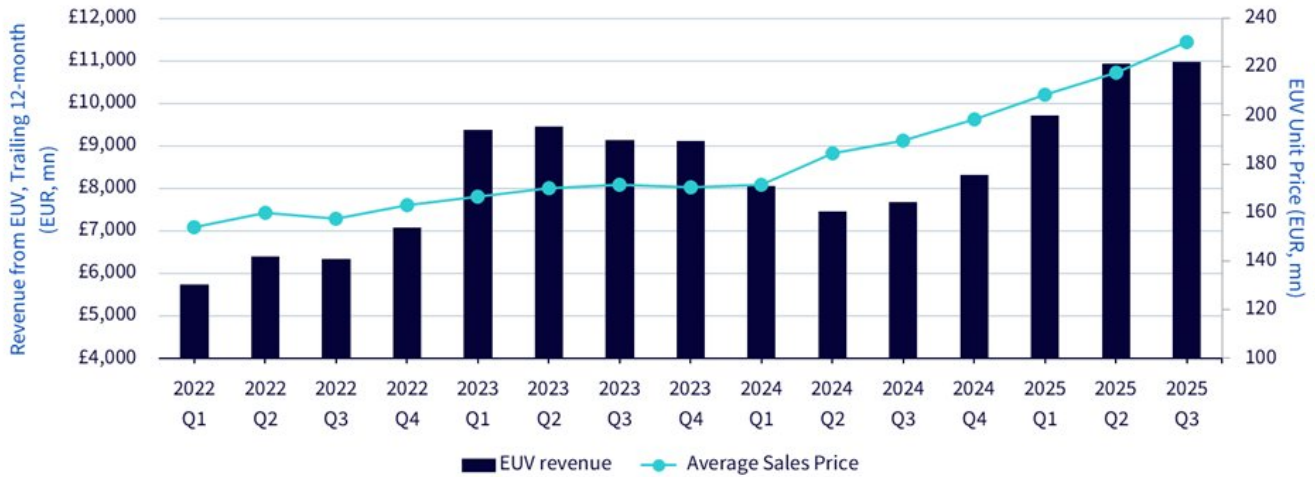
- Advanced-chips supply remains tight, while memory and interconnect constraints persist and power and cooling often dictate deployment timing.
- Capital expenditure guides are higher into 2026, with cloud growth and backlogs supporting ongoing demand for compute.
- Compute capacity is being pre-secured through multi-year contracts with neocloud providers, and revenue timing mainly reflects facility readiness.
- Early software monetisation is visible, and a rising share of large companies report measurable AI-related benefits.

The latest earnings from companies exposed to artificial intelligence (AI) show continued strength across the supply chain. Demand for advanced manufacturing, memory and connectivity remains robust, while hyperscalers have reaffirmed higher capital spending plans and customers are still securing compute capacity ahead of need. Cloud revenues remain resilient, and several software firms are beginning to see early benefits from AI deployment. Together, these trends offer a solid foundation for assessing the next phase of AI investment and adoption.

Upstream signals: still tight, and getting tighter

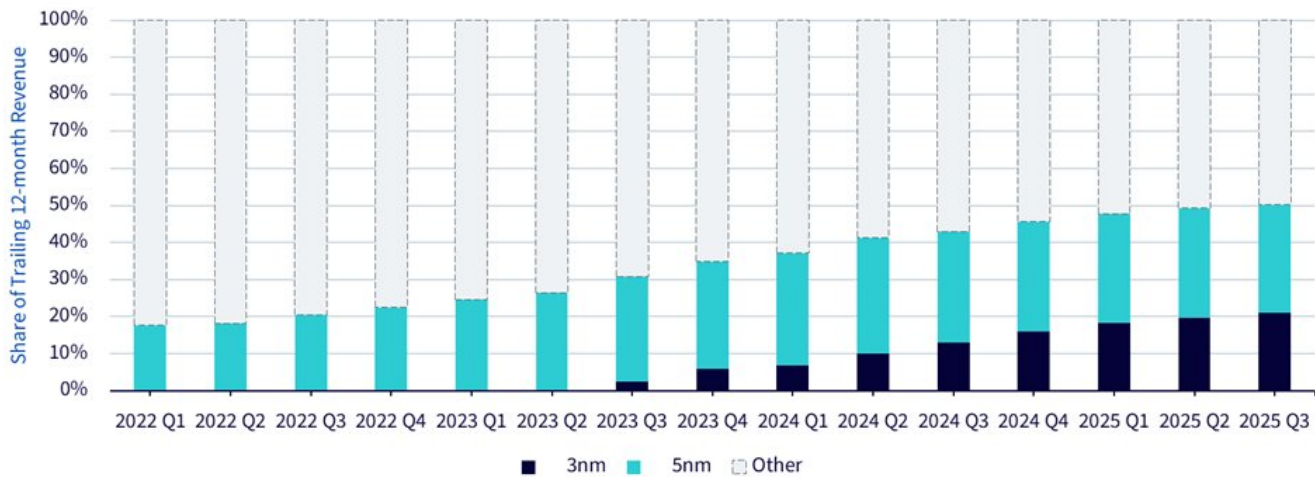
At the top of the AI supply chain, ASML remains the only company in the world that makes extreme ultraviolet (EUV) scanners, the machines used to produce the most advanced computer chips. In its third-quarter update, the company reported steady demand for both EUV and deep ultraviolet (DUV) systems, driven by the ongoing growth of AI-related technology. Orders and future demand were further supported by the rollout of ASML's next generation of tools. Strong interest in EUV systems has also pushed prices up by around 21% over the past year.

Figure 1: ASML – trailing 12-month revenue from EUV & average EUV unit price



At the chip manufacturing stage, TSMC (Taiwan Semiconductor Manufacturing Company) remains the clear industry leader and a good indicator of overall AI-related demand. In its third-quarter results, the company reported that 3-nanometre (nm) chips, its most advanced and efficient semiconductors, made up a record 22.4% of total revenue. When combined with 5 nm chips, these cutting-edge products now account for about half of TSMC’s revenue, up from less than 20% previously. This shift highlights the surge in demand for advanced chips used to power AI technologies.

Figure 2: TSCM - share of revenue generated by 3nm and 5nm chips, trailing 12 months



Beyond graphics processing units (GPUs), the tightest supply constraints today are in memory and connectivity, with power and heat limits becoming increasingly significant. Shortages of memory chips, including dynamic random-access memory (DRAM), high-bandwidth memory (HBM), double data rate (DDR) and NAND flash, reflect the rapid build-out of AI infrastructure. A clear sign of this is the sharp rise in DRAM spot prices in recent months. As Samsung’s management noted in their latest earnings call: “It

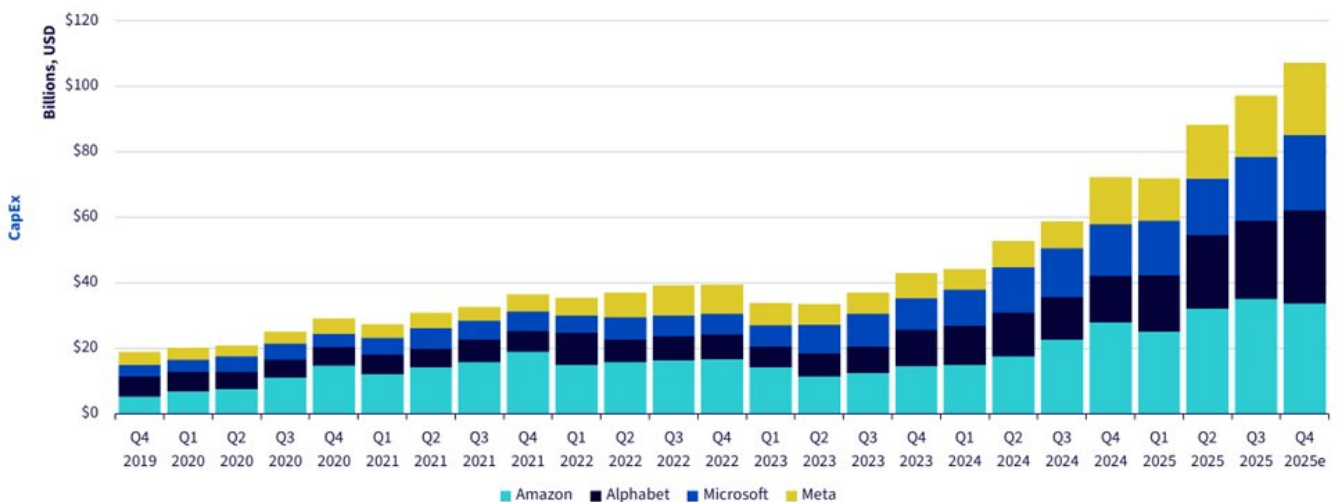
is expected that customers’ demand for next year will exceed our supply, even considering our investment and capacity expansion plan.”

These supply shortages were also evident in the latest results from Samsung and SK hynix. SK hynix reported record profits driven by booming orders for AI-focused memory (HBM) and expects more than 30% annual growth in demand for AI memory over the next five years. Samsung’s memory business also delivered record revenue, up around 20% year on year. Connectivity demand is rising in parallel. Astera Labs, a company specialising in high-speed data connections, reported third-quarter revenue of about US \$231 million, up roughly 104% year on year. Overall, the ongoing expansion of AI infrastructure is benefiting the wider semiconductor sector, from memory and connectivity through to GPUs.

Buyers’ chequebooks: hyperscaler capex still rising

Hyperscalers continued to push capital expenditures (capex) higher in Q3 and pointed to another leg up in 2026. The combined capex of Alphabet, Amazon, Microsoft and Meta increased by roughly 65% year on year to an all-time high. Meanwhile, the three major cloud service providers among them: Alphabet, Amazon and Microsoft, reported strong cloud growth, which in turn is driving demand for AI infrastructure.

Figure 3: Hyperscalers’ capex over the last 5 years



Alphabet raised its 2025 capex outlook again to US \$91–93 billion and disclosed Google Cloud revenue growth of 34%, with backlog up to US \$155 billion, a strong forward indicator of demand for compute and AI services. Meta guided to US \$70–72 billion, with 2026 set to step up as training capacity scales. Microsoft’s Azure revenue grew 40%, and management indicated capex will step up again, with the CFO flagging more than \$30 billion of spend in the current quarter to support AI infrastructure. Amazon’s AWS (Amazon Web Services) grew 20% year on year in Q3, its best pace since 2022, and the company highlighted a sharp increase in property and equipment purchases that depressed free cash flow, another clear sign that physical capacity is being added.

Compute is being pre-booked: the rise of neocloud

Compute demand is rising faster than self-build capacity, so large buyers are pre-securing supply from neocloud operators. The gating factor is often facility readiness rather than chips, with deployment timing tied to powered-shell availability.

CoreWeave illustrates this dynamic. Q3 revenue reached about US \$1.36 billion and its contracted backlog rose to US \$55.6 billion¹, but guidance was trimmed after a third-party data-centre partner delayed a powered shell. Management emphasised that this was a timing issue and that customers extended contract windows, so demand and deal value remained intact.

Nebius reported a similar pattern of strong demand, with third-quarter sales rising 355% to US \$146 million and capacity fully sold for the period². The company also announced new multi-year contracts with large cloud customers, giving it better visibility on future revenue. Taken together, these developments suggest that customers are increasingly turning to neocloud providers to secure computing power in advance. The short-term changes in revenue mainly reflect how quickly new data-centre sites can come online, rather than a slowdown in demand.

Signs of software monetisation is becoming visible

The application cycle is still in its early stages, but earnings are showing more tangible signs. Palantir's Q3 reported continued growth in commercial revenue alongside brisk adoption of its AI platform, and management emphasised deal velocity for AI-driven use cases. Akamai pointed to progress with its AI Inference Cloud and noted AI-related workloads as a contributor. These are small next to hyperscaler numbers, yet they mark a shift from pilots to production.

A broader look across large-cap companies shows the momentum building. In recent research from Morgan Stanley³, 28% of S&P 500 companies discussed a measurable AI cost or revenue impact this quarter; across the full index, 15% cited at least one measurable benefit, up from 14% in Q2 and 11% a year ago. This steady rise suggests that AI-driven revenue effects are beginning to extend beyond semiconductors and cloud computing.

Conclusion

Q3 points to an investment cycle that is broadening from wafers to workloads. Supply remains tight where it matters most, particularly in memory and connectivity, with power and cooling often dictating deployment pace. Buyers are still increasing capital plans and are pre-securing compute through neocloud contracts, which extend visibility beyond the next couple of quarters. Financial impact from AI application is now showing up in reported numbers, albeit from a small base.

Bubble concerns deserve context. Past manias left long-lived assets such as railway networks and fibre backbones. Today's AI build involves faster-depreciating chips, but it is also creating durable capacity in data centre infrastructure and network fabrics, and it is generating revenue and backlog now rather than hypothetical demand later. Sector valuations remain below the most extreme levels seen in 2000, Nvidia's forward price-to-earnings multiple is elevated but sits in the high-20s on recent readings, whereas Cisco

peaked above 100x at the top of the 2000 cycle. This is not a prediction about future returns, but it does indicate a more moderate starting point than the extreme valuations seen during the dot-com era.

1Source: CoreWeave, third quarter 2025 results, 10 November 2025.

2Source: Nebius, third quarter 2025 financial results, 11 November 2025.

3Source: "Momentum Around AI Adoption Is Building", Morgan Stanley, 06/11/2025.

Important Risks Related to this Article

IMPORTANT INFORMATION

Marketing communications issued in the European Economic Area (“EEA”): This document has been issued and approved by WisdomTree Ireland Limited, which is authorised and regulated by the Central Bank of Ireland. **Marketing communications issued in jurisdictions outside of the EEA:** This document has been issued and approved by WisdomTree UK Limited, which is authorised and regulated by the United Kingdom Financial Conduct Authority. WisdomTree Ireland Limited and WisdomTree UK Limited are each referred to as “WisdomTree” (as applicable). Our Conflicts of Interest Policy and Inventory are available on request. This marketing communication has been prepared for professional investors, but the WisdomTree products set out in this document may be available in some jurisdictions to any investors, subject to applicable laws and regulations. As the product may not be authorised or its offering may be restricted in your jurisdiction, it is the responsibility of every person or entity to satisfy themselves as to the full observance of the laws and regulations of the relevant jurisdiction. Prior to any application investors are advised to take all necessary legal, regulatory, tax and investment advice on the suitability and consequences of an investment in the products. Past performance is not a reliable indicator of future performance. Any historical performance included in this document may be based on back testing. Back testing is the process of evaluating an investment strategy by applying it to historical data to simulate what the performance of such strategy would have been. Back tested performance is purely hypothetical and is provided in this document solely for informational purposes. Back tested data does not represent actual performance and should not be interpreted as an indication of actual or future performance. The value of any investment may be affected by exchange rate movements. Any decision to invest should be based on the information contained in the appropriate prospectus and after seeking independent investment, tax and legal advice. These products may not be available in your market or suitable for you. The content of this document does not constitute investment advice nor an offer for sale nor a solicitation of an offer to buy any product or make any investment. An investment in exchange-traded products (“ETPs”) is dependent on the performance of the underlying index, less costs, but it is not expected to match that performance precisely. ETPs involve numerous risks including among others, general market risks relating to the relevant underlying index, credit risks on the provider of index swaps utilised in the ETP, exchange rate risks, interest rate risks, inflationary risks, liquidity risks and legal and regulatory risks. The information contained in this document is not, and under no circumstances is to be construed as, an advertisement or any other step in furtherance of a public offering of shares in the United States or any province or territory thereof, where none of the issuers or their products are authorised or registered for distribution and where no prospectus of any of the issuers has been filed with any securities commission or regulatory authority. No document or information in this document should be taken, transmitted or distributed (directly or indirectly) into the United States. None of the issuers, nor any securities issued by them, have been or will be registered under the United States Securities Act of 1933 or the Investment Company Act of 1940 or qualified under any applicable state securities statutes. This document may contain independent market commentary prepared by WisdomTree based on publicly available information. Although WisdomTree endeavours to ensure the accuracy of the content in this document, WisdomTree does not warrant or

guarantee its accuracy or correctness. Any third party data providers used to source the information in this document make no warranties or representation of any kind relating to such data. Where WisdomTree has expressed its own opinions related to product or market activity, these views may change. Neither WisdomTree, nor any affiliate, nor any of their respective officers, directors, partners, or employees accepts any liability whatsoever for any direct or consequential loss arising from any use of this document or its contents. This document may contain forward looking statements including statements regarding our belief or current expectations with regards to the performance of certain assets classes and/or sectors. Forward looking statements are subject to certain risks, uncertainties and assumptions. There can be no assurance that such statements will be accurate and actual results could differ materially from those anticipated in such statements. WisdomTree strongly recommends that you do not place undue reliance on these forward-looking statements. WisdomTree Issuer ICAV The products discussed in this document are issued by WisdomTree Issuer ICAV ("WT Issuer"). WT Issuer is an umbrella investment company with variable capital having segregated liability between its funds organised under the laws of Ireland as an Irish Collective Asset-management Vehicle and authorised by the Central Bank of Ireland ("CBI"). WT Issuer is organised as an Undertaking for Collective Investment in Transferable Securities ("UCITS") under the laws of Ireland and shall issue a separate class of shares ("Shares") representing each fund.

The Fund is described in a Key Information Document (KID) or Key Investor Information Document (KIID) for UK investors, and the prospectus of WT Issuer ("WT Prospectus"). A copy of the WT Prospectus and the KID / KIID is available, for EEA/UK only, in English at www.wisdomtree.eu. Where required under national rules, the KID will also be available in the local language of the relevant EEA Member State. Investors should read the WT Prospectus before investing and should refer to the section of the WT Prospectus entitled »Risk Factors¼ for further details of risks associated with an investment in the Shares. The [summary of investor rights](#) associated with an investment in the fund is available in English on WisdomTree Europe¼s website. WisdomTree Management Limited may decide to terminate the arrangements made for the marketing of its collective investment undertakings. In such circumstances, shareholders in the affected EEA Member State will be notified of this decision and will be provided with the opportunity to redeem their shareholding in the fund free of any charges or deductions for at least 30 working days from the date of such notification. Nasdaq® and the Nasdaq CTA Artificial Intelligence Index are registered trademarks of Nasdaq, Inc. (which with its affiliates is referred to as the "Corporations") and are licensed for use by WisdomTree Management Limited. The WisdomTree Artificial Intelligence UCITS ETF (the "Fund") has not been passed on by the Corporations as to its legality or suitability. Shares in the Fund are not issued, endorsed, sold, or promoted by the Corporations. THE CORPORATIONS MAKE NO WARRANTIES AND BEAR NO LIABILITY WITH RESPECT TO THE FUND. Notice to Investors in Switzerland – Qualified Investors This document constitutes an advertisement of the financial product(s) mentioned herein. The prospectus and the key investor information documents (KIID) are available from WisdomTree¼s website <https://www.wisdomtree.eu/en-ch/resource-library/prospectus-and-regulatory-reports> Some of the sub-funds referred to in this document may not have been registered with the Swiss Financial Market Supervisory Authority ("FINMA"). In Switzerland, such sub-funds that have not been registered with FINMA shall be distributed exclusively to qualified investors, as defined in the Swiss Federal Act on Collective Investment Schemes or its implementing ordinance (each, as amended from time to time).

The representative and paying agent of the sub-funds in Switzerland is Société Générale Paris, Zurich Branch, Talacker 50, PO Box 5070, 8021 Zurich, Switzerland. The prospectus, the key investor information documents (KIID), the articles of association and the annual and semi-annual reports of the sub-funds are available free of charge from the representative and paying agent. As regards distribution in Switzerland, the place of jurisdiction and performance is at the registered seat of the representative and paying agent.

For Investors in France: The information in this document is intended exclusively for professional investors (as defined under the MiFID) investing for their own account and this material may not in any way be distributed to the public. The distribution of the Prospectus and the offering, sale and delivery of Shares in other jurisdictions may be restricted by law. WT Issuer is a UCITS governed by Irish legislation, and approved by the Financial Regulatory as UCITS compliant with European regulations although may not have to comply with the same rules as those applicable to a similar product approved in France. The Fund has been registered for marketing in France by the Financial Markets Authority (Autorité des Marchés Financiers) and may be distributed to investors in France. Copies of all documents (i.e. the Prospectus, the Key Investor Information Document, any supplements or addenda thereto, the latest annual reports and the memorandum of incorporation and articles of association) are available in France, free of charge at the French centralizing agent, Societe Generale at 29, Boulevard Haussmann, 75009, Paris, France. Any subscription for Shares of the Fund will be made on the basis of the terms of the prospectus and any supplements or addenda thereto. **For Investors in Malta:** This document does not constitute or form part of any offer or invitation to the public to subscribe for or purchase shares in the Fund and shall not be construed as such and no person other than the person to whom this document has been addressed or delivered shall be eligible to subscribe for or purchase shares in the Fund. Shares in the Fund will not in any event be marketed to the public in Malta without the prior authorisation of the Maltese Financial Services Authority.