Beyond state ownership: capturing emerging markets' structural transformation

Published 9 July 2026

Aneeka Gupta
Director, Macroeconomic Research

Brian Manby, CFA
Equity Strategist

Key Takeaways

- **The SOE discount is structural, not cyclical**: Government mandates, capital misallocation, and shareholder dilution persistently suppress SOE returns relative to private-sector peers.
- **EM's composition has been redrawn**: Taiwan has displaced China as the largest country weight in the MSCI EM index.
- **Macro tailwinds align with the non-SOE thesis**: The artificial intelligence (AI) and semiconductor capex cycle, upward earnings revisions, and the ongoing China-to-Asia rebalancing all reinforce the case for private-sector EM exposure.

The State-Owned Enterprise (SOE) discount is widening

Emerging markets (EM) are in the middle of a structural transformation, and the data makes a strong case. Over the past 18 months, a performance gap has quietly but decisively opened between state-owned enterprises (SOEs) and their private-sector counterparts. Since the end of 2024, non-SOEs have delivered a cumulative total return of approximately 52.2%, compared to 35.0% for the SOE cohort. This marks a 17% spread that encapsulates something deeper than a cyclical rotation. It reflects the growing performance gap between EM's private-sector companies and the state-owned enterprises that continue to lag behind.

Figure 1: Non-SOEs outpacing SOEs: cumulative total return since 31/12/2024



Source: FactSet, MSCI, WisdomTree, Quarterly data from 31 December 2024 to 10 April 2026. **Historical performance is not an indication of future performance and any investments may go down in value.**

The ‘old EM’ vs ‘new EM’ divide

The traditional case against SOEs has always been intuitive: government interference distorts capital allocation, management incentives are misaligned with shareholders, and the mandate to serve policy goals rather than profit objectives tends to erode long-run returns. These arguments are not new. What is new is the force with which the market is pricing in these structural disadvantages.

The defining catalyst in today's environment is the semiconductor boom. Samsung, SK Hynix, and Taiwan Semiconductor have not simply outperformed, they have materially reshaped the composition of emerging markets. For the first time in history, China is no longer the largest country exposure within the MSCI Emerging Markets Index, having been displaced by Taiwan. Currently Taiwan (26.4%), Korea (23%), China (20%), and India (11%) rank as the top four exposures in the index[1]. This represents a significant structural shift. China dominated EM indices for the entirety of the modern index era. Its demotion is a structural signal, not a blip.

Figure 2: China is no longer the top country exposure in EM

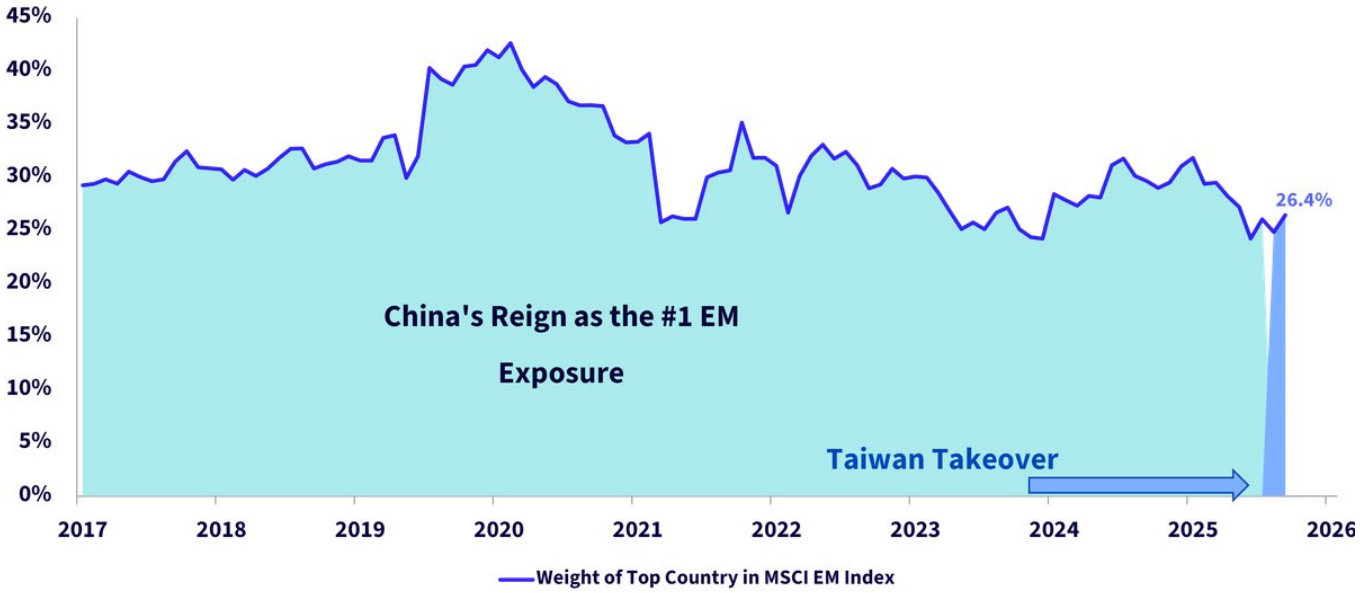

Source: FactSet, MSCI, WisdomTree from 29 December 2017 to 29 May 2026. **Historical performance is not an indication of future performance and any investments may go down in value.**

The knock-on effect for sector composition is equally dramatic. For the first time since 2018, Emerging Markets now carry more Information Technology exposure than the S&P 500, 43% versus 39% as of mid-2026. Over the previous decade, the S&P 500 maintained an average technology sector weighting approximately 7.5 percentage points higher than emerging markets. That gap has now closed. The critical observation is that none of the companies driving this shift: Samsung, SK Hynix, TSMC, are state-owned. They are private-sector, profit-oriented, shareholder-aligned businesses operating in highly competitive global markets. This is precisely the dynamic the ex-SOE investment approach was designed to capture.

Figure 3: Emerging markets now have more technology exposure than the S&P 500 Index

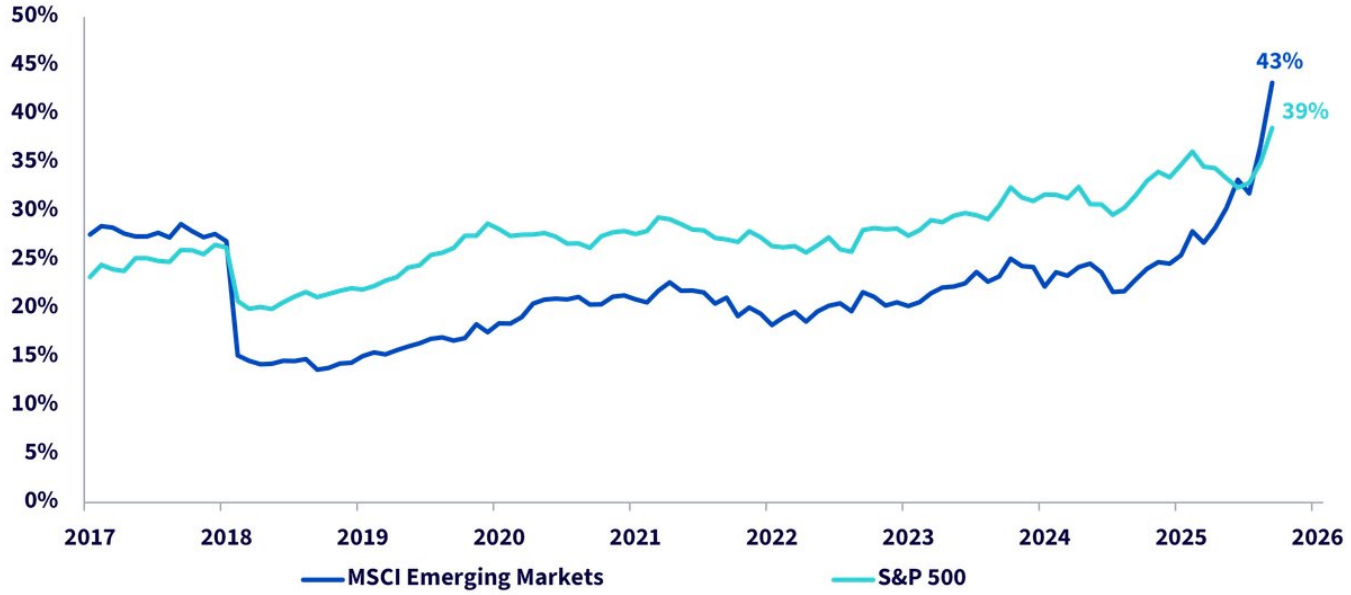

Source: FactSet, MSCI, WisdomTree from 29 December 2017 to 29 May 2026. **Historical performance is not an indication of future performance and any investments may go down in value.**

Why the SOE discount is structural, not cyclical

It is worth being precise about why SOE underperformance tends to persist, because conflating it with a cyclical trade misses the point.

- **Capital misallocation**: State-owned enterprises frequently operate under mandates that prioritise employment levels, strategic national objectives, or commodity price stability over return on invested capital. This depresses Return on Equity (ROE) structurally, not episodically.
- **Shareholder dilution**: SOEs in EM have historically been serial equity issuers. When the government is the majority shareholder and balance sheet concerns are secondary to policy goals, minority shareholders absorb the dilutive cost. Private non-SOE companies, by contrast, have demonstrated meaningful share buyback activity, with net repurchase programmes reflecting genuine capital discipline and confidence in intrinsic value.
- **Governance premium**: Investors increasingly ascribe a governance premium to well-run private enterprises. In an environment of tighter global liquidity and higher cost of capital, companies with transparent governance, strong free cash flow conversion, and disciplined management teams attract incremental flows at the expense of state-backed incumbents. The valuation gap between SOEs and non-SOEs is therefore not merely a sentiment story, it reflects a real and persistent difference in expected future cash flows.

- **The China factor**: The ongoing rebalancing away from China-heavy EM exposure carries an implicit SOE tilt reduction. China's state-owned sectors such as banks, energy, telecoms, historically constituted a large share of the EM index by weight. As Korea and Taiwan displace that weight with private-sector semiconductor and technology champions, the index itself is naturally becoming more non-SOE.

The macro backdrop: a pro-capitalism EM cycle

Broader macroeconomic conditions in 2026 are reinforcing the non-SOE thesis. The global investment cycle is increasingly driven by capital expenditure in AI infrastructure, semiconductors, data centres, and energy transition technology, which are all areas where private-sector EM companies are well-positioned. The earnings growth profile across EM has been materially revised upward, and forward price-to-earnings ratios have compressed accordingly. This is not a market being re-rated on hope; it is a market being re-rated on genuine earnings delivery.

For investors, the current environment offers an alignment of macro tailwinds, structural sector rotation and attractive relative valuation, all of which point in the same direction: away from SOEs, toward the private sector 'New Economy' parts of EM.

WisdomTree Emerging Markets ex-State-Owned Enterprises UCITS ETF: built to embrace the structural change

The WisdomTree Emerging Markets ex-State-Owned Enterprises UCITS ETF (Ticker: XSOE) was constructed around a straightforward but powerful proposition: systematically exclude companies where a government holds more than 20% ownership, thereby providing exposure to private-sector companies, while shedding the drag of state-directed capital. The exchange-traded fund (ETF) is up 22.4% year-to-date in 2026[2], reflecting the tailwind from non-SOE outperformance.

Sector Alignment: The WisdomTree Emerging Markets ex-State-Owned Enterprises UCITS ETF has consistently leaned into the EM 'New Economy' (technology, communication services, consumer discretionary, healthcare, and financials) relative to the 'Old Economy' of energy, materials, industrials, consumer staples, real estate and utilities that disproportionately populate the SOE universe. This tilt is not simply a sector bet. It is the natural consequence of excluding companies whose ownership structure compromises return objectives.

Figure 4: Comparison of new vs old economy weights

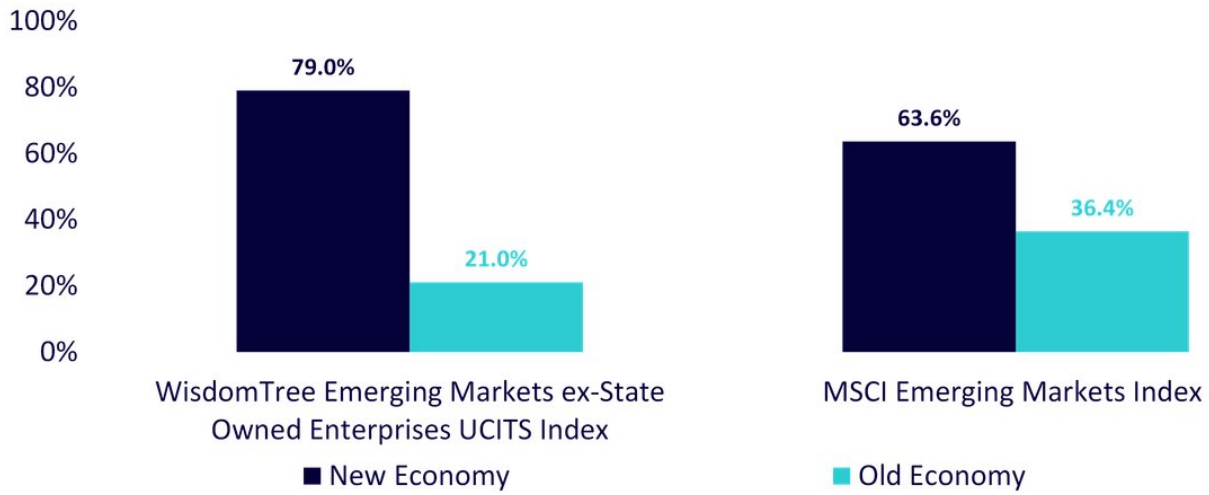

Source: FactSet, MSCI, WisdomTree as of 29 May 2026. **Historical performance is not an indication of future performance and any investments may go down in value.**

Country allocation: The WisdomTree Emerging Markets ex-State-Owned Enterprises UCITS ETF's historically underweight stance toward China (currently approximately 1.5% below the MSCI EM benchmark, consistent with its long-term average underexposure) has been well-timed. Conversely, overweight positions in India and Korea, the two countries with lower proportional SOE exposure within the MSCI EM index, position the portfolio towards growth-oriented sectors of the economy.

Table 1: Country allocation and attribution

	Allocation	Selection	Interaction	Total	Active Weight
India	-0.7%	0.1%	0.0%	-0.5%	3.9%
Korea	0.6%	-1.3%	-0.1%	-0.7%	1.2%
South Africa	-0.1%	0.2%	0.0%	0.1%	0.7%
Mexico	-0.1%	0.0%	0.0%	-0.1%	0.6%
Thailand	-0.1%	0.0%	0.0%	0.0%	0.5%
Saudi Arabia	-0.1%	-0.1%	0.0%	-0.2%	0.4%
Poland	0.0%	0.0%	0.0%	0.0%	0.2%
Malaysia	0.0%	0.1%	0.0%	0.0%	0.2%
China	0.4%	1.3%	-0.1%	1.6%	-1.5%
Brazil	0.5%	-0.1%	0.0%	0.4%	-1.5%
Taiwan	-0.6%	0.3%	0.0%	-0.3%	-3.0%
Other	0.2%	0.0%	0.0%	0.2%	-1.7%
Total	-0.1%	0.5%	-0.1%	0.3%	

Source: FactSet, MSCI, WisdomTree as of 29 May 2026. **Historical performance is not an indication of future performance and any investments may go down in value.**

Valuation: Perhaps the most striking data point from WisdomTree's analysis is the relative forward price-to-earnings of The WisdomTree Emerging Markets ex-State-Owned Enterprises UCITS ETF versus the MSCI EM index. The fund is currently trading at the cheapest relative valuation versus the broader EM benchmark in its entire history, sitting at or below the median minus 2 standard deviations on this metric, based on forward price-to-earnings ratios. The ETF combines differentiated sector exposure with a relative valuation that is low versus its own historical range.

Figure 5: Relative forward price to earnings ratio - WisdomTree Emerging Markets ex-State-Owned Enterprises UCITS ETF vs MSCI EM index

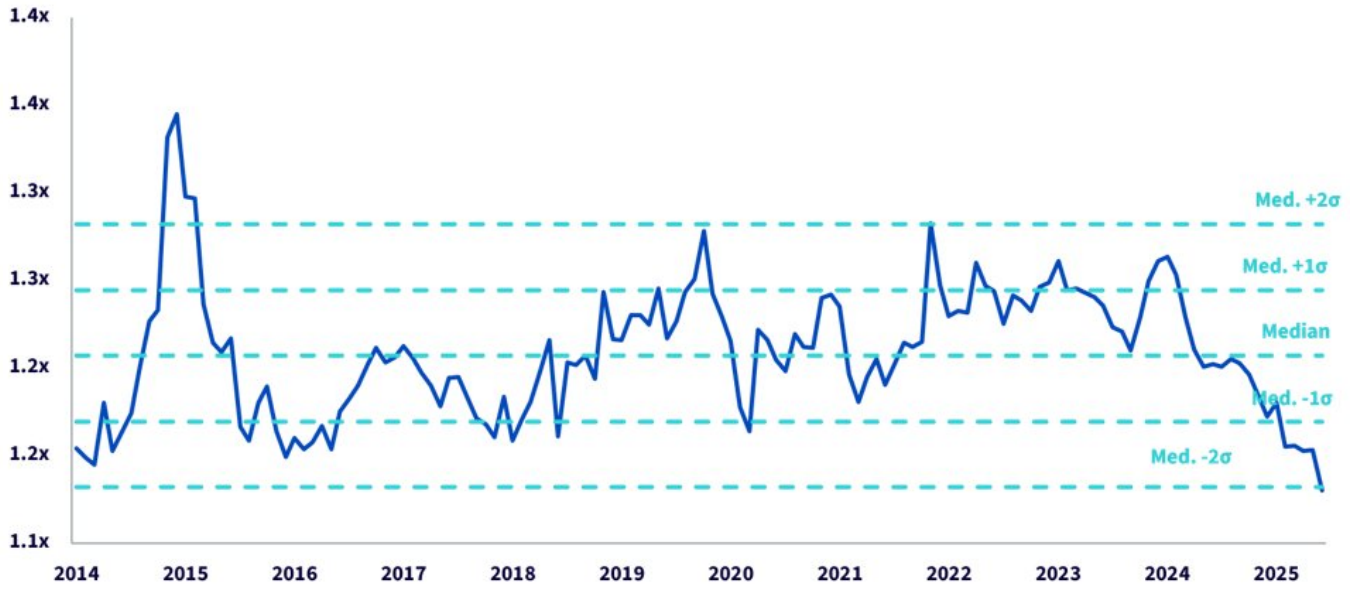

Source: FactSet, MSCI, WisdomTree as of 29 May 2026. **Historical performance is not an indication of future performance and any investments may go down in value.**

Conclusion

The non-SOE performance advantage is not a recent discovery. This has been periodically observable over many market cycles. What distinguishes the current episode is the structural underpinning. The AI and semiconductor investment cycle has supported the private-sector earnings machine in Asia. The country composition of EM is being redrawn in real time, and the forward earnings revision cycle for non-SOE companies continues to run ahead of the SOE cohort.

Investments in emerging markets can be more volatile than investments in developed markets and may be affected by political, economic, regulatory and currency risks. The Fund excludes state-owned enterprises based on its index methodology, which may result in periods of underperformance relative to broader emerging market indices. Concentrated exposure to particular countries or sectors, including technology, may increase volatility. Investors may lose some or all of their investment.

[1]Source: MSCI as of 29 May 2026.

[2]Source: Bloomberg as of 29 June 2026.

Important Information

Marketing communications issued in the European Economic Area ("EEA"): This document has been issued and approved by WisdomTree Ireland Limited, which is authorised and regulated by the Central Bank of Ireland.

Marketing communications issued in jurisdictions outside of the EEA: This document has been issued and approved by WisdomTree UK Limited, which is authorised and regulated by the United Kingdom Financial Conduct Authority.

WisdomTree Ireland Limited and WisdomTree UK Limited are each referred to as "WisdomTree" (as applicable). Our Conflicts of Interest Policy and Inventory are available on request.

This marketing communication is intended for all investors; however, the WisdomTree products described in this document and related materials may be restricted in certain jurisdictions and may only be available to particular categories of investors in accordance with applicable laws and regulations. Where a product is not authorised or its distribution is restricted in your jurisdiction, it is the responsibility of any person or entity in possession of this information to inform themselves of, and comply with, all relevant restrictions. Before making any investment, investors should seek appropriate legal, regulatory, tax and investment advice to assess the suitability and implications of investing in these products. Information about WisdomTree products is available at wisdomtree.eu. WisdomTree does not offer investment advice tailored to individual circumstances. Past performance is not a reliable indicator of future performance. Any historical performance included in this document may be based on back testing. Back testing is the process of evaluating an investment strategy by applying it to historical data to simulate what the performance of such strategy would have been. Back tested performance is purely hypothetical and is provided in this document solely for informational purposes. Back tested data does not represent actual performance and should not be interpreted as an indication of actual or future performance. The value of any investment may be affected by exchange rate movements. Any decision to invest should be based on the information contained in the appropriate prospectus and after seeking independent investment, tax and legal advice. The content of this document does not constitute investment advice nor an offer for sale nor a solicitation of an offer to buy any product or make any investment.

An investment in exchange-traded products ("ETPs") is dependent on the performance of the underlying index, less costs, but it is not expected to match that performance precisely. ETPs involve numerous risks including among others, general market risks relating to the relevant underlying index, credit risks on the provider of index swaps utilised in the ETP, exchange rate risks, interest rate risks, inflationary risks, liquidity risks and legal and regulatory risks.

The information contained in this document is not, and under no circumstances is to be construed as, an advertisement or any other step in furtherance of a public offering of shares in the United States or any province or territory thereof, where none of the issuers or their products are authorised or registered for distribution and where no prospectus of any of the issuers has been filed with any securities commission

or regulatory authority. No document or information in this document should be taken, transmitted or distributed (directly or indirectly) into the United States. None of the issuers, nor any securities issued by them, have been or will be registered under the United States Securities Act of 1933 or the Investment Company Act of 1940 or qualified under any applicable state securities statutes.

This document may contain independent market commentary prepared by WisdomTree based on publicly available information. Although WisdomTree endeavours to ensure the accuracy of the content in this document, WisdomTree does not warrant or guarantee its accuracy or correctness. Any third party data providers used to source the information in this document make no warranties or representation of any kind relating to such data. Where WisdomTree has expressed its own opinions related to product or market activity, these views may change. Neither WisdomTree, nor any affiliate, nor any of their respective officers, directors, partners, or employees accepts any liability whatsoever for any direct or consequential loss arising from any use of this document or its contents.

This document may contain forward looking statements including statements regarding our belief or current expectations with regards to the performance of certain assets classes and/or sectors. Forward looking statements are subject to certain risks, uncertainties and assumptions. There can be no assurance that such statements will be accurate and actual results could differ materially from those anticipated in such statements. WisdomTree strongly recommends that you do not place undue reliance on these forward-looking statements.

WisdomTree Issuer ICAV

Certain funds referred to in this document are issued by WisdomTree Issuer ICAV (“WT Issuer”). WT Issuer is an open-ended, umbrella-type Irish Collective Asset-management Vehicle with segregated liability between sub-funds and is authorised by the Central Bank of Ireland (“CBI”) as an Undertaking for Collective Investment in Transferable Securities (“UCITS”) under Irish law. Each fund is represented by a separate class of shares (the “Shares”) issued by WT Issuer.

The Fund is described in a Key Information Document (KID) or Key Investor Information Document (KIID) for UK investors, and the prospectus of WT Issuer (“WT Prospectus”). A copy of the WT Prospectus and the KID / KIID is available, for EEA/UK only, in English at www.wisdomtree.eu. Where required under national rules, the KID will also be available in the local language of the relevant EEA Member State. Investors should read the WT Prospectus before investing and should refer to the section of the WT Prospectus entitled ‘Risk Factors’ for further details of risks associated with an investment in the Shares.

The summary of investor rights associated with an investment in the fund is available in English on WisdomTree Europe’s website. WisdomTree Management Limited may decide to terminate the arrangements made for the marketing of its collective investment undertakings. In such circumstances, shareholders in the affected EEA Member State will be notified of this decision and will be provided with the opportunity to redeem their shareholding in the fund free of any charges or deductions for at least 30 working days from the date of such notification.

For Investors in Switzerland:

This document constitutes an advertisement of the financial product(s) mentioned herein.

The prospectus (in English only) and the key investor information documents (KID) (in German, French and Italian) are available from WisdomTree's website: https://www.wisdomtree.eu/en-ch/resource-library/prospectus-and-regulatory-reports

For WisdomTree UCITS products only: the representative and paying agent of the ETPs in Switzerland is Société Générale Paris, Zurich Branch, Talacker 50, PO Box 5070, 8021 Zurich, Switzerland. The prospectus, the key investor information documents (KIID), the articles of association and the annual and semi-annual reports of the sub-funds are available free of charge from the representative and paying agent. As regards distribution in Switzerland, the place of jurisdiction and performance is at the registered seat of the representative and paying agent. Some of the sub-funds referred to in this document may not have been registered with the Swiss Financial Market Supervisory Authority ("FINMA"). In Switzerland, such sub-funds that have not been registered with FINMA may only be available to Qualified Investors.

For Investors in France:

The information in this document is intended exclusively for professional investors (as defined under the MiFID) investing for their own account and this material may not in any way be distributed to the public. The distribution of the Prospectus and the offering, sale and delivery of Shares in other jurisdictions may be restricted by law. WT Issuer is a UCITS governed by Irish legislation, and approved by the Financial Regulatory as UCITS compliant with European regulations although may not have to comply with the same rules as those applicable to a similar product approved in France. The Fund has been registered for marketing in France by the Financial Markets Authority (Autorité des Marchés Financiers) and may be distributed to investors in France. Copies of all documents (i.e. the Prospectus, the Key Investor Information Document, any supplements or addenda thereto, the latest annual reports and the memorandum of incorporation and articles of association) are available in France, free of charge at the French centralizing agent, Societe Generale at 29, Boulevard Haussmann, 75009, Paris, France. Any subscription for Shares of the Fund will be made on the basis of the terms of the prospectus and any supplements or addenda thereto.

For Investors in Malta: This document does not constitute or form part of any offer or invitation to the public to subscribe for or purchase shares in the Fund and shall not be construed as such and no person other than the person to whom this document has been addressed or delivered shall be eligible to subscribe for or purchase shares in the Fund. Shares in the Fund will not in any event be marketed to the public in Malta without the prior authorisation of the Maltese Financial Services Authority.

For Investors in Monaco: This communication is only intended for duly registered banks and/or licensed portfolio management companies in Monaco. This communication must not be sent to the public in Monaco.

For Investors in Israel: Offering materials for the offering of the Shares and securities have not been filed with or approved or disapproved by the United States Securities and Exchange Commission or any

other state or federal regulatory authority, nor has any such regulatory authority passed upon or endorsed the merits of this offering or passed upon the accuracy or completeness of any offering materials. Any representation to the contrary is unlawful. The products mentioned herein have not been approved by the Israel Securities Authority and will only be distributed to Israeli residents in a manner that will not constitute “an offer to the public” under sections 15 and 15a of the Israel Securities Law, 5728-1968 (“the Securities Law”) or section 25 of the Joint Investment Trusts Law, 5754-1994 (“the Joint Investment Trusts Law “), as applicable. The products are being offered to a limited number of investors (35 investors or fewer during any given 12 month period) and/or those categories of investors listed in the First Addendum (“the Addendum”) to the Securities Law, “Sophisticated Investors”) who in each case have provided written confirmation that they qualify as Sophisticated Investors, and that they are aware of the consequences of such designation and agree thereto; in all cases under circumstances that will fall within the private placement or other exemptions of the Joint Investment Trusts Law, the Securities Law and any applicable guidelines, pronouncements or rulings issued from time to time by the Israel Securities Authority.

This prospectus or this document may not be reproduced or used for any other purpose, nor be furnished to any other person other than those to whom copies have been sent. Any offeree who purchases a product is purchasing such product for its own benefit and account and not with the aim or intention of distributing or offering such product to other parties (other than, in the case of an offeree which is a Sophisticated Investor by virtue of it being a banking corporation, portfolio manager or member of the Tel-Aviv Stock Exchange, as defined in the Addendum, where such offeree is purchasing a product for another party which is a Sophisticated Investor).

Nothing in this document should be considered investment advice or investment marketing as defined in the Regulation of Investment Counselling, Investment Marketing and Portfolio Management Law, 5755-1995. Investors are encouraged to seek competent investment counselling from a locally licensed investment counsel prior to making the investment. A recipient of this document may be required to provide confirmation that it is a Sophisticated Investor purchasing a product for its own account or, where applicable, for other Sophisticated Investors.

Certain information contained herein (the “Information”) is sourced from/copyright of MSCI Inc., MSCI ESG Research LLC, or their affiliates (“MSCI”), or information providers (together the “MSCI Parties”) and may have been used to calculate scores, signals, or other indicators. The Information is for internal use only and may not be reproduced or disseminated in whole or part without prior written permission. The Information may not be used for, nor does it constitute, an offer to buy or sell, or a promotion or recommendation of, any security, financial instrument or product, trading strategy, or index, nor should it be taken as an indication or guarantee of any future performance. Some funds may be based on or linked to MSCI indexes, and MSCI may be compensated based on the fund’s assets under management or other measures. MSCI has established an information barrier between index research and certain Information. None of the Information in and of itself can be used to determine which securities to buy or sell or when to buy or sell them. The Information is provided “as is” and the user assumes the entire risk of any use it may make or permit to be made of the Information. No MSCI Party warrants or guarantees the originality, accuracy and/or completeness of the Information and each expressly disclaims all express or implied warranties. No MSCI

Party shall have any liability for any errors or omissions in connection with any Information herein, or any liability for any direct, indirect, special, punitive, consequential or any other damages (including lost profits) even if notified of the possibility of such damages.