

WCOA's Index switch: think smarter, act faster.

Published 19 September 2025

Luca Berlanda

Associate Director, Quantitative Research at WisdomTree in Europe

Key Takeaways

- WCOA now blends commodity selection and contract selection for a more complete strategy.
 - Three factors: price momentum, cross-sectional backwardation, slope momentum drive daily tilts.
 - Daily rebalancing ensures faster responsiveness to shifting market conditions.
 - Smart contract rules optimise roll yield for non-seasonal commodities and pick seasonal contracts for seasonal commodities.
 - The result: higher returns, lower volatility, and smaller drawdowns versus BCOM and the previous version of WCOA.
-
- Related Products WisdomTree Enhanced Commodity UCITS ETF - USD Acc Find out more

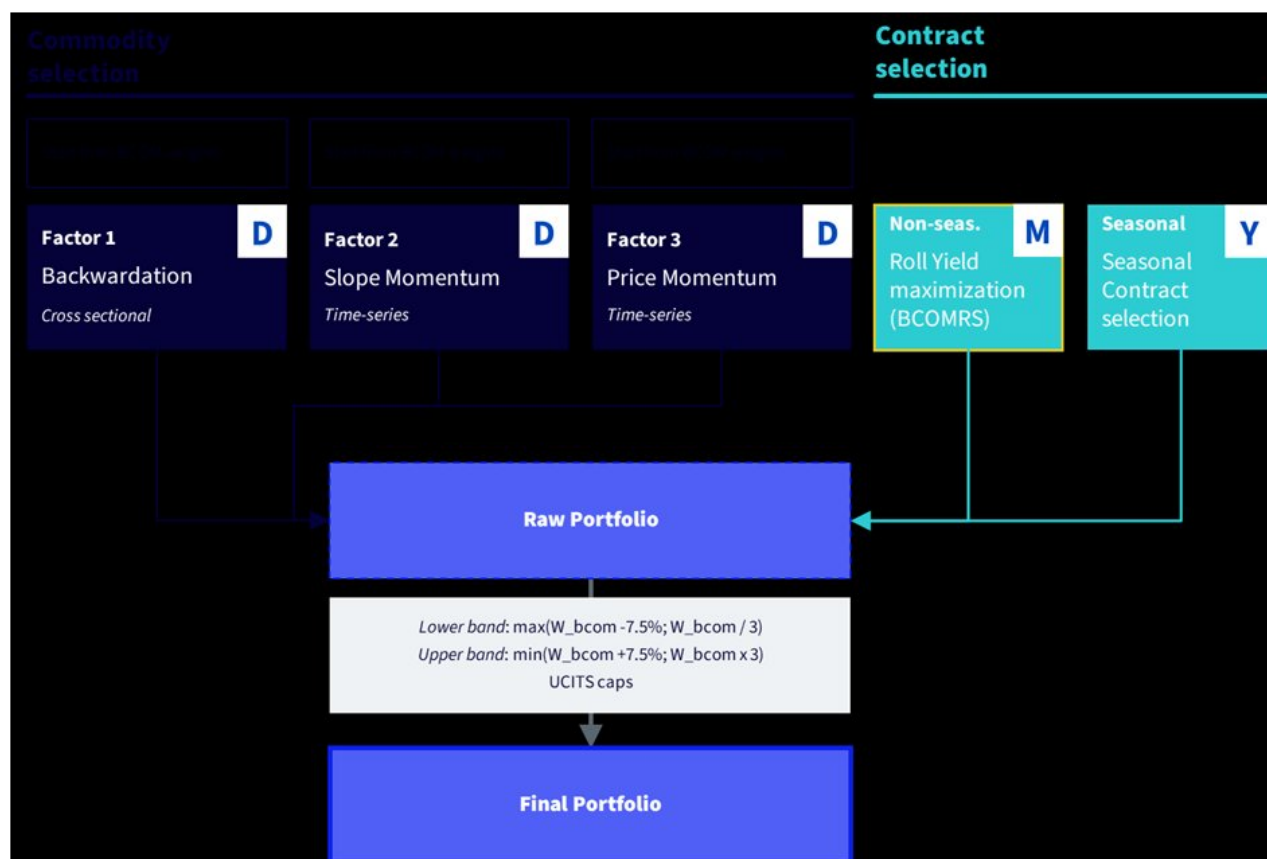
Why the Switch?

When we first launched the [WisdomTree Enhanced Commodity UCITS ETF \(WCOA\)](#), our focus was clear: reduce one of the main drags in commodity investing – roll costs – by optimising contract selection along the futures curve. That optimisation worked well: WCOA's underlying total return index¹ outperformed the Bloomberg Commodity Total Return Index by 12.2% since its launch².

But today's macro backdrop – persistent inflation risk, recurring supply frictions, and faster-moving curve dynamics – puts pressure on investors to use a more unconstrained, research-driven approach that isn't overly tied to the benchmark. We've upgraded WCOA to keep the same broad Bloomberg Commodity Index (BCOM) universe while adding a factor-based framework that can overweight and underweight commodities as well as select contracts more intelligently, all with disciplined risk controls embedded in the index design.

What's changed?

Figure 1: how the new strategy works



Source: WisdomTree. “D” stands for “Daily rebalance”, “M” stands for monthly rebalance and “Y” stands for annual or semi-annual rebalance. “Non-seas.” Stands for non-seasonal commodities. “Seasonal” stands for seasonal commodities. “BCOMRS” stands for Bloomberg Roll Select Methodology.

Previously, WCOA focused exclusively on contract selection. The updated WCOA combines both contract selection and commodity selection (see Figure 1), offering a more comprehensive toolkit. The improvements can be summarised in three key changes:

- **Commodity selection now matters:** instead of passively replicating BCOM's weights, WCOA systematically tilts each commodity's weight by using factor signals.
- **Contract selection enhancement:** the strategy now discriminates between seasonal and non-seasonal commodities. For seasonal commodities, the futures contract invested in is the so-called “seasonal contract,” i.e. the delivery month that aligns with predictable supply–demand cycles, allowing the strategy to capture seasonal premia.
- **Daily rebalancing:** the index no longer waits for the annual rebalancing. Signals are refreshed and implemented daily, allowing the strategy to be reactive to rapidly changing market conditions.
- **Risk bands and constraints:** caps and floors ensure that tilts remain diversified, preventing extreme bets versus BCOM while still allowing meaningful factor exposures³.

Commodity selection: the three factors

One of the main innovations of the new strategy lies in how WCOA allocates across commodities. The strategy starts from the Bloomberg Commodity Index (BCOM) weights but then applies three academically backed factors that have been shown to generate excess returns:

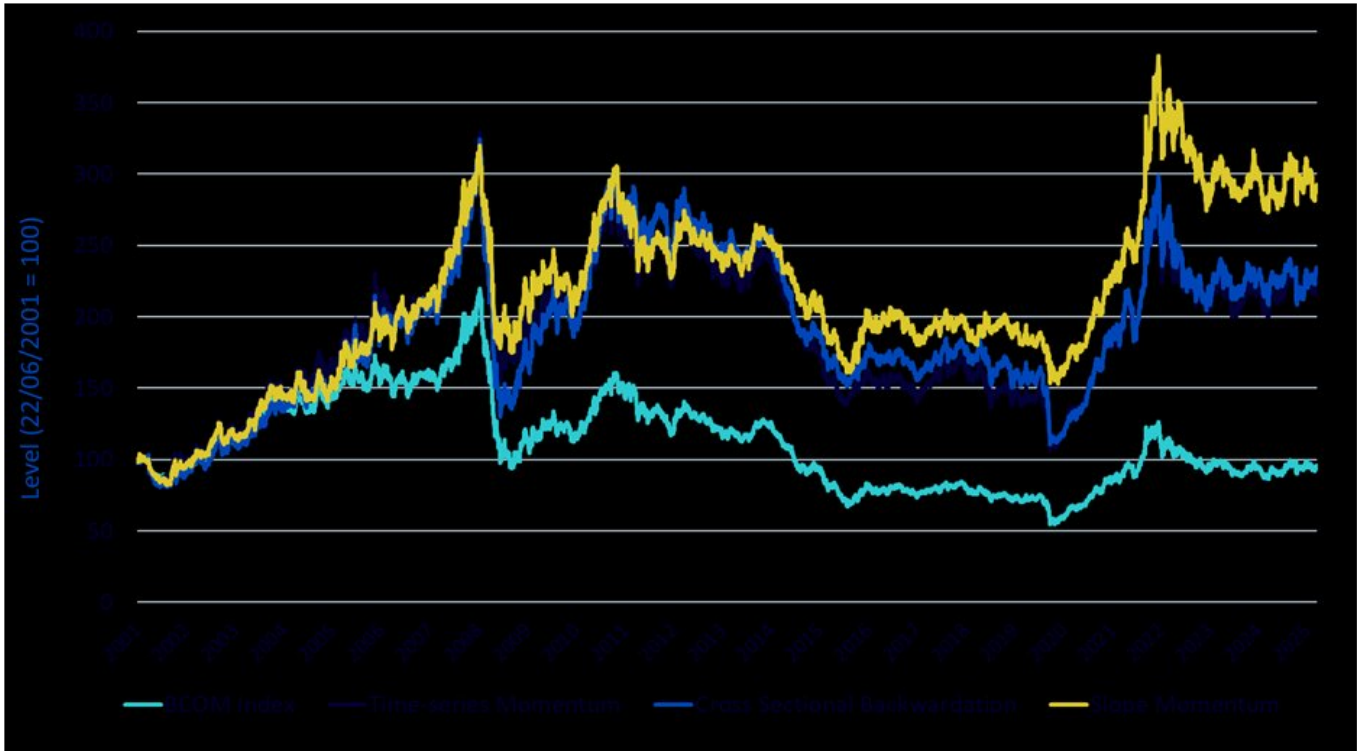
- **Price momentum:** overweights commodities with sustained positive price trends and underweights those trending lower. Momentum reflects both investor behaviour and slow-moving supply responses. It is one of the most established factors in financial markets, and its application to commodities is natural – Commodity Trading Advisors (CTAs), who take their very name from commodities, have long relied on time-series momentum as a core strategy.
- **Cross-sectional backwardation:** favours commodities with steeper backwardation (front-month prices above longer-dated ones), often a sign of tight supply-demand balances and higher expected returns. Conversely, commodities in contango are systematically underweighted.
- **Slope momentum:** identifies commodities whose futures curves are shifting toward backwardation (or flattening contango). These are overweighted, while those moving toward steeper contango are underweighted, helping capture shorter-term market dislocations.

Each factor produces a signal for every commodity, scaled between -1 and +1, where positive values indicate overweight positions and negative values indicate underweights. By combining the three signals equally, the strategy diversifies alpha sources across slow-moving (cross-sectional backwardation), medium-term (price momentum), and fast-reacting (slope momentum) factors, reducing reliance on any single style. Each factor is rebalanced daily.

Notably, the signals are calculated but not applied to gold and silver, which effectively assigns them a neutral baseline factor value. As a result, they act as implicit risk-off hedges within the portfolio: their relative allocation declines when other commodities exhibit strong positive signals and are subsequently overweighted. Conversely, when few commodities are supported by strong signals, gold and silver gain in relative weight, providing a defensive tilt during periods of broader market stress.

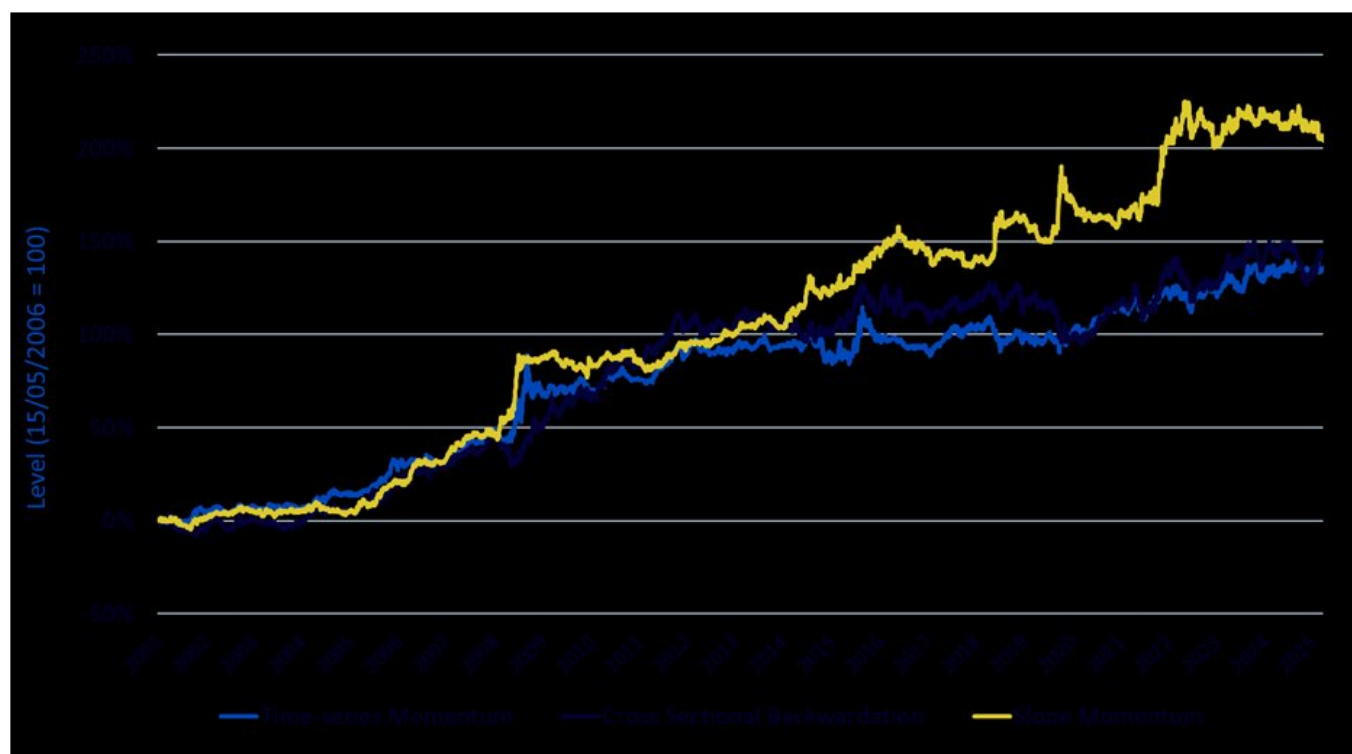
The two charts below show how each factor behaved over time, in absolute terms (Figure 1) and in relative terms (Figure 2) vs BCOM4. As it is clear, in the last 25 years, the three factors delivered substantial excess returns.

Figure 2: Excess returns from commodity factors – absolute performance



Sources: WisdomTree, Bloomberg. Data from 22/06/2001 to 10/09/2025. Calculations are based on excess return indices and include backtested data. **Historical performance is not an indication of future performance and any investments may go down in value.**

Figure 3: Excess returns from commodity factors – relative performance vs BCOM



Sources: WisdomTree, Bloomberg. Data from 22/06/2001 to 10/09/2025. Calculations are based on excess return indices and include backtested data. **Historical performance is not an indication of future performance and any investments may go down in value.**

Contract selection: smarter along the curve

Futures curves carry valuable information not only about commodity performances but also about the behaviour of individual contracts.

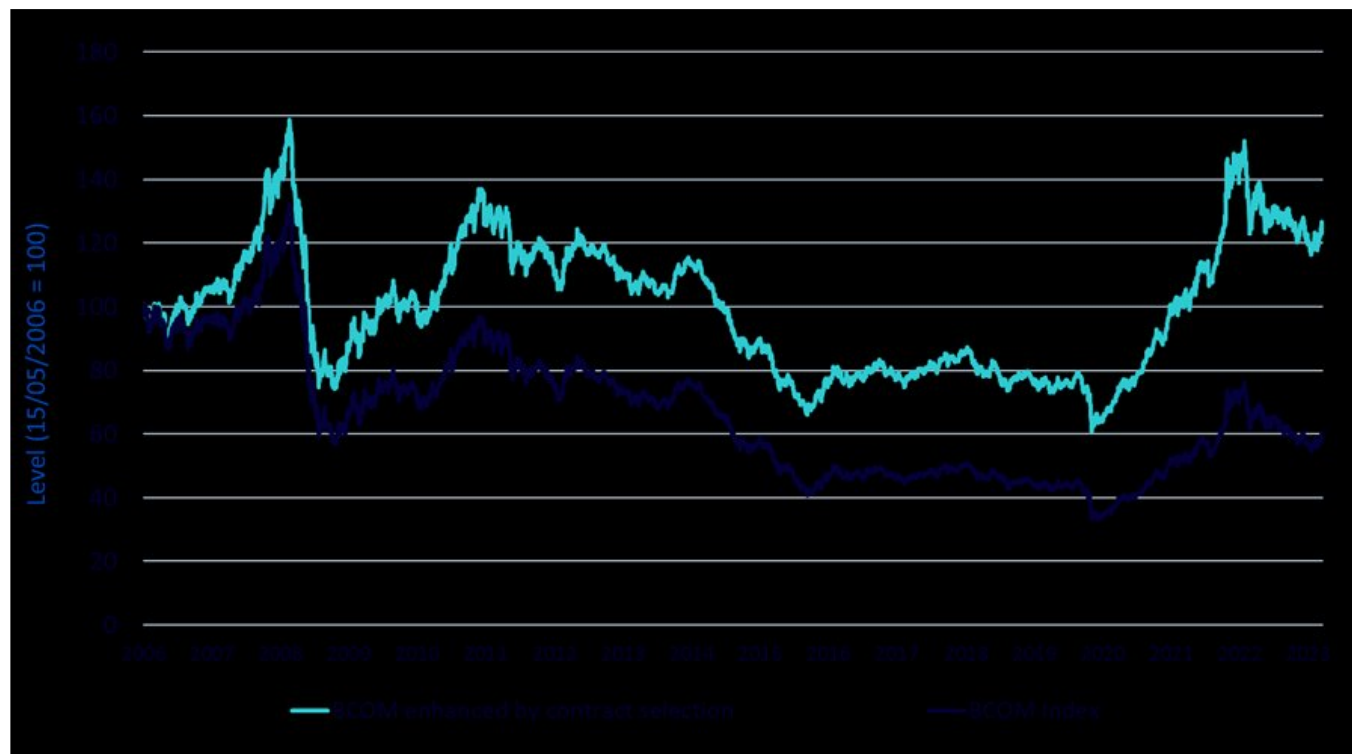
For non-seasonal commodities, the strategy continues to follow a roll-yield maximisation philosophy through Bloomberg's Roll Select (BCOMRS) methodology. Each month, the methodology selects the contract with the most attractive roll yield, subject to a nine-month maturity cap. This ensures efficient positioning along the curve, further improving the carry profile of the strategy.

For seasonal commodities such as natural gas or agricultural products, the strategy targets the so-called "seasonal contract", the futures contract whose delivery month aligns with predictable supply–demand cycles. This approach avoids selecting a high roll-yield contract where the signal is driven by seasonality rather than genuine market tightness. At the same time, it allows the strategy to capture the seasonal premium often created by strong hedging pressure. Because this premium typically erodes as maturity approaches, the methodology proactively rolls into the next seasonal contract two months before expiry, ensuring the premium is harvested without being diluted by the convergence of fundamentals.

Together, these rules ensure that both seasonal and non-seasonal commodities are handled optimally. The chart below (Figure 4) compares the Bloomberg Commodity Index with an enhanced version that

keeps the same BCOM weights but replaces BCOM's standard contract choices with the contract selection methodology used in the new strategy.⁵

Figure 4: Contract selection impact – enhanced methodology vs BCOM



Sources: WisdomTree, Bloomberg. Data from 15/05/2006 to 10/09/2025. Calculations are based on excess return indices and include backtested data. **Historical performance is not an indication of future performance and any investments may go down in value.**

Stacking it all up: strategy performance

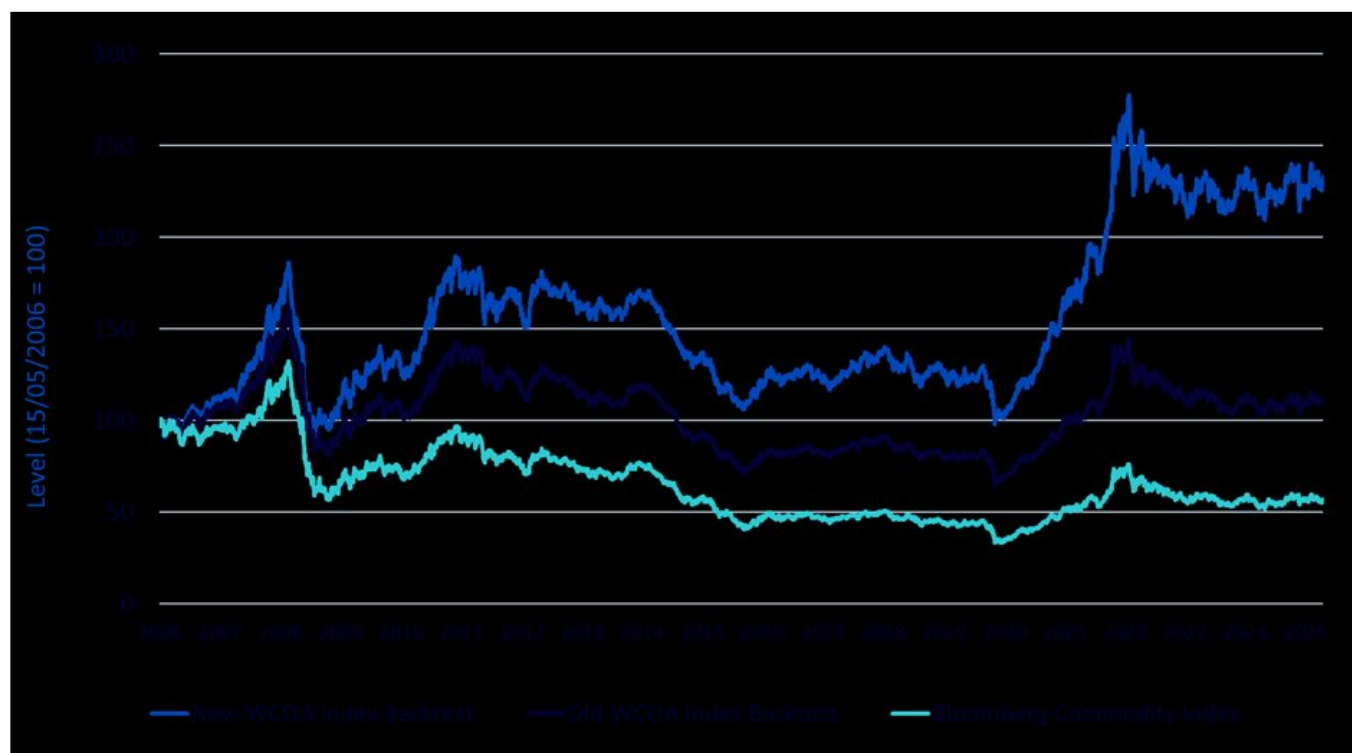
The new WCOA combines two complementary engines – commodity selection and contract selection – into a single, disciplined framework.

Starting from BCOM weights, three factors – price momentum, cross-sectional backwardation, and slope momentum – adjust allocations daily. Caps and floors keep tilts diversified, ensuring no commodity is excluded while still allowing meaningful factor exposures.

Alongside, contract selection optimises carry: roll yield maximisation for non-seasonal commodities, and seasonal contracts for seasonal commodities to capture the seasonal premia.

The result, shown in Figure 5 and Figure 6, is a clear performance enhancement accompanied by lower volatility (15.7% annualised for WCOA's excess return index versus 16.5% for BCOM) and a markedly smaller maximum drawdown (-51.1% versus -75.0%). The improvement is also clear vis-à-vis the previous WCOA strategy.

Figure 5: Overall strategy results – higher returns, lower volatility, smaller drawdowns



Sources: WisdomTree, Bloomberg. Data from 15/05/2006 to 10/09/2025. Calculations are based on excess return indices and include backtested data. **Historical performance is not an indication of future performance and any investments may go down in value.**

Figure 6: Performance strategy

Source: WisdomTree. Historical performance is not an indication of future performance and any investments may go down in value.

In short, WCOA has evolved from a contract-optimised commodity index into a factor-driven, contract-smart strategy that blends academic research with daily discipline – and now rebalances every day to stay aligned with fast-moving markets. Or put another way: same broad commodity exposure, now with smarter tools and faster reactions under the hood.

1The Optimized Roll Commodity Total Return Index (Bloomberg ticker: EBCIWTT Index)

227th of April 2016

3Two types of bounds apply: absolute and relative. The absolute bounds are $\pm 7.5\%$ around each BCOM weight. Relative bounds are one-third and three times the BCOM weight, ensuring no commodity is ever excluded.

4Each factor performance is obtained by multiplying each commodity BCOM's weight by 1 plus the commodity signal (i.e. commodity weights with signal 1 will see their weight doubled, while commodity

weights with signal -1 will see their weight zeroed), before rescaling the weights.

5Source: Wisdomtree, Bloomberg. The non-seasonal commodities are: WTI Crude, Brent Crude, Copper (COMEX), Coffee, Aluminum, Lead, Nickel, Zinc, Gasoil. The seasonal commodities are: Soybean Oil, Corn, Cotton, ULS Diesel, HRW Wheat, Live Cattle, Lean Hogs, Natural Gas, Soybean, Sugar, Soybean Meal, SRW Wheat, Gasoline, RBOB Gasoline. Gold and silver are invested in the front BCOM contract.

Important Risks Related to this Article

IMPORTANT INFORMATION

Marketing communications issued in the European Economic Area (“EEA”): This document has been issued and approved by WisdomTree Ireland Limited, which is authorised and regulated by the Central Bank of Ireland. **Marketing communications issued in jurisdictions outside of the EEA:** This document has been issued and approved by WisdomTree UK Limited, which is authorised and regulated by the United Kingdom Financial Conduct Authority. WisdomTree Ireland Limited and WisdomTree UK Limited are each referred to as “WisdomTree” (as applicable). Our Conflicts of Interest Policy and Inventory are available on request. This marketing communication has been prepared for professional investors, but the WisdomTree products set out in this document may be available in some jurisdictions to any investors, subject to applicable laws and regulations. As the product may not be authorised or its offering may be restricted in your jurisdiction, it is the responsibility of every person or entity to satisfy themselves as to the full observance of the laws and regulations of the relevant jurisdiction. Prior to any application investors are advised to take all necessary legal, regulatory, tax and investment advice on the suitability and consequences of an investment in the products. Past performance is not a reliable indicator of future performance. Any historical performance included in this document may be based on back testing. Back testing is the process of evaluating an investment strategy by applying it to historical data to simulate what the performance of such strategy would have been. Back tested performance is purely hypothetical and is provided in this document solely for informational purposes. Back tested data does not represent actual performance and should not be interpreted as an indication of actual or future performance. The value of any investment may be affected by exchange rate movements. Any decision to invest should be based on the information contained in the appropriate prospectus and after seeking independent investment, tax and legal advice. These products may not be available in your market or suitable for you. The content of this document does not constitute investment advice nor an offer for sale nor a solicitation of an offer to buy any product or make any investment. An investment in exchange-traded products (“ETPs”) is dependent on the performance of the underlying index, less costs, but it is not expected to match that performance precisely. ETPs involve numerous risks including among others, general market risks relating to the relevant underlying index, credit risks on the provider of index swaps utilised in the ETP, exchange rate risks, interest rate risks, inflationary risks, liquidity risks and legal and regulatory risks. The information contained in this document is not, and under no circumstances is to be construed as, an advertisement or any other step in furtherance of a public offering of shares in the United States or any province or territory thereof, where none of the issuers or their products are authorised or registered for distribution and where no prospectus of any of the issuers has been filed with any securities commission or regulatory authority. No document or information in this document should be taken, transmitted or distributed (directly or indirectly) into the United States. None of the issuers, nor any securities issued by them, have been or will be registered under the United States Securities Act of 1933 or the Investment Company Act of 1940 or qualified under any applicable state securities statutes. This document may contain independent market commentary prepared by WisdomTree based on publicly available information. Although WisdomTree endeavours to ensure the accuracy of the content in this document, WisdomTree does not warrant or

guarantee its accuracy or correctness. Any third party data providers used to source the information in this document make no warranties or representation of any kind relating to such data. Where WisdomTree has expressed its own opinions related to product or market activity, these views may change. Neither WisdomTree, nor any affiliate, nor any of their respective officers, directors, partners, or employees accepts any liability whatsoever for any direct or consequential loss arising from any use of this document or its contents. This document may contain forward looking statements including statements regarding our belief or current expectations with regards to the performance of certain assets classes and/or sectors. Forward looking statements are subject to certain risks, uncertainties and assumptions. There can be no assurance that such statements will be accurate and actual results could differ materially from those anticipated in such statements. WisdomTree strongly recommends that you do not place undue reliance on these forward-looking statements. WisdomTree Issuer ICAV The products discussed in this document are issued by WisdomTree Issuer ICAV ("WT Issuer"). WT Issuer is an umbrella investment company with variable capital having segregated liability between its funds organised under the laws of Ireland as an Irish Collective Asset-management Vehicle and authorised by the Central Bank of Ireland ("CBI"). WT Issuer is organised as an Undertaking for Collective Investment in Transferable Securities ("UCITS") under the laws of Ireland and shall issue a separate class of shares ("Shares") representing each fund.

The Fund is described in a Key Information Document (KID) or Key Investor Information Document (KIID) for UK investors, and the prospectus of WT Issuer ("WT Prospectus"). A copy of the WT Prospectus and the KID / KIID is available, for EEA/UK only, in English at www.wisdomtree.eu. Where required under national rules, the KID will also be available in the local language of the relevant EEA Member State. Investors should read the WT Prospectus before investing and should refer to the section of the WT Prospectus entitled »Risk Factors¼ for further details of risks associated with an investment in the Shares. The [summary of investor rights](#) associated with an investment in the fund is available in English on WisdomTree Europe¼s website. WisdomTree Management Limited may decide to terminate the arrangements made for the marketing of its collective investment undertakings. In such circumstances, shareholders in the affected EEA Member State will be notified of this decision and will be provided with the opportunity to redeem their shareholding in the fund free of any charges or deductions for at least 30 working days from the date of such notification. Notice to Investors in Switzerland – Qualified Investors This document constitutes an advertisement of the financial product(s) mentioned herein. The prospectus and the key investor information documents (KIID) are available from WisdomTree¼s website at <https://www.wisdomtree.eu/en-ch/resource-library/prospectus-and-regulatory-reports> Some of the sub-funds referred to in this document may not have been registered with the Swiss Financial Market Supervisory Authority ("FINMA"). In Switzerland, such sub-funds that have not been registered with FINMA shall be distributed exclusively to qualified investors, as defined in the Swiss Federal Act on Collective Investment Schemes or its implementing ordinance (each, as amended from time to time). The representative and paying agent of the sub-funds in Switzerland is Société Générale Paris, Zurich Branch, Talacker 50, PO Box 5070, 8021 Zurich, Switzerland. The prospectus, the key investor information documents (KIID), the articles of association and the annual and semi-annual reports of the sub-funds are available free of charge from the representative and paying agent. As regards distribution in Switzerland, the place of jurisdiction and performance is at the registered seat of the representative and paying agent. **For Investors in Malta:** This

document does not constitute or form part of any offer or invitation to the public to subscribe for or purchase shares in the Fund and shall not be construed as such and no person other than the person to whom this document has been addressed or delivered shall be eligible to subscribe for or purchase shares in the Fund. Shares in the Fund will not in any event be marketed to the public in Malta without the prior authorisation of the Maltese Financial Services Authority. **For Investors in Monaco:** This communication is only intended for duly registered banks and/or licensed portfolio management companies in Monaco. This communication must not be sent to the public in Monaco. WisdomTree Eurozone Efficient Core (NTSZ) WisdomTree Eurozone Efficient Core UCITS ETF aims to improve the risk adjusted returns of eurozone equities by leveraging the historically negative correlation between stocks and bonds. The ETF delivers a 90% exposure to large and mid-cap eurozone equities, and 60% to euro denominated government bond futures contracts. Global ex-USA Quality Dividend Growth UCITS ETFs Diversified equity strategy investing in an ESG-filtered portfolio of high quality, high profitability, dividend paying companies listed in global developed ex-USA markets. WisdomTree Global Ex-USA Quality Dividend Growth UCITS ETF – EUR Acc (XUSA/USAX) The Fund seeks to track the price and yield performance, before fees and expenses, of the WisdomTree Global Developed ex- US Quality Dividend Growth UCITS Index. Access as an accumulating share class.