

# WisdomTree Efficient Core Family

NTSX  
NTSI  
NTSE

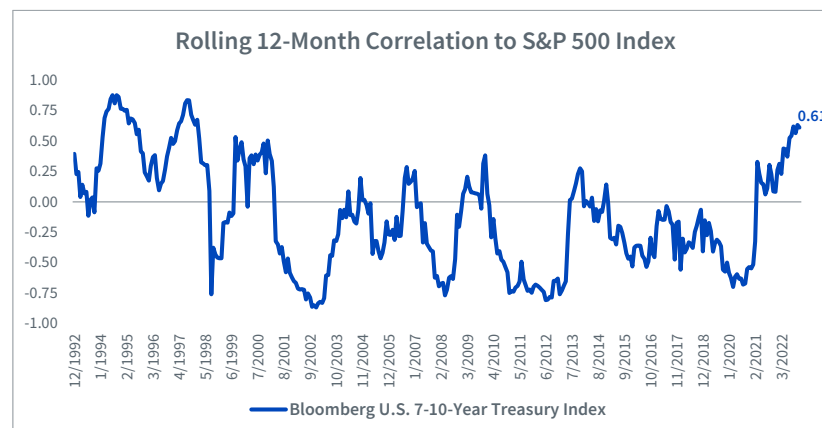
For some investors, core investing is all about allocating to the lowest cost beta exposure in the market. The WisdomTree approach to core investing seeks to not only provide a low-cost building block for asset allocation, but also meaningfully boost the capital efficiency in the core to allow investors more flexibility and room to add further portfolio diversifiers. We accomplish this through an overlay of U.S. Treasury futures.

We started building the Efficient Core family with a focus on the U.S. large cap equity market, but have expanded our lineup to include similar U.S. Treasury futures overlays for developed international and emerging markets equities. The idea is simple: the additional diversification that bond futures can provide is helpful not only for U.S. markets, but also when investing abroad; and this extended family can help create more room for diversifiers in a portfolio.

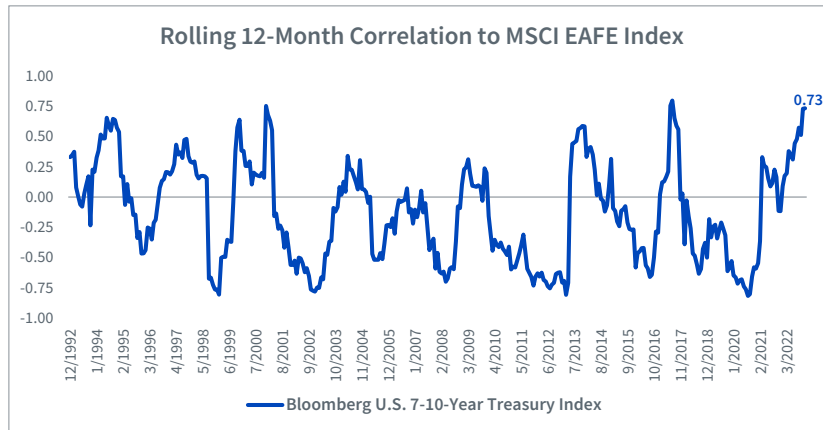
## Enhanced Core via 60/40 Portfolio Theory

Historically, a balanced portfolio (60% equities, 40% bonds) served as the bedrock (and benchmark) for asset allocation decisions. We believe this same intuition can be used for creating core strategies in the U.S., developed international, and emerging markets. However, instead of allocating to a portfolio of stocks and bonds, we instead provide beta exposure to equity markets while managing risk through an overlay of U.S. Treasury Futures. We think this is prudent for a few reasons:

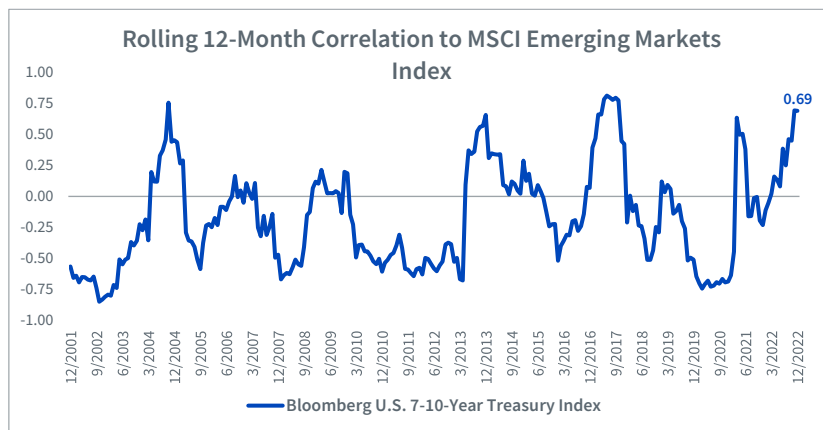
- Despite its intention as a risk mitigator, the traditional 60/40 portfolio has been almost perfectly correlated to equity market returns throughout history because of its equity beta. This has been true across U.S., developed international, and emerging markets.
- Intermediate-term U.S. Treasuries, however, have stronger diversification potential. Over market cycles, U.S. Treasuries have fluctuated between periods of modestly positive and deeply negative correlations to equities. This has also been consistent across U.S., developed international, and emerging markets as well.



Source: WisdomTree, Bloomberg as of 12/31/2022. Past performance is not indicative of future results. You cannot invest directly in an index.



Source: WisdomTree, Bloomberg as of 12/31/2022. Past performance is not indicative of future results. You cannot invest directly in an index.



Source: WisdomTree, Bloomberg as of 12/31/2022. Past performance is not indicative of future results. You cannot invest directly in an index.

- Over the long-term, however, intermediate-term U.S. Treasuries have been negatively correlated to equities despite transient fluctuations over market cycles.

20-Year Correlation of Monthly Returns as of 12/31/2022			
	S&P 500 Index	MSCI EAFE Index	MSCI Emerging Markets Index
Bloomberg U.S. 7-10-Year Treasury Index	-0.14	-0.12	-0.09

Source: WisdomTree, Bloomberg as of 12/31/2022. Past performance is not indicative of future results. You cannot invest directly in an index.

Therefore, we believe larger fixed income exposures would be needed to effectively reduce equity market correlations. On the other hand, some investors may want to maintain high correlations to participate in equity bull markets, despite the threat of higher equity volatility and drawdowns. This creates a portfolio paradox, where high return potential coupled with reduced risk seems fundamentally incompatible.

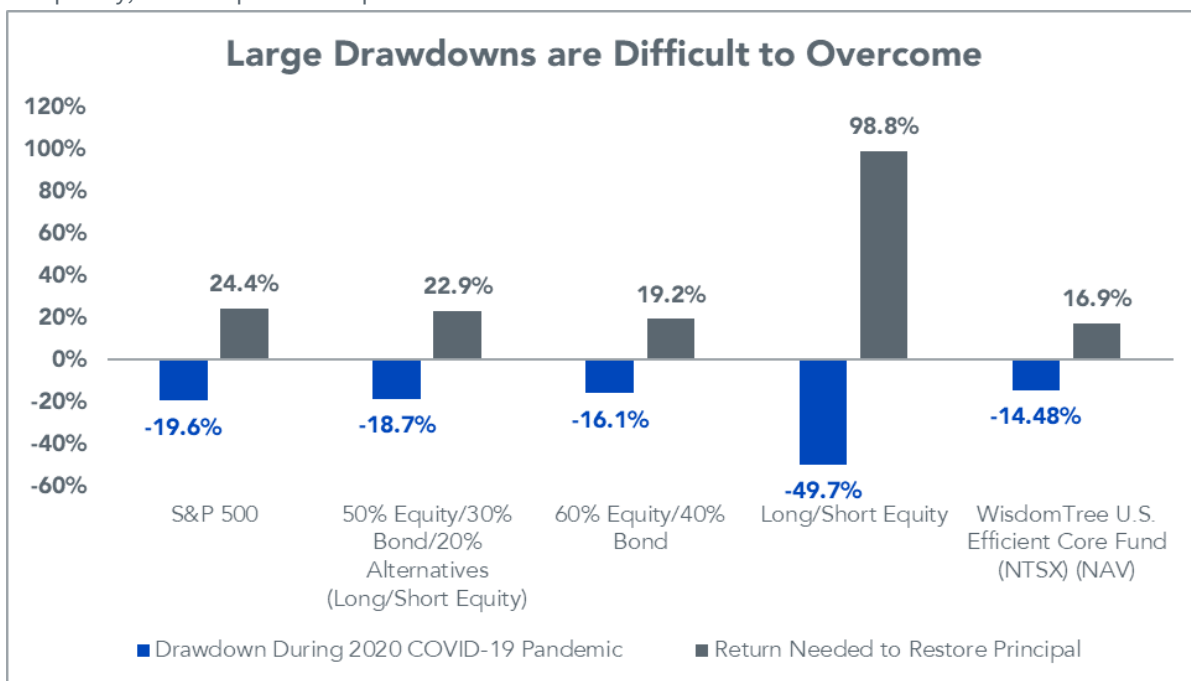
We think this is where a futures overlay can add value, delivering the desired portfolio diversification without sacrificing potential equity upside, changing existing allocations, or altering investment objectives.

**The Key Point:** Depending on the point in the economic cycle, U.S. Treasuries may have a slightly positive or deeply negative correlation to risky assets like equities. Over long periods of time, however, they have exhibited a consistently negative correlation. By combining these assets into a single portfolio, we can meaningfully boost the risk efficiency of the allocation. While no hedge is perfect, when equity markets decline, U.S. Treasury bond prices have historically tended to increase. The result is intended to be a portfolio that maintains a high correlation to the market for possible equity upside, with potentially lower volatility and drawdowns through greater fixed income exposure.

### Mitigating Drawdowns During Volatile Markets

The most recent example of significant market volatility came during the onset of the COVID-19 pandemic in early 2020. While markets fell precipitously from their highs, investor portfolios suffered significant drawdowns. Not only did they lose value in their savings, but they also lost valuable time to continue growing their investments. With large drawdowns, portfolios need even more upside just to restore the lost value.

The WisdomTree Efficient Core Family can potentially mitigate the adversity during volatile periods. For example, the WisdomTree U.S. Efficient Core Fund (NTSX) exhibited a much smaller drawdown than U.S. equities, fixed income, long/short strategies and blends of these three during the onset of the pandemic and subsequent market volatility. Consequently, it also required less upside thereafter to restore the lost value.



Source: WisdomTree, Zephyr StyleADVISOR as of 12/31/2020. Measurement period for drawdown is calendar year 2020, which featured the onset of, and recovery from, the COVID-19 pandemic and the volatility it imposed in financial markets. “Equity” refers to the S&P 500 Index. “Bond” refers to the Bloomberg U.S. Aggregate Bond Index. “Alternatives” and “Long/Short Equity” both refer to the Morningstar Global Long/Short Equity Index. You cannot invest directly in an index. **Performance is historical and does not guarantee future results. Current performance may be lower or higher than quoted. Investment returns and principal value of an investment will fluctuate so that an investor’s shares, when redeemed, may be worth more or less than their original cost. Performance data for the most recent quarter end is available [here](#).** WisdomTree shares are bought and sold at market price (not NAV) and are not individually redeemed from the Fund. Total Returns are calculated using the daily 4:00pm EST net asset value (NAV). Market price returns reflect the midpoint of the bid/ask spread as of the close of trading on the exchange where Fund shares are listed. Market price returns do not represent the returns you would receive if you traded shares at other times.

The performance and volatility witnessed in 2020 speaks for itself. NTSX outperformed with higher returns and less volatility than every market segment discussed previously, resulting in the highest measure of risk-adjusted returns over the period.

Performance & Volatility During 2020 COVID-19 Pandemic			
Fund/Index	Return	Volatility	Risk-Adjusted Returns
S&P 500	18.4%	26.0%	0.71
50% Equity/30% Bond/20% Alternatives (Long/Short Equity)	10.3%	22.3%	0.46
60% Equity/40% Bond	16.6%	21.5%	0.77
Long/Short Equity	-43.7%	35.1%	-1.25
<b>WisdomTree U.S. Efficient Core Fund (NTSX) (NAV)</b>	<b>24.9%</b>	<b>22.2%</b>	<b>1.12</b>

Source: WisdomTree, Zephyr StyleADVISOR as of 12/31/2020. Performance and volatility is a one-year measurement encapsulating all of calendar year 2020, which featured the onset of, and recovery from, the COVID-19 pandemic. "Equity" refers to the S&P 500 Index. "Bond" refers to the Bloomberg U.S. Aggregate Bond Index. "Alternatives" and "Long/Short Equity" both refer to the Morningstar Global Long/Short Equity Index. You cannot invest directly in an index. **Performance is historical and does not guarantee future results. Current performance may be lower or higher than quoted. Investment returns and principal value of an investment will fluctuate so that an investor's shares, when redeemed, may be worth more or less than their original cost. Performance data for the most recent quarter end is available [here](#).** WisdomTree shares are bought and sold at market price (not NAV) and are not individually redeemed from the Fund. Total Returns are calculated using the daily 4:00pm EST net asset value (NAV). Market price returns reflect the midpoint of the bid/ask spread as of the close of trading on the exchange where Fund shares are listed. Market price returns do not represent the returns you would receive if you traded shares at other times.

## Boosting Tax Efficiency

In thinking of other ways to make asset allocation more efficient, we believe the Efficient Core strategies can also boost returns via greater tax efficiency. This is primarily driven by owning equities via the ETF structure, but there are other less obvious advantages. Compared to active managers that rely on security selection to manage risk, our strategies rely on the relationship between equities and fixed income to manage risk. In theory, this should limit the amount of turnover, and therefore the potential for capital gains.

Also, since we are using futures contracts as a risk overlay, as opposed to cash bonds, we can take advantage of favorable tax treatment for futures. Interest income from owning cash bonds outright is taxed as ordinary income, even during periods when bond prices fall as a result of rising rates. Futures contracts have a more favorable tax treatment since the majority of return is taxed as long-term capital gains, which can be a more favorable rate for investors.

To illustrate this point, we compare the excess return of U.S. Treasury futures versus 7 to 10-year bonds across different rate environments. During periods of weak (low or negative) bond returns, cash bond investors will continue to be subject to income tax rates on distributions despite losses on their principal. Using Treasury futures, all profits and losses will be dealt with at the end of the fiscal year; in the case of a negative return year, losses can be carried forward to offset future gains. With U.S. interest rates still low by historical standards, we believe gaining exposure to fixed income via futures could boost tax efficiency compared to investing in cash bonds in certain market environments.

In our view, overlay strategies can provide meaningful enhancements to traditional 60/40 portfolios. Below, we outline the construction process for the WisdomTree Efficient Core Fund Suite and inherent benefits.

**Disrupting the Way Investors Approach Asset Allocation**

- The Funds invest 90% of their net assets in the 500 largest stocks in their respective region by market capitalization.
- The Funds invest 10% in short-term fixed income that collateralizes a 60% notional exposure to U.S. Treasury futures (using a 2-, 5-, 10-, 30-year bond ladder).
- Should the Funds deviate from the targeted 90% equity and 60% U.S. Treasury allocations by 5%, the fund will be rebalanced back to target allocations.

**Why Invest in the WisdomTree Efficient Core Family?**

- Enhance the efficiency of core asset allocation
- Potential to increase the tax efficiency of fixed income in taxable accounts
- Free up capital to invest in non-core and diversifying assets

Quick Facts			
	WisdomTree U.S. Efficient Core Fund	WisdomTree International Efficient Core Fund	WisdomTree Emerging Markets Efficient Core Fund
Ticker	NTSX	NTSI	NTSE
Exchange	NYSE	NYSE	NYSE
Expense Ratio	0.20%	0.26%	0.32%
Structure	Open-End ETF	Open-End ETF	Open-End ETF
Exposure	90% equities, 10% Cash, 60% U.S. Treasury Futures	90% equities, 10% Cash, 60% U.S. Treasury Futures	90% equities, 10% Cash, 60% U.S. Treasury Futures
Rebalancing	Quarterly	Quarterly	Quarterly

Source: WisdomTree.

**For more information on the WisdomTree Efficient Core family of ETFs, contact your WisdomTree representative or visit [WisdomTree.com](http://WisdomTree.com).**

Unless otherwise stated, all data is sourced from WisdomTree.

**Investors should carefully consider the investment objectives, risks, charges and expenses of the Fund before investing. To obtain a prospectus containing this and other important information, call 866.909.9473 or visit WisdomTree.com to view or download a prospectus. Read the prospectus carefully before you invest.**

There are risks associated with investing, including possible loss of principal. Investments in non-U.S. securities involve political, regulatory, and economic risks that may not be present in U.S. securities. For example, foreign securities may be subject to risk of loss due to foreign currency fluctuations, political or economic instability, or geographic events that adversely impact issuers of foreign securities. Investments in securities and instruments traded in developing or emerging markets, or that provide exposure to such securities or markets, can involve additional risks relating to political, economic, or regulatory conditions not associated with investments in U.S. securities and instruments or investments in more developed international markets. While the Funds are actively managed, the Funds' investment processes are expected to be heavily dependent on quantitative models and the models may not perform as intended. Equity securities, such as common stocks, are subject to market, economic and business risks that may cause their prices to fluctuate. The Fund invests in derivatives to gain exposure to U.S. Treasuries. The return on a derivative instrument may not correlate with the return of its underlying reference asset. The Funds' use of derivatives will give rise to leverage and derivatives can be volatile and may be less liquid than other securities. As a result, the value of an investment in the Fund may change quickly and without warning and you may lose money. Interest rate risk is the risk that fixed income securities, and financial instruments related to fixed income securities, will decline in value because of an increase in interest rates and changes to other factors, such as perception of an issuer's creditworthiness. Please read the Funds' prospectus for specific details regarding each Funds' risk profile.

Diversification does not eliminate the risk of experiencing investment losses. Using an asset allocation strategy does not assure a profit or protect against loss. Investors should consider their investment time frame, risk tolerance level and investment goals.

Neither WisdomTree, Inc., nor its affiliates, nor Foreside Fund Services, LLC, or its affiliates provide tax advice. All references to tax matters or information provided in this material are for illustrative purposes only and should not be considered tax advice and cannot be used for the purpose of avoiding tax penalties. Investors seeking tax advice should consult an independent tax advisor. References to specific securities and their issuers are for illustrative purposes only and are not intended to be, and should not be interpreted as, recommendations to purchase or sell such securities.

The S&P 500 Index: A capitalization-weighted index of 500 stocks selected by the Standard & Poor's Index Committee, designed to represent the performance of the leading industries in the U.S. economy. Beta: A measure of the volatility of a security or a portfolio in comparison to a benchmark. In general, a beta less than 1 indicates that the investment is less volatile than the benchmark, while a beta more than 1 indicates that the investment is more volatile than the benchmark. Correlated: Statistical measure of how two sets of returns move in relation to each other. Correlation coefficients range from -1 to 1. A correlation of 1 means the two subjects of analysis move in lockstep with each other. A correlation of -1 means the two subjects of analysis have moved in exactly the opposite direction. Bloomberg U.S. 7-10 Year Treasury Index: Measures US dollar-denominated, fixed-rate, nominal debt issued by the US Treasury with 7-9.9999 years to maturity. MSCI EAFE Index: is a market cap-weighted index composed of companies representative of the developed market structure of developed countries in Europe, Australasia and Japan. MSCI Emerging Markets Index: a broad market cap-weighted Index showing performance of equities across 23 emerging market countries defined as "emerging markets" by MSCI. Cash Bonds: a lending structure used in the Federal Reserve's Term Auction Facility (TAF), whereby borrowers receive a cash loan, by using all or a portion of their own portfolio of bonds as collateral. Bond ladder: a portfolio of fixed-income securities in which each security has a significantly different maturity date. Volatility: A measure of the dispersion of actual returns around a particular average level. Drawdowns: Periods of sustained negative trends of return. Long/Short: An investing strategy that takes long positions in stocks that are expected to appreciate and short positions in stocks that are expected to decline. Morningstar Global Long/Short Equity Index: A broad-based index containing more than 500 long/short equity hedge funds. The Index captures the performance of the most investable portion of the hedge fund industry. Risk-adjusted returns: Returns measured in relation to their own variability. High returns with a high level of risk indicate a lower probability that actual returns were close to average returns. High returns with a low level of risk would be more desirable, as they indicate a higher probability that actual returns were close to average returns.

WisdomTree Funds are distributed by Foreside Fund Services, LLC, in the U.S.

© 2023 WisdomTree, Inc. "WisdomTree" is a registered mark of WisdomTree, Inc.

WTGM-5070