

www.wisdomtree.eu

Publié le 2 juillet 2025

- NATO's 2025 Hague summit hikes defence spending to 5% of GDP, kick-starting European rearmament.
- The EU's €150 bn STEP fund steers capital to projects that strengthen Europe's defence supply chain.
- Produits associés WisdomTree Europe Defence UCITS ETF - EUR Acc, WisdomTree STOXX Europe Aerospace & Defence 3x Daily Leveraged En savoir plus

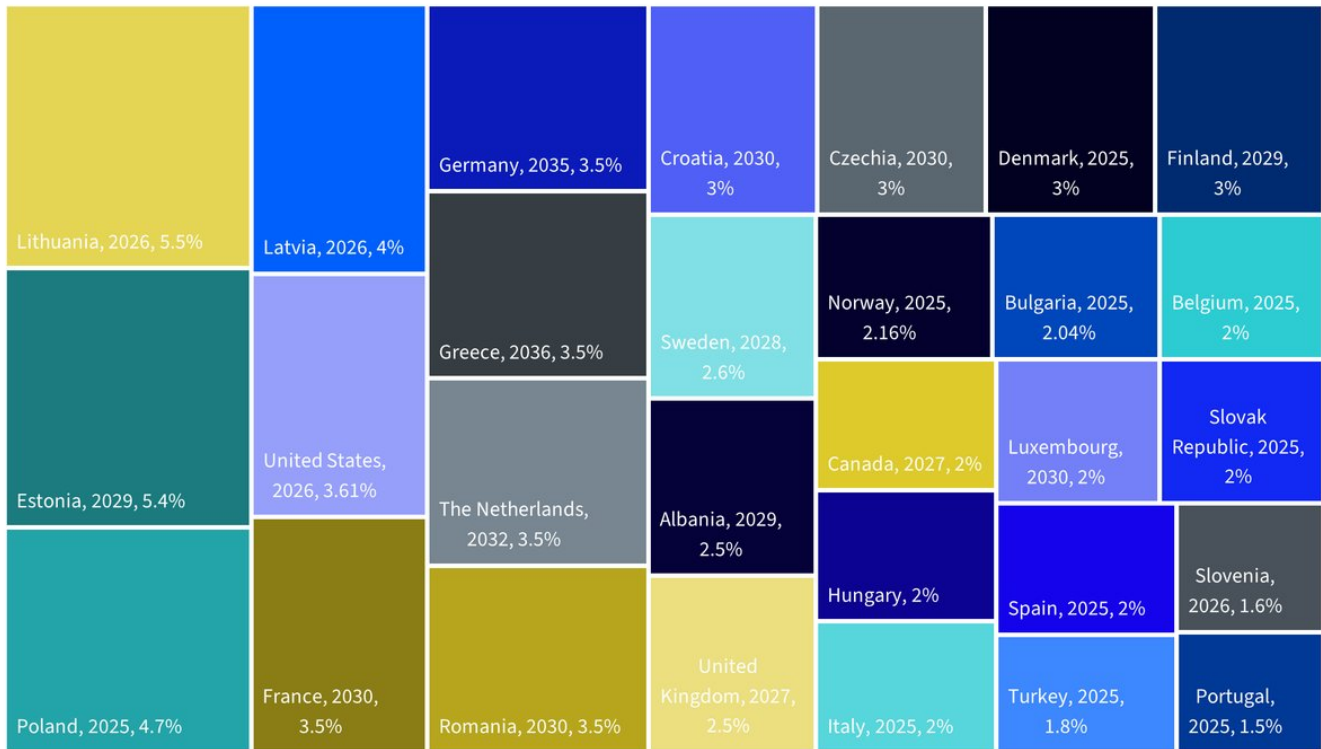
When the NATO leaders' motorcades pulled away from The Hague's World Forum last week, the mood was somewhere between relief and quiet astonishment. Relief, because the alliance had avoided the public rows many feared; astonishment, because – helped by a mixture of red-carpet diplomacy and transatlantic arm-twisting – the allies had signed off on the most ambitious re-armament target in their 75-year history: to spend 5% of national GDP on defence by 2035.

Unlike the bold goals set at earlier summits, this one lands with a timetable, mid-course audits in 2029, and a rulebook that breaks the 5% target into three hard numbers as discussed [here](#): 3.5% for core defence budgets, 1.5% for infrastructure, cyber and resilience, and the existing 2% floor that every ally must reach by 2026. A fifth metric – at least 20% of every defence budget on new equipment and R&D – was quietly reaffirmed in the communiqué.

Europe's free ride on defence is over

The Dutch prime minister and freshly minted NATO secretary-general Mark Rutte called it a "quantum leap in our collective defence". In reality, the upshift will not be uniform: each ally is starting from a different baseline and will follow its own timetable toward 5% – as the chart makes clear, the journey is a patchwork of speeds rather than a single leap.

Figure 1: Planned defence spending as a percentage of GDP



Source: NATO, WisdomTree as of 26 June 2025, Please note: Montenegro and North Macedonia have not added any new pledge.

Germany’s new Basic-Law amendment lets Berlin borrow more freely and lift defence spending above 3% of GDP by 2027 on the way to 3.5% two years later. France, Italy and Spain, by contrast, confront tight fiscal corsets and tepid public support – Madrid even secured a face-saving waiver that lets it stay close to 2% so long as it meets capability targets. In a hypothetical base case scenario, in which Europe ramps up spending to achieve 3.5% of GDP, we estimate the incremental spend to rise to US\$2.3trn by 2025. In which case, Germany is likely to account for US\$700Bn of that.

Figure 2: Funding scenarios: Price tag to 2035

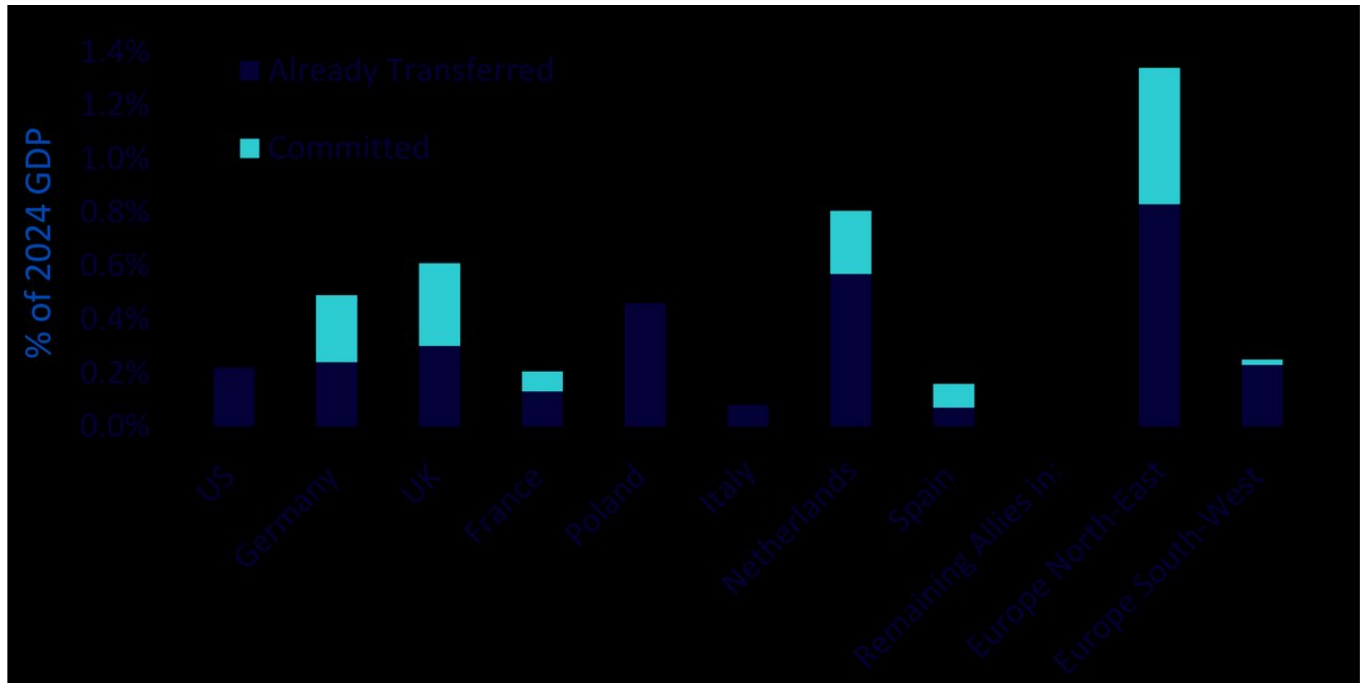
Source: European Commission, WisdomTree as of 26 June 2025. Please note: The calculations assume front loaded capital projects for Germany in the Bull base.

Ukraine support must be “Europe-proof”

The communiqué’s wording on Kyiv was, by past standards, anaemic; membership was not mentioned at all. The declaration affirms NATO’s support for Ukraine, while omitting last year’s statement that the country’s future is in the alliance, reflecting the Trump administration’s growing reluctance to provide more military assistance to Kyiv. Yet on the sidelines President Trump floated the idea of selling Patriot batteries to Ukraine – something Washington has so far avoided – while European leaders openly discussed a Danish-style fund that would channel a slice of every national budget directly into Ukrainian factories. If, as

many in The Hague quietly assume, US military aid stalls once the Biden allotments are delivered, Europe will have to keep Ukraine's war machine running, or risk seeing the frontline shift west.

Figure 3: Military Aid to Ukraine



Source: IfW Kiel, NATO, WisdomTree from 24 January 2022 to 28 February 2025. Military aid includes equipment donated directly and financial assistance tied to military purposes.

A once-in-a-generation industrial build-out

Europe's defence supply-chain is already straining. The sector has announced 113 new production lines since 2022, from Rheinmetall's powder plants in Bavaria to drone factories in the Baltics. Brussels is pitching in: the €150 billion Security for Action Europe (SAFE) loan facility will follow NextGenerationEU once that programme tapers in 2027, and the European Investment Bank's defence-lending headroom has just been lifted to €100 billion. Add the mooted Defence, Security & Resilience Bank and a proposed EU-level green-light for "Defence Bonds", and Europe's arsenal build-out will be financed on terms that would have been unthinkable three years ago.

Strategic attention drifts east and south-east

Only one line of the communiqué mentioned Russia, a rhetorical shift that tracks with President Trump's milder view of Moscow. However, the Indo-Pacific also made barely a dent in the final text after three of the so-called IP4 Japan, New Zealand and South Korea leaders cancelled their trip. Australia sent its Deputy Prime Minister instead of the Prime Minister. Their absence meant Indo-Pacific security received little airtime in the communiqué. For Europe, this means a double posture: bulk up against Russia on land, while investing in maritime domain awareness and joint under-sea monitoring with Japan and Australia – tasks that blend traditional steel with AI, edge computing and satellite connectivity.

NATO requires that at least 20% of every defence budget go to new equipment and R&D each year. The 20% equipment-and-R&D rule will push capital toward exactly those technology layers – AI onboard drones, edge-computing nodes that process sensor data at sea, LEO satellites for resilient comms – rather than into slow-burn personnel budgets. EU firms like Hensoldt (sensors), Airbus Space (LEO payloads) and Saab (surface-picture fusion software) sit right in that funding stream.

Seizing the potential investment opportunity in Europe's Defence Sector

The [WisdomTree Europe Defence UCITS ETF](#) was launched to capture this multi-year investment cycle, as European nations redirect defence budgets toward local suppliers, reducing reliance on US manufacturers. This strategic shift positions European defence stocks for sustained growth, making targeted exposure increasingly relevant. At a time when investors are actively seeking exposure to Europe's decade long rearmament cycle, WisdomTree is offering a unique and differentiated way into this historic defence resurgence. Unlike some of the largest competitors in the global ETF landscape such as the VanEck Defence UCITS ETF (Ticker: DFNS); Future of Defence UCITS ETF (Ticker: NATO); iShares Future of Defence UCITS ETF (Ticker: DFND); Global X Defence Tech UCITS ETF (Ticker: ARMR); Invesco Defence Innovation UCITS ETF (Ticker: IVDF); First Trust Indxx Global Aerospace & Defence UCITS ETF (Ticker: MISL) that offer a higher median revenue exposure to the US at 50-55% and a lower median revenue exposure to Europe at 12-15%, WisdomTree Europe Defence UCITS offers a higher median revenue exposure at 50% to Europe and a notably lower revenue exposure to the US at 20%. WDEF offers targeted exposure to European defence names. While this provides a pure-play profile, it also means returns are less diversified than a broad global defence exposure and are highly correlated with the health of one industry group.

WDEF offers a targeted exposure to European companies generating a higher revenue share from the defence sector. Each selected company is assigned an Exposure Score from 1 to 3 based on the revenue exposure to defence activities.

Exposure Score 3: companies with > 50% exposure to defence activities

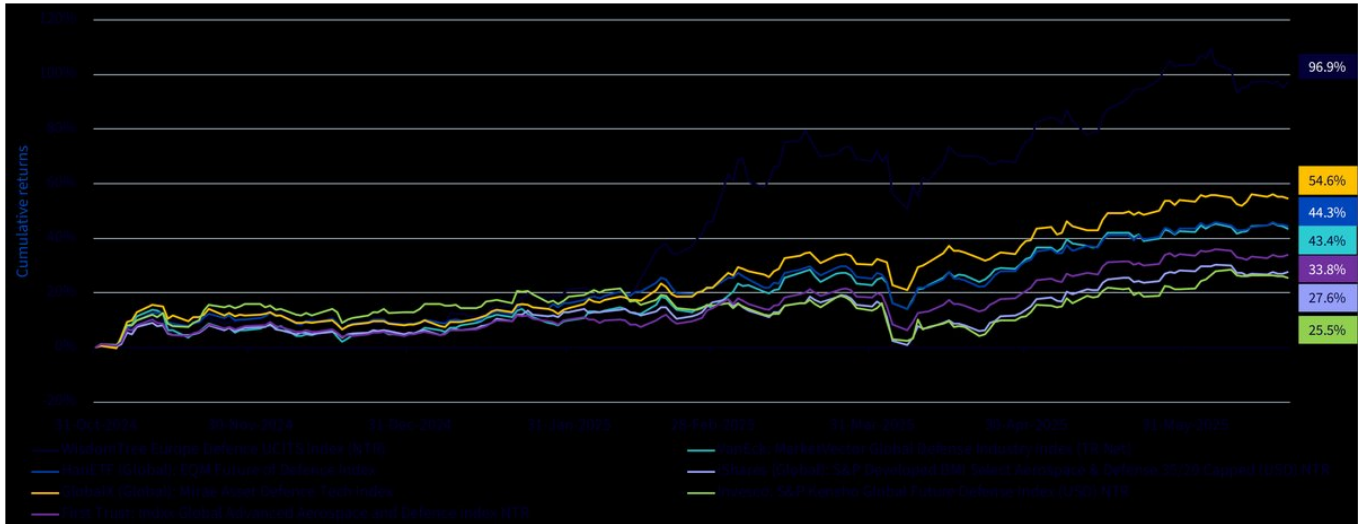
Exposure Score 2: companies with 25% to 50% exposure to defence activities

Exposure Score 1: companies with 10% to 25% exposure to defence activities

The ETF is weighted by free-float market capitalisation adjusted by the Exposure Score. So, companies with higher defence revenues are assigned greater weights making it a better investment vehicle for the European defence trend than market cap weighted indices.

The WisdomTree Europe Defence UCITS ETF tracks the price and yield performance of its own proprietary index – the WisdomTree Europe Defence UCITS Index. Since its launch on 31 October 2024, the WisdomTree Europe Defence UCITS Index has outperformed key competitors in the global defence ETF landscape.

Figure 4: Live index performance comparison versus global competitive landscape



Source: WisdomTree, Bloomberg, from the live calculation date of WisdomTree Europe Defence UCITS Index, 31 October 2024, to 20 June 2025. WisdomTree Europe Defence UCITS Index (WTEUDEFN) calculations are computed in the EUR. Historical returns of other indices are also calculated in EUR. You cannot invest directly in an index. Historical performance is not an indication of future performance and any investments may go down in value.

Despite the strong run in performance, the WisdomTree Europe Defence UCITS Index offers the highest estimated long term growth rate of 20.2% in comparison to the global defence ETF landscape, rendering the Price to Earnings to Growth (PEG) ratio at 1.4x, among the lowest in comparison to the global defence ETF landscape. It's important to note that the forward long term growth estimate are reliant on higher European defence spending which depend on political decisions. While the European defence build-out creates a powerful structural tail-wind, a change of government, a fiscal squeeze or shifting public sentiment could slow the expected multi-year spending cycle, squeezing expected growth for the companies held by WDEF.

Figure 5: Comparison of fundamentals vs global competitive landscape



Source: WisdomTree, FactSet, Bloomberg, as of 20 June 2025. Holdings of the peers were sourced from Bloomberg. Fundamentals were sourced from FactSet. PEG ratios are based on forward P/E ratios and est. long term growth. Please note: WisdomTree is represented by the WisdomTree Europe Defence UCITS Index; VanEck is represented by MarketVector Global Defense Industry Index (Ticker: MVDEFTR Index);

HanETF is represented by Future of Defence Index (Ticker: NATONTR Index); iShares is represented by S&P Developed BMI Select Aerospace & Defense 35/20 Capped Index (Ticker: SPDBADUN Index); GlobalX is represented by Mirae Asset Defence Tech Index (Ticker: MASHLDN); Invesco is represented by S&P Kensho Global Future Defense Index (Ticker: KGDFN Index); FirstTrust is represented by Indxx Global Advanced Aerospace and Defence Index (Ticker: IGAADIN Index) You cannot invest directly in an index. Historical performance is not an indication of future performance and any investments may go down in value.

Conclusion

The Hague summit may have aimed low on drama, but it has reset the fiscal and strategic baseline for an entire continent. Europe must spend more, borrow more and think in decades, not years, about its own security. For policymakers, that is a daunting to-do list. For investors, especially those looking at the newly minted [WisdomTree Europe Defence UCITS ETF](#), it is the opening chapter of a very long story.

1 WisdomTree aggregates verified green-field plants, dormant-line restarts and major capacity upgrades (e €25 m capex or e 50 new FTEs). Roughly two-thirds are ammunition or energetics, the rest cover missiles, drones, naval hulls, radars and satellite payloads.

2 Source: WisdomTree, FactSet, as of 20 June 2025.

Important Risks Related to this Article

Informations importantes

Communications commerciales publiées dans l'EEE Ce document est publié et approuvé par WisdomTree Ireland Limited, une société autorisée et réglementée par la Central Bank of Ireland.

Communications commerciales émises dans des juridictions en dehors de l'EEE Ce document est publié et approuvé par WisdomTree UK Limited, une société autorisée et réglementée par la Financial Conduct Authority du Royaume-Uni.

WisdomTree Ireland Limited et WisdomTree UK Limited sont toutes les deux désignées comme « WisdomTree » (le cas échéant). Notre Politique sur les conflits d'intérêts et notre Inventaire sont disponibles sur demande.

Réservé aux clients professionnels uniquement. Les informations figurant dans ce document sont fournies à titre informatif et ne constituent pas une ore de vente, ou une sollicitation d'ore d'achat de titres ou d'actions. Ce document ne doit pas être utilisé comme fondement d'une décision d'investissement. La valeur des investissements peut fluctuer et vous êtes susceptible de perte tout ou partie du montant investi. La performance passée ne constitue pas nécessairement une indication des performances futures. Toute décision d'investissement doit être fondée sur les informations figurant dans le prospectus approprié et sur des conseils indépendants en matière d'investissement, fiscaux et juridiques.

L'application des réglementations et lois fiscales peut souvent conduire à des interprétations diérentes. Tous les points de vue ou opinions exprimés dans cette communication représentent les points de vue de WisdomTree et ne doivent pas être interprétés comme des conseils réglementaires, fiscaux ou juridiques. WisdomTree ne donne aucune garantie ou représentation quant à l'exactitude des vues ou opinions exprimées dans cette communication. Toute décision d'investissement doit être fondée sur les informations contenues dans le prospectus approprié et après avoir sollicité des conseils indépendants en matière d'investissement, fiscaux et juridiques. Ce document n'est pas et ne doit en aucun cas être interprété comme une publicité ou une ore publique d'actions ou de titres aux États-Unis ou dans toute province ou tout territoire des États-Unis. L'introduction, la transmission et la distribution (directes ou indirectes) de l'original ou d'une copie de ce document sont interdites aux États-Unis.

Bien que WisdomTree s'efforce d'assurer l'exactitude du contenu de ce document, WisdomTree ne peut en garantir l'exactitude. Les fournisseurs de données tiers sollicités pour obtenir les informations contenues dans le présent document ne donnent aucune garantie ou représentation de quelque sorte en rapport avec ces données. Lorsque WisdomTree exprime ses propres opinions concernant le produit ou l'activité du marché, ces opinions sont susceptibles de changer. WisdomTree, ses alliés et leurs dirigeants, directeurs, partenaires ou employés respectifs déclinent toute responsabilité pour toute perte directe ou indirecte découlant de l'utilisation de ce document ou de son contenu.