High dividend investing in an era of persistent inflation

Published 7 October 2026

Aneeka Gupta
Director, Macroeconomic Research

Key Takeaways

- Dividend income can grow with earnings and help offset inflation.
- Global payout growth is broad, but contributions differ by sector and region.
- Technology has become a dividend sector, growing payouts 23.5% in Q2 2026, the fastest of any industry, while most yield screens still exclude it by construction.
- WisdomTree screens out weaker high yielders using quality and momentum screens.

Most investors already have a dividend problem, whether or not they have a dividend allocation. A global equity portfolio built around a market-cap index currently holds 72% of its weight in the United States, 30% in a single sector, and pays a dividend yield of 1.5%. That is a perfectly reasonable way to invest. It is a poor way to get paid.

The obvious response is to add a dividend allocation. The ten largest global high dividend UCITS ETFs currently yield between 3.1% and 10%, and the funds at the top of that range are not better versions of the ones at the bottom. Higher headline yields can reflect weaker company fundamentals or greater risks, making the quality of the companies producing that income important.

Why dividends, and not simply yield

The argument for high dividend yielding equities used to be scarcity. Rates were low, and coupons paid nothing, so investors reached for equities that paid. That argument has expired. The Federal Reserve (Fed) raised its target range to 3.75%–4.00% in September, its first increase in more than three years, and signalled at least one more. The ten-year Treasury has been trading near 5%, a nineteen-year high. Yield is not scarce.

What is scarce is income that grows. The Federal Open Market Committee's (FOMC) own September projections put 2026 core personal consumption expenditures (PCE) at 3.4% and do not see inflation back at 2% until 2029[1]. A five-year note pays the same nominal coupon in 2031 that it pays today. If prices compound at 3%, a sixth of that income's purchasing power is gone by maturity. A higher starting yield does not solve that. It conceals it.

Dividends are declared out of nominal earnings and have been growing faster than prices. Global Q2 payouts reached US$757.8bn with underlying growth of 7.3%, positive in every region covered. Full-year global dividend growth is forecast to grow by 5 to 6%, a downgrade from the 8.3% it projected in July but still comfortably ahead of the Fed's own core inflation path[2].

Three things underneath that number matter more than the number itself

- **Where dividend growth now comes from has changed**. Financials remain the largest contributor to index dividends at US$239.7bn, up 8.1%, as banks rebuild payouts toward historically normal levels[3]. The fastest growth came from technology, at 23.5% underlying, distributing US$70.5bn[2] supported by NVIDIA’s hike in its dividend payment per share. The AI capital cycle has become a dividend story, in sectors that conventional yield screens systematically under-own.

Figure 1: Share of dividends by industry

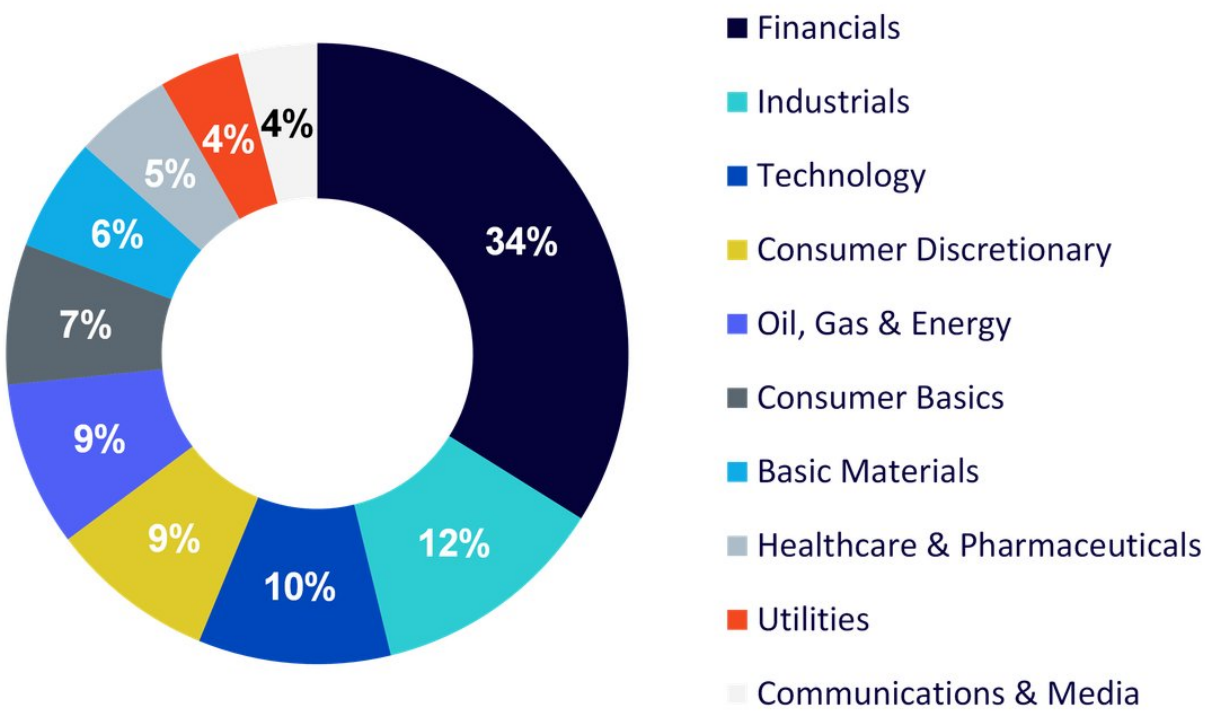

Source: Macrobond, Company Reports, Cebr Analysis as of 30 June 2026.

- **Regional dispersion is unusually wide**. UK payouts reached US$39.5bn and grew 14.6%, driven by bank distributions on top of a dependable energy base[4]. Europe excluding the UK was the largest payer at US$242.3bn but grew just 3.2%, a gap that looks starker than it is, since it reflects payment seasonality and cuts concentrated in a handful of large carmakers rather than broad corporate weakness[3]. Japan is the clearest structural story: US$52.6bn distributed with 18.2% underlying growth, alongside US$36.3bn of buybacks[3], as governance reform continues to shift corporate attitudes to capital efficiency. That is a change in behaviour, not a strong quarter. Global dividends in 2026 are not one trade.

Figure 2: Share of global dividends by region

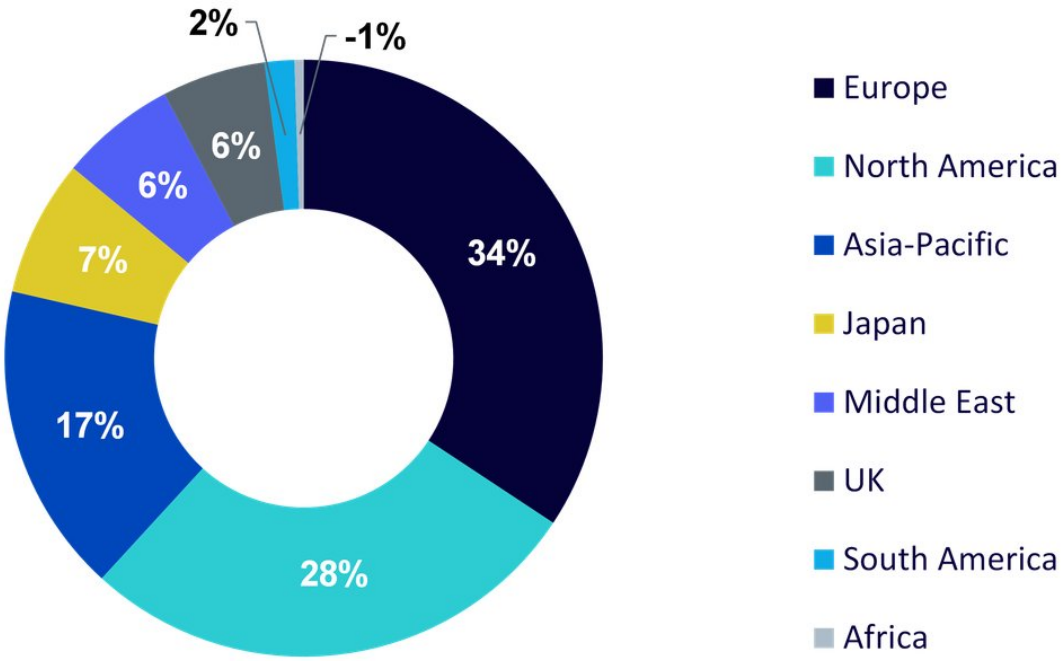

Source: Macrobond, Company Reports, Cebr Analysis as of 30 June 2026.

- **Dividends and buybacks have decoupled, revealing which is reliable**. Global buybacks fell 3.1% in the first quarter, then surged 26.8% to US$572.0bn in Q2, with technology overtaking financials as the largest source at US$121.1bn[5]. The technology sector has managed to combine very high levels of capital expenditure with substantial buybacks. Dividends moved from 10.1% to 7.3% over the same period. There is a distinction to be made between dividends and buybacks. A buyback announcement is an intention, not a payment. The median completion rate for US open-market repurchase programmes is below 50%, and companies executing them are under no obligation to buy in any given month[6]. A dividend payment is a transfer that has actually occurred.

That asymmetry is not a technicality. A buyback can be quietly reduced in a single board meeting. A dividend cut can be a public statement that management no longer believes it can afford what it promised last year, which is precisely why the decision carries information, and why it is worth screening for.

What a dividend screen actually does

WisdomTree has a long history in dividend strategies. Our history dates back to 2006, more than 20 years ago, when we launched the first 20 exchange-traded funds (ETFs) tied to the dividend and quality factor. The founding idea was to challenge the market cap weighting.

Fast forward to 2026, we are offering four ETFs within the High Dividend Equity range spanning US, Europe, Emerging Markets and Global developed markets.

The WisdomTree Global High Dividend UCITS ETF (Ticker: WDIV) tracks the WisdomTree Global High Dividend UCITS Index (Ticker: WTGDHYU), a proprietary, fundamentally-weighted index designed to deliver exposure to high dividend yielding companies across developed global markets, while actively screening for quality and sustainability to reduce the risk of value traps.

The index is built on three core design principles:

- **Income-oriented**: The index targets companies in the top 30% by dividend yield. We also do this selection across regions and sectors to ensure we are not buyers of a single sector or country. Overall, it's a diversified and balanced approach to selecting high dividend yielding companies globally. Information technology sits at around 16% of index weight, held through Texas Instruments, Cisco, IBM, Accenture, Qualcomm, Intuit, NXP Semiconductors, Microchip, TE Connectivity, Canon, Ericsson and Cognizant[7].
- **Quality-aware**: Eligible companies are scored on a composite risk score, equally weighting two signals: a Quality factor, measuring return on equity, return on assets, gross profitability and cash flow quality, scored within industry groups, and a Momentum factor, measuring risk-adjusted price returns over 6 and 12 months to identify stocks with deteriorating market signals. Companies in the bottom decile of this composite score are excluded entirely. Critically, companies in the top 5% by dividend yield that also score in the bottom half of the composite risk score are removed. This is the index's yield trap screen.
- **Fundamentally weighted**: Rather than weighting by market capitalisation, the index weights constituents by their dividend stream (annual dividend × shares outstanding), amplified by a 1.5× quality multiplier for companies that fall within the top two deciles of the composite risk factor. This tilts the portfolio towards larger, higher- dividend payers and away from the price-momentum bias inherent in cap-weighted indices.

High dividends focus on providing real income to investors alongside less earnings variability.

The systematic screen in practice

Two things within the systematic screen that are worth pausing on. The first is who the dividend yield screen removes. Nvidia, Apple, Microsoft, Alphabet, Broadcom and Meta are all excluded, as they do not rank in the top 30% by dividend yield: yields of 0.45%, 0.34%, 0.72%, 0.26%, 0.70% and 0.37% respectively[8].

These are not marginal cases. The six companies that dominate the index most investors already own are, by construction, absent from a high dividend yielding portfolio. That is the point of holding one.

The second is more surprising. The 114 companies removed by the composite risk score had a median dividend yield of 5.24%, materially above the index's own weighted yield of roughly 4%. Their median three-year return on equity was 10.2%, against 13.2% for the index. The screen is not filtering out low yielders. It is deliberately excluding the highest-yielding cohort available, on the grounds that the yield is a symptom. Those exclusions cluster in consumer discretionary, consumer staples and real estate, and several carry negative five-year dividend growth.

Portfolio tilts: geographic allocation

The WisdomTree Global High Dividend UCITS ETF maintains a distinctly different regional profile versus the MSCI All Country World Index (ACWI). While US equities remain the single largest allocation (47%), the index is materially underweight the US relative to market capitalisation benchmarks. This reflects the dividend-weighted construction: high dividend payers are disproportionately represented in Europe, Japan, Australia and Asia, where corporate payout cultures are more entrenched. Switzerland (6.2%), France (5.8%), Italy (5.2%), Australia (5.0%) and Japan (7.0%) all feature as significant overweights versus MSCI ACWI weights.

Figure 3: Comparison of geographic allocation

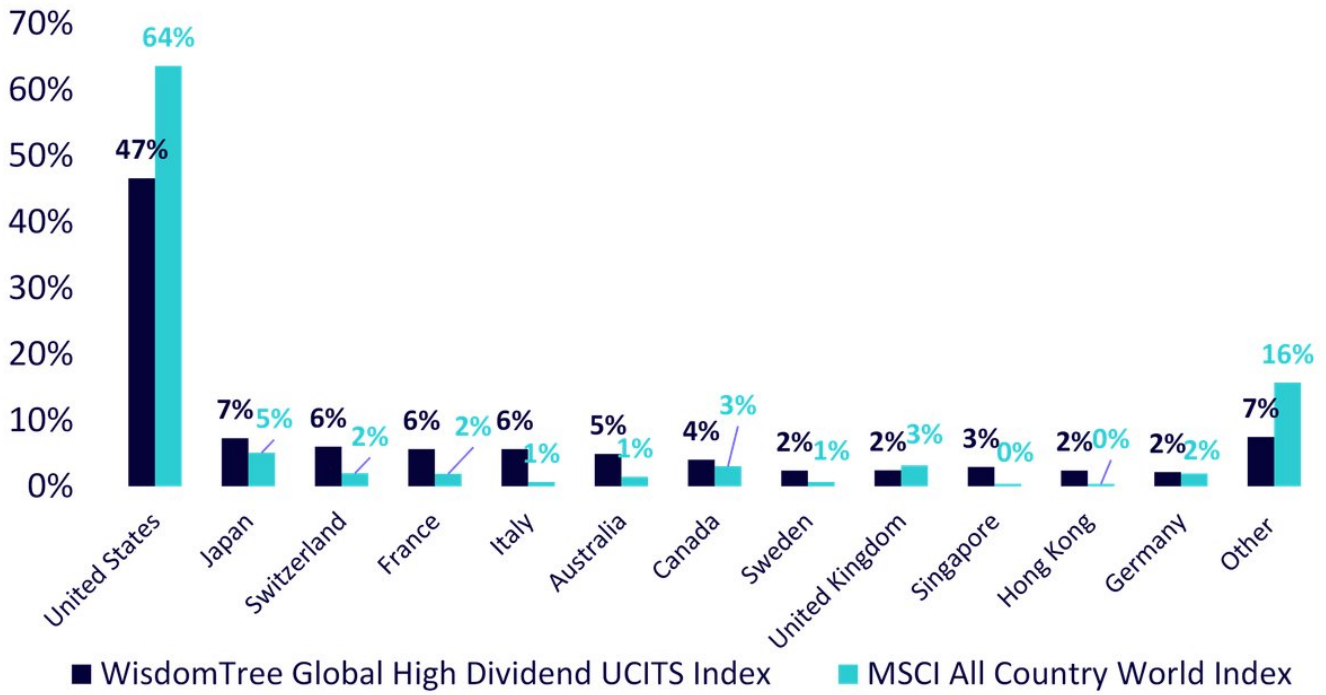

Source: FactSet, WisdomTree as of 31 August 2026. **You cannot invest directly in an index. Historical performance is not an indication of future performance and any investments may go down in value.**

Portfolio tilts: sector allocation

The index's sector composition reflects how dividend-paying quality companies are distributed across sectors globally. Financials (24%), Information Technology (16%) and Health Care (20%) represent the three largest sector exposures.

Figure 4: Comparison of sector allocation

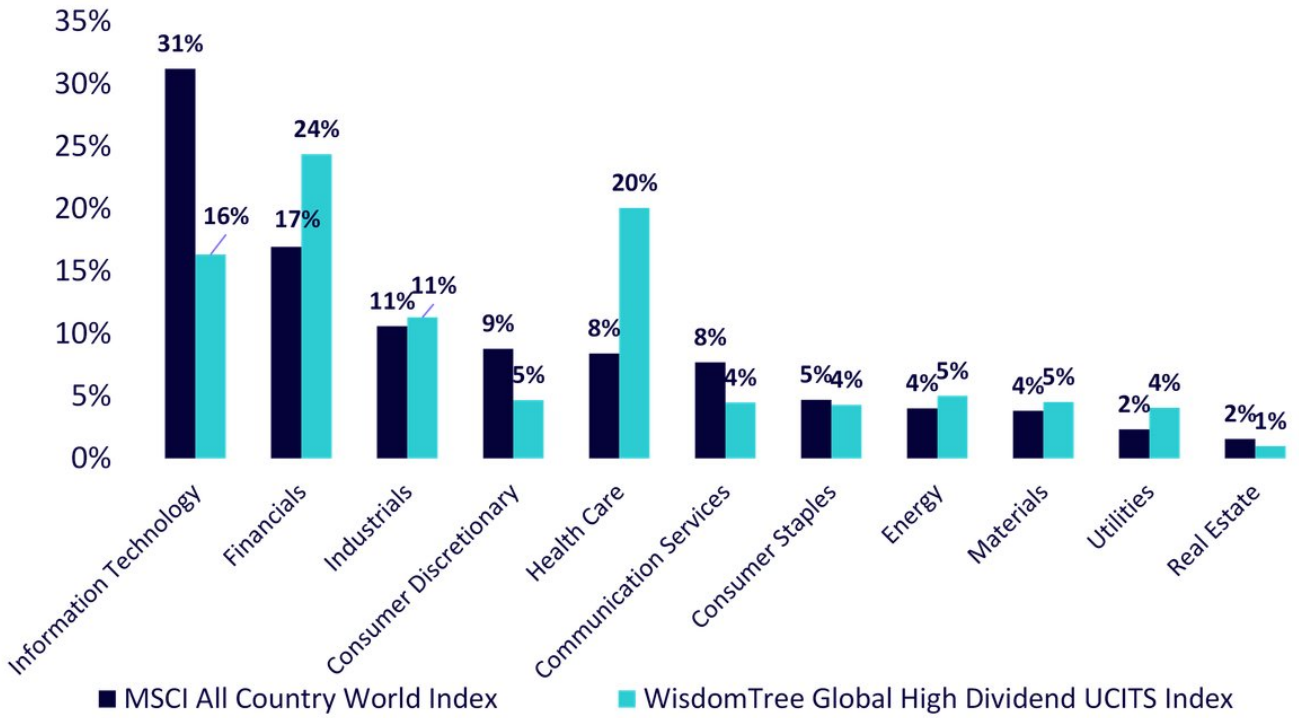

Source: FactSet, WisdomTree as of 31 August 2026. **You cannot invest directly in an index. Historical performance is not an indication of future performance and any investments may go down in value.**

Investing in equities involves the risk of capital loss, and dividend payments are not guaranteed and may be reduced or discontinued. A focus on higher-dividend-paying companies may result in different sector and geographic exposures from a broad market-cap-weighted index and may cause the Fund to underperform broader equity markets during certain periods. The Fund's systematic screening process cannot eliminate the risk of investing in companies whose financial position subsequently deteriorates.

Conclusion

Most investors do not start from a neutral position. A global portfolio weighted by market capitalisation can be heavily concentrated in one country and one sector, with relatively little income. Adding higher-yielding stocks without considering how the portfolio is built may simply replace one unintended concentration with another.

The WisdomTree Global High Dividend UCITS ETF (Ticker: WDIV) combines these measures with dividend weighting to seek durable income and broader exposure beyond US mega-cap growth stocks. In a market shaped by persistent inflation and concentrated benchmarks, that combination can strengthen portfolio diversification without an income trade-off.

[1] Source: Federal Reserve as of 16 September 2026.
[2] Source: Macrobond, FactSet, company reports, Cebr analysis, as of 30 June 2026.
[3] Source: FactSet, Cebr Analysis as of 30 June 2026.
[4] Source: FactSet, Cebr Analysis as of 30 June 2026.
[5] Source: FactSet, Cebr Analysis as of 30 June 2026.
[6] Source: CFA Institute Research Foundation's literature review on stock buybacks (Chen and Huang, 2022).
[7] Source: FactSet, WisdomTree as of 31 August 2026.
[8] Source: Bloomberg Finance L.P. as of 31 August 2026.

IMPORTANT INFORMATION

IMPORTANT INFORMATION

Marketing communications issued in the European Economic Area ("EEA") & Switzerland: This document has been issued and approved by WisdomTree Ireland Limited, which is authorised and regulated by the Central Bank of Ireland.

Marketing communications issued in jurisdictions outside of the EEA, except Switzerland: This document has been issued and approved by WisdomTree UK Limited or Atlantic House Investments Limited, which are both authorised and regulated by the United Kingdom Financial Conduct Authority.

WisdomTree Ireland Limited, WisdomTree UK Limited and Atlantic House Investments Limited are referred to as "WisdomTree" (as applicable) throughout. Our Conflicts of Interest Policy and Inventory are available on request.

This marketing communication is intended for all investors; however, the WisdomTree products described in this document and related materials may be restricted in certain jurisdictions and may only be available to particular categories of investors in accordance with applicable laws and regulations. Where a product is not authorised or its distribution is restricted in your jurisdiction, it is the responsibility of any person or entity in possession of this information to inform themselves of, and comply with, all relevant restrictions. Before making any investment, investors should seek appropriate legal, regulatory, tax and investment advice to assess the suitability and implications of investing in these products. Information about WisdomTree products is available at wisdomtree.eu. WisdomTree does not offer investment advice tailored to individual circumstances. Past performance is not a reliable indicator of future performance. Any historical performance included in this document may be based on back testing. Back testing is the process of evaluating an investment strategy by applying it to historical data to simulate what the performance of such strategy would have been. Back tested performance is purely hypothetical and is provided in this document solely for informational purposes. Back tested data does not represent actual performance and should not be interpreted as an indication of actual or future performance. The value of any investment may be affected by exchange rate movements. Any decision to invest should be based on the information contained in the appropriate prospectus and after seeking independent investment, tax and legal advice. The content of this document does not constitute investment advice nor an offer for sale nor a solicitation of an offer to buy any product or make any investment.

This marketing communication should be read in conjunction with the relevant WisdomTree products' Prospectus, Key Investor Information Document ("KIID"), Key Information Document ("PRIIPS KID") as relevant. In particular, investors should carefully read the specific risks detailed under the section entitled 'Risk and Reward Profile' in the KIID, 'What are the risks and what could I get in return?' in PRIIPs KID and under the section entitled 'Risk Factors' in the Prospectus of the Issuer for further details of risks associated with an investment in the product(s) detailed herein. Further information regarding the WisdomTree exchange-traded product(s) detailed herein, such

as a detailed list of the underlying investments and the indicative net asset value, can be obtained by visiting the WisdomTree website at (www.wisdomtree.eu).

An investment in WisdomTree exchange-traded products ("ETPs") is dependent on the performance of the underlying index, less costs, but it is not expected to match that performance precisely. An investment in WisdomTree funds is dependent on the performance of the underlying investments, less costs.

Both WisdomTree ETPs and funds involve numerous risks including among others, general market risks relating to any relevant underlying index, credit risks on the provider of index swaps utilised in ETPs, exchange rate risks, interest rate risks, inflationary risks, liquidity risks, derivatives risk and legal and regulatory risks.

The information contained in this document is not, and under no circumstances is to be construed as, an advertisement or any other step in furtherance of a public offering of shares in the United States or any province or territory thereof, where none of the issuers or their products are authorised or registered for distribution and where no prospectus of any of the issuers has been filed with any securities commission or regulatory authority. No document or information in this document should be taken, transmitted or distributed (directly or indirectly) into the United States. None of the issuers, nor any securities issued by them, have been or will be registered under the United States Securities Act of 1933 or the Investment Company Act of 1940 or qualified under any applicable state securities statutes.

This document may contain independent market commentary prepared by WisdomTree based on publicly available information. Although WisdomTree endeavours to ensure the accuracy of the content in this document, WisdomTree does not warrant or guarantee its accuracy or correctness. Any third party data providers used to source the information in this document make no warranties or representation of any kind relating to such data. Where WisdomTree has expressed its own opinions related to product or market activity, these views may change. Neither WisdomTree, nor any affiliate, nor any of their respective officers, directors, partners, or employees accepts any liability whatsoever for any direct or consequential loss arising from any use of this document or its contents.

This document may contain forward looking statements including statements regarding our belief or current expectations with regards to the performance of certain assets classes and/or sectors. Forward looking statements are subject to certain risks, uncertainties and assumptions. There can be no assurance that such statements will be accurate and actual results could differ materially from those anticipated in such statements. WisdomTree strongly recommends that you do not place undue reliance on these forward-looking statements.

WisdomTree Issuer ICAV

Certain funds referred to in this document are issued by WisdomTree Issuer ICAV ("WT Issuer"). WT Issuer is an open-ended, umbrella-type Irish Collective Asset-management Vehicle with segregated liability between sub-funds and is authorised by the Central Bank of Ireland ("CBI") as an Undertaking for Collective Investment in Transferable Securities ("UCITS") under Irish law. Each fund is represented by a separate class of shares (the "Shares") issued by WT Issuer.

The Fund is described in a Key Information Document (KID) or Key Investor Information Document (KIID) for UK investors, and the prospectus of WT Issuer ("WT Prospectus"). A copy of the WT Prospectus and the KID / KIID is available, for EEA/UK only, in English at www.wisdomtree.eu. Where required under national rules, the KID will also be available in the local language of the relevant EEA Member State. Investors should read the WT Prospectus before investing and should refer to the section of the WT Prospectus entitled 'Risk Factors' for further details of risks associated with an investment in the Shares.

The summary of investor rights associated with an investment in the fund is available in English on WisdomTree Europe's website. WisdomTree Management Limited may decide to terminate the arrangements made for the marketing of its collective investment undertakings. In such circumstances, shareholders in the affected EEA Member State will be notified of this decision and will be provided with the opportunity to redeem their shareholding in the fund free of any charges or deductions for at least 30 working days from the date of such notification.

For Investors in Switzerland:

This document/constitutes/an advertisement of the financial product(s) mentioned/herein.

The prospectus (in English only) and the key investor information documents (KID) (in German, French and Italian) are available from WisdomTree's website:/https://www.wisdomtree.eu/en-ch/resource-library/prospectus-and-regulatory-reports

For WisdomTree UCITS products only: the representative and paying agent of the ETPs in Switzerland is Société Générale Paris, Zurich Branch,/Talacker/50, PO Box 5070, 8021 Zurich, Switzerland. The prospectus, the key investor information documents (KIID), the articles of association and the annual and semi-annual reports of the sub-funds are available free of charge from the representative and paying agent. As regards distribution in Switzerland, the place of/jurisdiction/and performance is at the registered seat of the representative and paying agent. Some of the sub-funds referred to in this document may not have been registered with the Swiss Financial Market Supervisory Authority ("FINMA"). In Switzerland, such sub-funds that have not been registered with FINMA may only be available to Qualified Investors.

FOR INVESTORS IN FRANCE:

Further information regarding the WisdomTree exchange-traded product(s) detailed herein, such as a detailed list of the underlying investments and the indicative net asset value, can be obtained by visiting the WisdomTree website at (www.wisdomtree.eu).

The product is intended for retail investors who: (i) can withstand capital loss, are not seeking to preserve capital and are not seeking a capital guarantee; (ii) have specific knowledge or experience in investing in

similar products and in the financial markets; and (iii) are looking for a product that provides exposure to the performance of the underlying asset(s) and have an investment horizon in line with the recommended holding period indicated in the KID.

In addition, the indicative net asset value is shown on the Reuters and Bloomberg pages of the product and may also be mentioned on the websites of the product's listing venues.

Units in a listed exchange-traded product purchased on the secondary market generally cannot be sold directly back to the listed exchange-traded product. For investors who are not authorised participants, the purchase and sale of units must be done on a secondary market with the help of an intermediary (e.g., a broker), and may therefore be subject to additional fees and taxes. In addition, it is possible that investors may pay more than the current net asset value when purchasing units and receive less than the current net asset value when selling them.

Investors should carefully read the specific risks detailed under the section entitled ‘What are the risks and what could I get in return?’ in the Key Information Document for Packaged Retail and Insurance-based Investment Products (PRIIPs KID) and under the section entitled ‘Risk Factors’ in the Prospectus of the Issuer for further details of risks associated with an investment in the product detailed herein.

Investors are advised that the prospectus is available in French and English.

This document is a promotional material relating to the financial product(s) mentioned herein. The prospectus and the Key Investor Information Document (KIID) are available on the WisdomTree website: https://www.wisdomtree.eu/resource-library/prospectus-and-regulatory-reports

The distribution of the Prospectus and the offering, sale and delivery of Shares in other jurisdictions may be restricted by law. WT Issuer is a UCITS governed by Irish legislation, and approved by the Central Bank of Ireland as UCITS compliant with European regulations although it may not have to comply with the same rules as those applicable to a similar product approved in France.

The Fund has been registered for marketing in France by the Financial Markets Authority (Autorité des Marchés Financiers) and may be distributed to investors in France. Copies of all documents (i.e. the Prospectus, any supplements or addenda thereto, the Key Information Document, the latest annual reports and the instrument of incorporation) are available in France, free of charge at the French centralizing agent, Societe Generale at 29, Boulevard Haussmann, 75009, Paris, France. Any subscription for Shares of the Fund will be made on the basis of the terms of the prospectus and any supplements or addenda thereto.

Investors should note that, relative to the expectations of the Autorité des Marchés Financiers, this UCITS presents disproportionate communication on the consideration of non-financial criteria in its management.

For Investors in Malta: This document does not constitute or form part of any offer or invitation to the public to subscribe for or purchase shares in the Fund and shall not be construed as such and no person other than the person to whom this document has been addressed or delivered shall be eligible to subscribe for or purchase shares in the Fund. Shares in the Fund will not in any event be marketed to the public in Malta without the prior authorisation of the Maltese Financial Services Authority.

For Investors in Monaco: This communication is only intended for duly registered banks and/or licensed portfolio management companies in Monaco. This communication must not be sent to the public in Monaco.

For Investors in Israel: Offering materials for the offering of the Shares and securities have not been filed with or approved or disapproved by the United States Securities and Exchange Commission or any other state or federal regulatory authority, nor has any such regulatory authority passed upon or endorsed the merits of this offering or passed upon the accuracy or completeness of any offering materials. Any representation to the contrary is unlawful. The products mentioned herein have not been approved by the Israel Securities Authority and will only be distributed to Israeli residents in a manner that will not constitute “an offer to the public” under sections 15 and 15a of the Israel Securities Law, 5728-1968 (“the Securities Law”) or section 25 of the Joint Investment Trusts Law, 5754-1994 (“the Joint Investment Trusts Law “), as applicable. The products are being offered to a limited number of investors (35 investors or fewer during any given 12 month period) and/or those categories of investors listed in the First Addendum (“the Addendum”) to the Securities Law, “Sophisticated Investors”) who in each case have provided written confirmation that they qualify as Sophisticated Investors, and that they are aware of the consequences of such designation and agree thereto; in all cases under circumstances that will fall within the private placement or other exemptions of the Joint Investment Trusts Law, the Securities Law and any applicable guidelines, pronouncements or rulings issued from time to time by the Israel Securities Authority.

This prospectus or this document may not be reproduced or used for any other purpose, nor be furnished to any other person other than those to whom copies have been sent. Any offeree who purchases a product is purchasing such product for its own benefit and account and not with the aim or intention of distributing or offering such product to other parties (other than, in the case of an offeree which is a Sophisticated Investor by virtue of it being a banking corporation, portfolio manager or member of the Tel-Aviv Stock Exchange, as defined in the Addendum, where such offeree is purchasing a product for another party which is a Sophisticated Investor).

Nothing in this document should be considered investment advice or investment marketing as defined in the Regulation of Investment Counselling, Investment Marketing and Portfolio Management Law, 5755-1995. Investors are encouraged to seek competent investment counselling from a locally licensed investment counsel prior to making the investment. A recipient of this document may be required to provide confirmation that it is a Sophisticated Investor purchasing a product for its own account or, where applicable, for other Sophisticated Investors.