

# Introducing a new era for Value investing: WisdomTree's shareholder yield approach

Published 10 December 2025

**Ayush Babel**

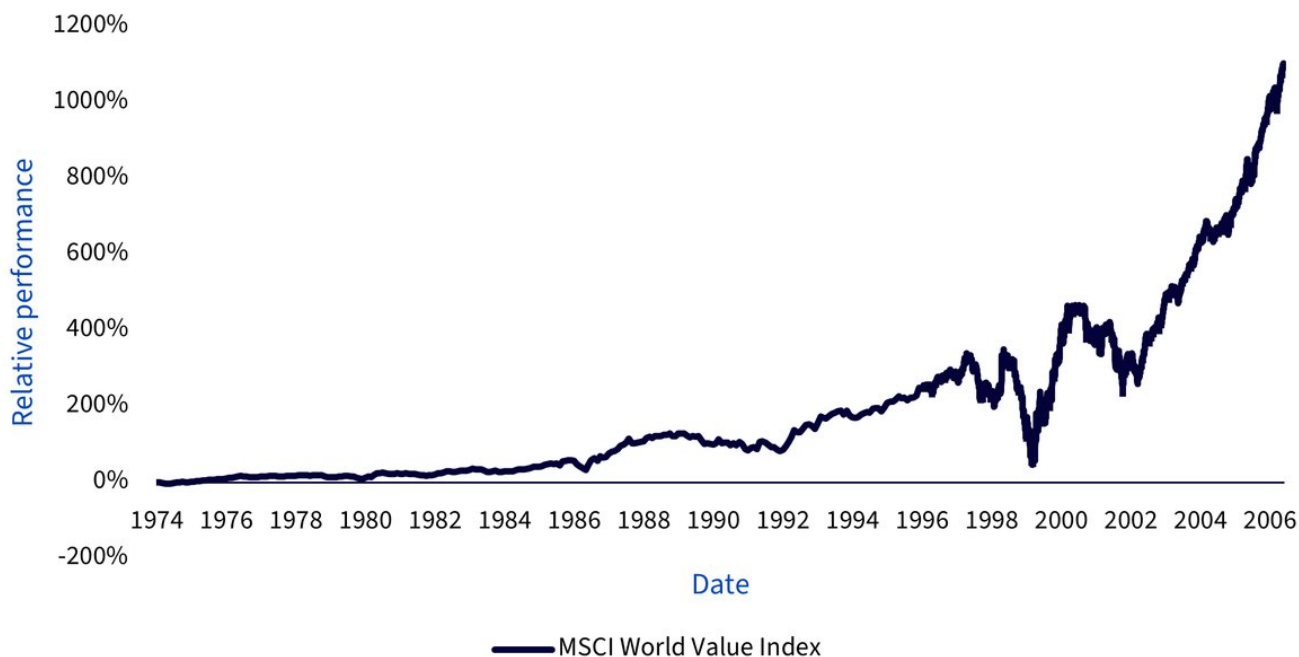
Director, Quantitative Research

## Key Takeaways

- While traditional value metrics like price-to-book have faltered in an economy dominated by intangible assets and asset-light business models, the underlying value premium remains relevant—what needs to change is how we define and measure value.
- Shareholder yield, which blends dividends and net buybacks, provides a more complete and dependable indicator of sustainable value creation, avoiding many of the pitfalls and distortions that have weakened traditional value strategies.
- WisdomTree's new Value range brings this modern approach to life by focusing on capital-return discipline and integrating quality-driven risk filters, resulting in a more resilient and forward-looking way to capture the value factor.
- Related Products WisdomTree Global Value UCITS ETF - USD Acc, WisdomTree US Value UCITS ETF - USD Acc, WisdomTree Europe Value UCITS ETF - EUR Acc Find out more

Value investing is one of the most established and time-tested investment philosophies. Rooted in the work of Benjamin Graham and David Dodd in the early 20th century, it rests on the simple yet powerful premise that buying companies at a discount to their intrinsic value can generate superior long-term returns. Over the decades, this idea has been reinforced by both academic evidence, most notably the Fama–French high minus low (HML) factor, and real-world success stories, including those of legendary investors such as Warren Buffett. For much of the modern investment era, particularly from the mid-1970s up until the Global Financial Crisis (GFC), cheap stocks consistently outperformed the market, creating a persistent value premium that many investors came to rely on.

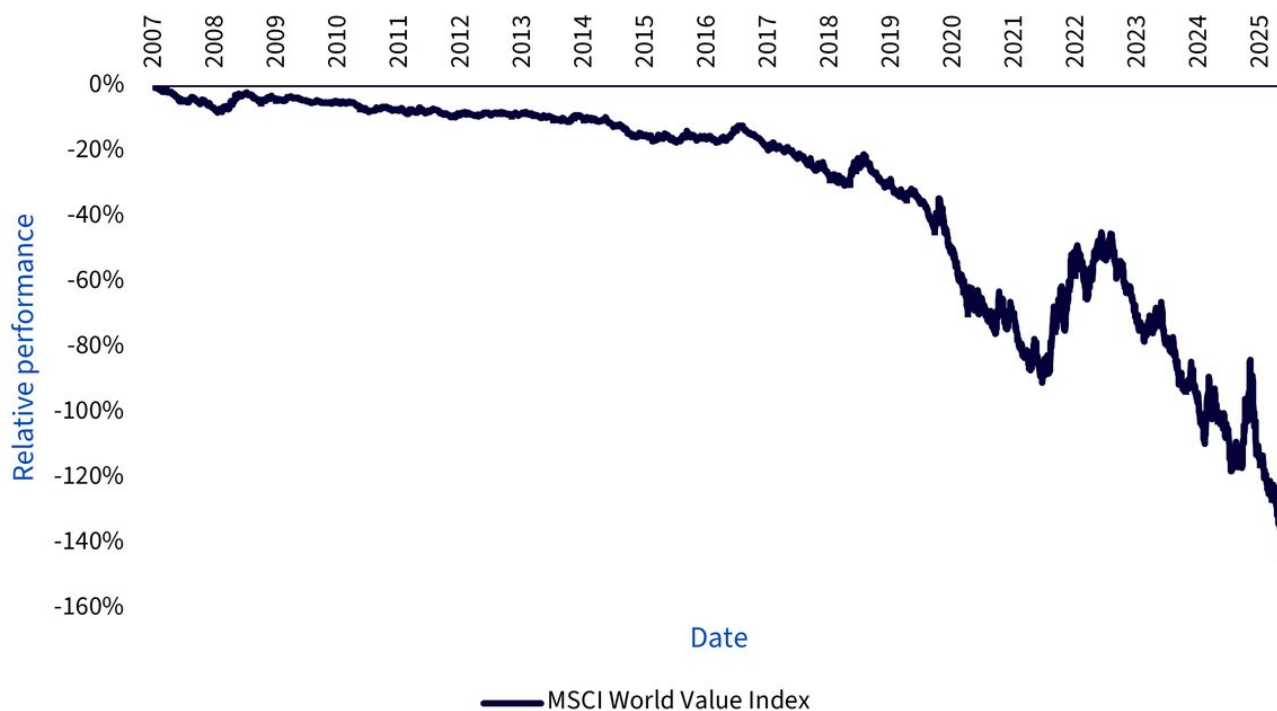
## Figure 1. Long-term outperformance of Value before the GFC Relative performance of MSCI World Value Index vs. MSCI World Index



Source: Factset, Bloomberg, MSCI. 31 Dec 1974 to 31 May 2007. Returns are annualised. **Historical performance is not an indication of future performance and any investment may go down in value.**

However, the narrative shifted dramatically after the GFC. For the most part of the last two decades, traditional value strategies, particularly those relying heavily on ratios such as price-to-book, have consistently underperformed. This has prompted many investors to question whether value investing has permanently lost its relevance or whether the metrics traditionally used to capture value have simply become outdated in an evolving economic landscape.

**Figure 2. Underperformance of Value since the GFC**  
**Relative performance of MSCI World Value Index vs. MSCI World Index**



Source: Factset, Bloomberg, MSCI. 31 May 2007 to 31 Oct 2025. Returns are annualised. **Historical performance is not an indication of future performance and any investment may go down in value.**

Traditional valuation metrics have faced structural headwinds in the post-GFC environment. The global economy has increasingly shifted toward intangible-heavy, asset-light businesses whose worth is poorly reflected in book value, diminishing the usefulness of price-to-book as a reliable signal. Meanwhile, an extended period of ultralow interest rates disproportionately favoured long-duration growth stocks, widening the gap between growth and value performance. Importantly, many traditional value screens continued to capture companies that were optically cheap but fundamentally weak, leading investors into value traps rather than sustainably profitable businesses. Taken together, these dynamics make clear that while the principles of value investing remain sound, the tools for identifying value must evolve.

## The shareholder yield approach

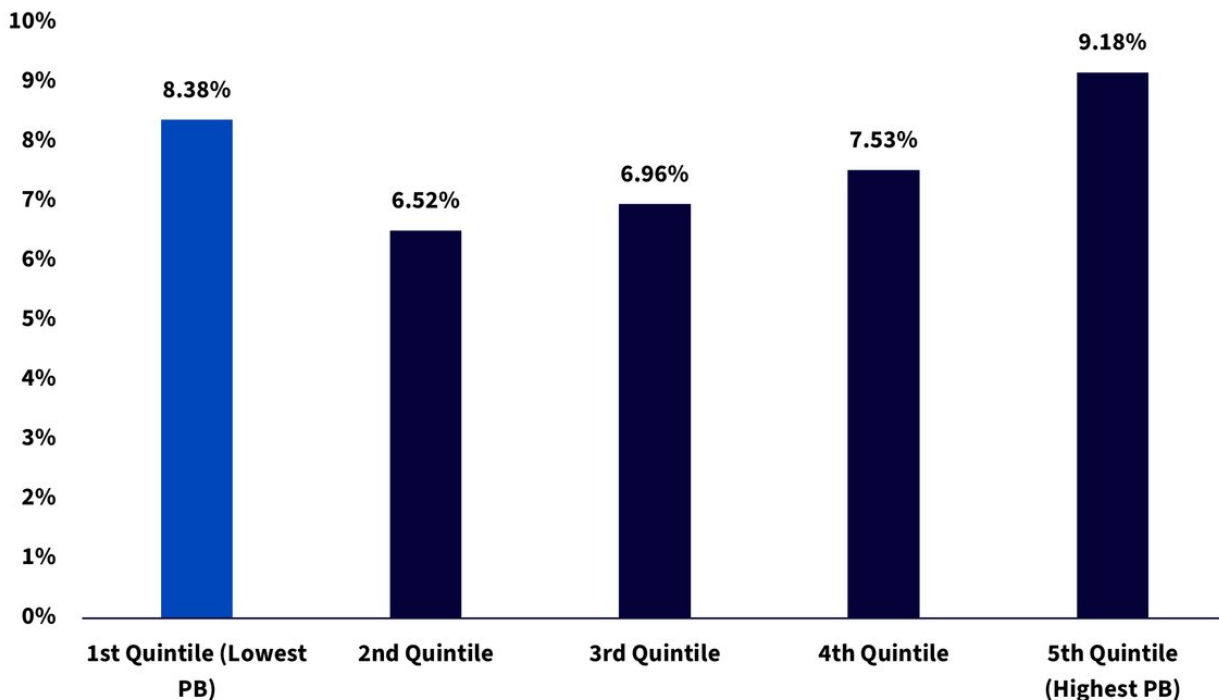
Against this backdrop, shareholder yield provides a more modern and intuitive way to define value. Shareholder yield measures the total capital a company returns to shareholders through dividends and net share buybacks. By capturing both forms of capital return, it offers a more complete view of how management deploys excess cash and reflects a company's discipline in allocating capital. This is especially relevant today, given that share buybacks have increasingly become the dominant mechanism through which companies return capital, often surpassing dividends in magnitude.

What makes shareholder yield particularly compelling as a valuation metric is its grounding in real cash flows. Whereas traditional accounting-based ratios can be distorted by intangible assets, write-downs or differences in accounting treatment, shareholder yield reflects management actions that are harder to

manipulate. Companies with high shareholder yield tend to share a common profile: steady profits, strong balance sheets and a disciplined approach to capital allocation. These traits align shareholder yield not only with value, but also with elements of quality, helping to avoid the fundamental deterioration often hidden within traditional low-multiple stocks.

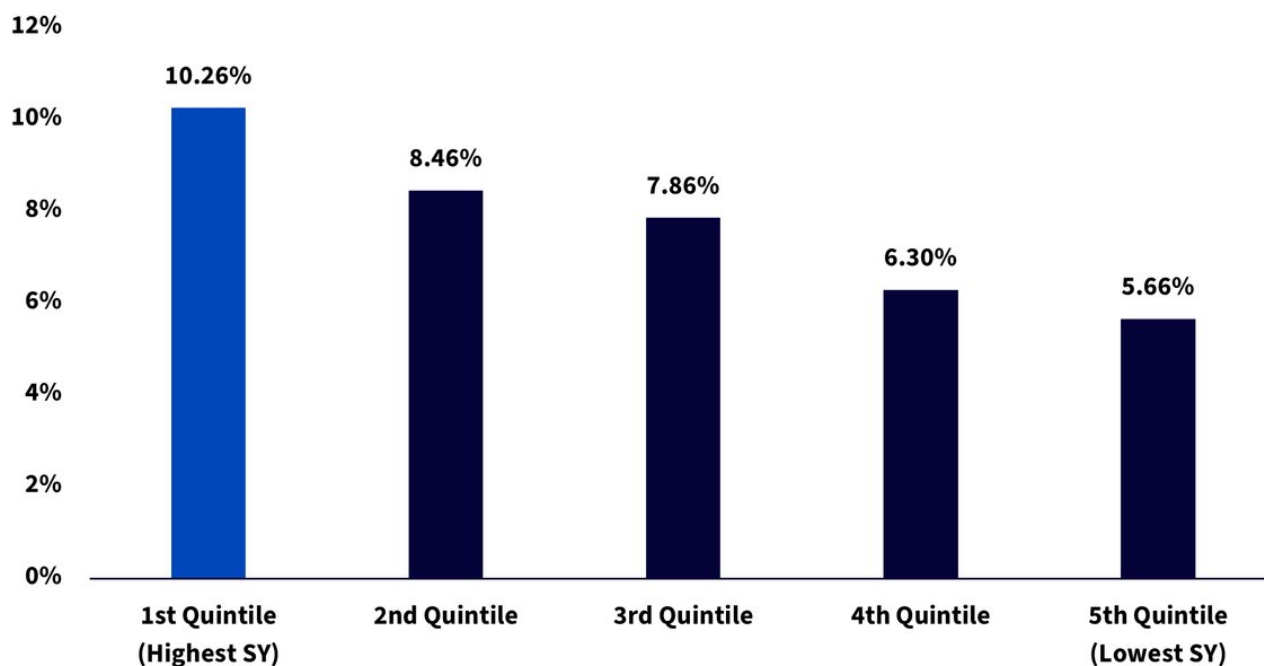
The empirical evidence highlights this distinction. When stocks are sorted by traditional metrics such as price-to-book, the lower P/B groups have often shown weaker performance in the post-GFC period. By contrast, when stocks are ranked on shareholder yield, the highest-yielding companies have consistently delivered stronger returns. This reveals that purely focusing on 'cheap' valuations is no longer a reliable indicator of value, whereas sustainable capital return remains a powerful signal of underlying strength.

### Figure 3. Lower P/B - price to book ratio (Traditional Value) translated into lower performance



Sources: WisdomTree, MSCI. From 31/12/2007 to 31/10/2025. Quintile portfolios created using end of December data each year and constituents are equally weighted. Price-to-Book = 1st quintile (lowest P/B) within the MSCI World Index. **You cannot invest directly in an index. Past performance is not indicative of future returns.**

### Figure 4. Higher shareholder (WisdomTree Value) yield translated into higher performance



Sources: WisdomTree, MSCI. From 31/12/2007 to 31/10/2025. Quintile portfolios created using end of December data each year and constituents are equally weighted. Shareholder yield = 1st quintile (highest shareholder yield) within the MSCI World Index. **You cannot invest directly in an index. Past performance is not indicative of future returns.**

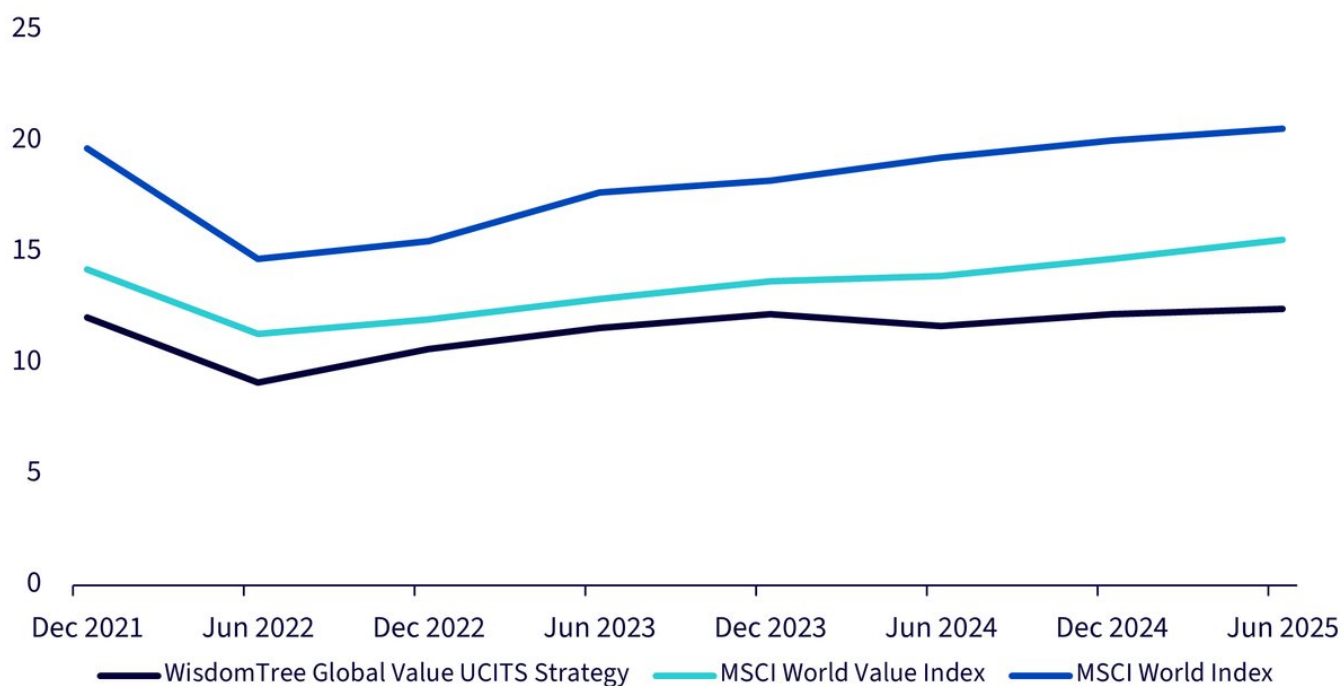
## Introducing the WisdomTree Value ETFs range

Value investing works best when it captures companies that can sustainably return capital, not simply those that appear cheap on traditional accounting measures. WisdomTree's shareholder yield range is built around this modern interpretation of value. The strategy begins with a broad universe of liquid large- and mid-cap stocks across developed markets and applies responsible exclusions to remove companies that breach UN Global Compact principles or operate in sectors with significant negative externalities such as controversial weapons, tobacco, thermal coal, unconventional oil and gas and small arms.

From this refined universe, companies are ranked on shareholder yield, and the top 30% are selected within respective regions (US, Europe and other developed markets). Recognising that high capital return alone can sometimes mask underlying weakness, WisdomTree incorporates its Composite Risk Score (CRS), a blend of quality and momentum indicators, to filter out potential value traps. Companies in the bottom CRS quantile, those with unusually high dividend yields that are not supported by fundamentals, and those that have not meaningfully reduced their shares outstanding over the past year, are systematically removed. The resulting portfolio emphasises sustainable capital discipline while preserving the valuation characteristics investors expect from a value strategy.

This approach consistently produces portfolios with lower price multiples compared to broad market and traditional value benchmarks. For example, the forward price-to-earnings multiples of the WisdomTree Value strategy have remained below those of MSCI World Value and MSCI World, demonstrating the strategy's ability to maintain a strong value tilt through time while avoiding fundamental deterioration.

### Figure 5: WisdomTree Value strategy has a lower forward price to earnings multiple through time versus benchmarks



Sources: WisdomTree, FactSet, MSCI®. From Dec 2021 to Jun 2025. **Past performance is not indicative of future results. You cannot invest directly in an index.**

### Conclusion: a modern value investing solution for current times

Value investing is not dead, but it must evolve. The post-GFC environment exposed the limitations of relying solely on traditional valuation ratios designed for an industrial-era balance sheet. As business models shift, intangibles rise in importance and capital allocation practices change, investors need a more complete measure of value, one that reflects both the financial strength of a company and its willingness to return capital to shareholders.

Shareholder yield provides this modern lens. By combining dividends and buybacks, it captures sustainable value creation in a way that traditional metrics no longer can. In a world where equity markets and particularly growth investing have become increasingly dominated by a narrow group of mega cap names, a shareholder yield-driven value approach offers a balanced counterweight, helping investors diversify away from concentrated growth leadership while still maintaining discipline and quality.

WisdomTree's shareholder yield strategies bring this philosophy to life through a systematic process designed to preserve the value premium while avoiding the pitfalls that have weighed on traditional value approaches. For today's markets, this represents a more relevant, resilient and forward-looking way to access the value factor.

The strategy is offered in 3 regional UCITS exposures:

- [WisdomTree Global Value UCITS ETF](#) (Developed markets)
- [WisdomTree US Value UCITS ETF](#) (United States)
- [WisdomTree Europe Value UCITS ETF](#) (Developed European markets)

## Important Risks Related to this Article

### IMPORTANT INFORMATION

**Marketing communications issued in the European Economic Area (“EEA”):** This document has been issued and approved by WisdomTree Ireland Limited, which is authorised and regulated by the Central Bank of Ireland.

**Marketing communications issued in jurisdictions outside of the EEA:** This document has been issued and approved by WisdomTree UK Limited, which is authorised and regulated by the United Kingdom Financial Conduct Authority.

WisdomTree Ireland Limited and WisdomTree UK Limited are each referred to as “WisdomTree” (as applicable). Our Conflicts of Interest Policy and Inventory are available on request.

This marketing communication has been prepared for professional investors, but the WisdomTree products set out in this document may be available in some jurisdictions to any investors, subject to applicable laws and regulations. As the product may not be authorised or its offering may be restricted in your jurisdiction, it is the responsibility of every person or entity to satisfy themselves as to the full observance of the laws and regulations of the relevant jurisdiction. Prior to any application investors are advised to take all necessary legal, regulatory, tax and investment advice on the suitability and consequences of an investment in the products. Past performance is not a reliable indicator of future performance. Any historical performance included in this document may be based on back testing. Back testing is the process of evaluating an investment strategy by applying it to historical data to simulate what the performance of such strategy would have been. Back tested performance is purely hypothetical and is provided in this document solely for informational purposes. Back tested data does not represent actual performance and should not be interpreted as an indication of actual or future performance. The value of any investment may be affected by exchange rate movements. Any decision to invest should be based on the information contained in the appropriate prospectus and after seeking independent investment, tax and legal advice. These products may not be available in your market or suitable for you. The content of this document does not constitute investment advice nor an offer for sale nor a solicitation of an offer to buy any product or make any investment.

An investment in exchange-traded products (“ETPs”) is dependent on the performance of the underlying index, less costs, but it is not expected to match that performance precisely. ETPs involve numerous risks including among others, general market risks relating to the relevant underlying index, credit risks on the provider of index swaps utilised in the ETP, exchange rate risks, interest rate risks, inflationary risks, liquidity risks and legal and regulatory risks.

The information contained in this document is not, and under no circumstances is to be construed as, an advertisement or any other step in furtherance of a public offering of shares in the United States or any province or territory thereof, where none of the issuers or their products are authorised or registered for distribution and where no prospectus of any of the issuers has been filed with any securities commission or regulatory authority. No document or information in this document should be taken, transmitted or

distributed (directly or indirectly) into the United States. None of the issuers, nor any securities issued by them, have been or will be registered under the United States Securities Act of 1933 or the Investment Company Act of 1940 or qualified under any applicable state securities statutes.

This document may contain independent market commentary prepared by WisdomTree based on publicly available information. Although WisdomTree endeavours to ensure the accuracy of the content in this document, WisdomTree does not warrant or guarantee its accuracy or correctness. Any third party data providers used to source the information in this document make no warranties or representation of any kind relating to such data. Where WisdomTree has expressed its own opinions related to product or market activity, these views may change. Neither WisdomTree, nor any affiliate, nor any of their respective officers, directors, partners, or employees accepts any liability whatsoever for any direct or consequential loss arising from any use of this document or its contents.

This document may contain forward looking statements including statements regarding our belief or current expectations with regards to the performance of certain assets classes and/or sectors. Forward looking statements are subject to certain risks, uncertainties and assumptions. There can be no assurance that such statements will be accurate and actual results could differ materially from those anticipated in such statements. WisdomTree strongly recommends that you do not place undue reliance on these forward-looking statements.

### **WisdomTree Issuer ICAV**

The products discussed in this document are issued by WisdomTree Issuer ICAV ("WT Issuer"). WT Issuer is an umbrella investment company with variable capital having segregated liability between its funds organised under the laws of Ireland as an Irish Collective Asset-management Vehicle and authorised by the Central Bank of Ireland ("CBI"). WT Issuer is organised as an Undertaking for Collective Investment in Transferable Securities ("UCITS") under the laws of Ireland and shall issue a separate class of shares ("Shares") representing each fund.

The Fund is described in a Key Information Document (KID) or Key Investor Information Document (KIID) for UK investors, and the prospectus of WT Issuer ("WT Prospectus"). A copy of the WT Prospectus and the KID / KIID is available, for EEA/UK only, in English at [www.wisdomtree.eu](http://www.wisdomtree.eu). Where required under national rules, the KID will also be available in the local language of the relevant EEA Member State. Investors should read the WT Prospectus before investing and should refer to the section of the WT Prospectus entitled »Risk Factors¼ for further details of risks associated with an investment in the Shares.

The [summary of investor rights](#) associated with an investment in the fund is available in English on WisdomTree Europe's website. WisdomTree Management Limited may decide to terminate the arrangements made for the marketing of its collective investment undertakings. In such circumstances, shareholders in the affected EEA Member State will be notified of this decision and will be provided with the opportunity to redeem their shareholding in the fund free of any charges or deductions for at least 30 working days from the date of such notification.

## Notice to Investors in Switzerland – Qualified Investors

This document constitutes an advertisement of the financial product(s) mentioned herein.

The prospectus and the key investor information documents (KIID) are available from WisdomTree's website: <https://www.wisdomtree.eu/en-ch/resource-library/prospectus-and-regulatory-reports>

Some of the sub-funds referred to in this document may not have been registered with the Swiss Financial Market Supervisory Authority ("FINMA"). In Switzerland, such sub-funds that have not been registered with FINMA shall be distributed exclusively to qualified investors, as defined in the Swiss Federal Act on Collective Investment Schemes or its implementing ordinance (each, as amended from time to time). The representative and paying agent of the sub-funds in Switzerland is Société Générale Paris, Zurich Branch, Talacker 50, PO Box 5070, 8021 Zurich, Switzerland. The prospectus, the key investor information documents (KIID), the articles of association and the annual and semi-annual reports of the sub-funds are available free of charge from the representative and paying agent. As regards distribution in Switzerland, the place of jurisdiction and performance is at the registered seat of the representative and paying agent.

### For Investors in France:

The information in this document is intended exclusively for professional investors (as defined under the MiFID) investing for their own account and this material may not in any way be distributed to the public. The distribution of the Prospectus and the offering, sale and delivery of Shares in other jurisdictions may be restricted by law. WT Issuer is a UCITS governed by Irish legislation, and approved by the Financial Regulatory as UCITS compliant with European regulations although may not have to comply with the same rules as those applicable to a similar product approved in France. The Fund has been registered for marketing in France by the Financial Markets Authority (Autorité des Marchés Financiers) and may be distributed to investors in France. Copies of all documents (i.e. the Prospectus, the Key Investor Information Document, any supplements or addenda thereto, the latest annual reports and the memorandum of incorporation and articles of association) are available in France, free of charge at the French centralizing agent, Societe Generale at 29, Boulevard Haussmann, 75009, Paris, France. Any subscription for Shares of the Fund will be made on the basis of the terms of the prospectus and any supplements or addenda thereto.

**For Investors in Malta:** This document does not constitute or form part of any offer or invitation to the public to subscribe for or purchase shares in the Fund and shall not be construed as such and no person other than the person to whom this document has been addressed or delivered shall be eligible to subscribe for or purchase shares in the Fund. Shares in the

Fund will not in any event be marketed to the public in Malta without the prior authorisation of the Maltese Financial Services Authority.

Certain information contained herein (the "Information") is sourced from/copyright of MSCI Inc., MSCI ESG Research LLC, or their affiliates ("MSCI"), or information providers (together the "MSCI Parties") and may have been used to calculate scores, signals, or other indicators. The Information is for internal use only and

may not be reproduced or disseminated in whole or part without prior written permission. The Information may not be used for, nor does it constitute, an offer to buy or sell, or a promotion or recommendation of, any security, financial instrument or product, trading strategy, or index, nor should it be taken as an indication or guarantee of any future performance. Some funds may be based on or linked to MSCI indexes, and MSCI may be compensated based on the fund's assets under management or other measures. MSCI has established an information barrier between index research and certain Information. None of the Information in and of itself can be used to determine which securities to buy or sell or when to buy or sell them. The Information is provided "as is" and the user assumes the entire risk of any use it may make or permit to be made of the Information. No MSCI Party warrants or guarantees the originality, accuracy and/or completeness of the Information and each expressly disclaims all express or implied warranties. No MSCI Party shall have any liability for any errors or omissions in connection with any Information herein, or any liability for any direct, indirect, special, punitive, consequential or any other damages (including lost profits) even if notified of the possibility of such damages.