

# What's Hot: Takaichi trades: buy Japan post-election

Published 6 October 2025

**Aneeka Gupta**

Director, Macroeconomic Research, WisdomTree Europe

## Key Takeaways

- Takaichi's victory sets a pro-growth tone, with a front-loaded fiscal package.
- With US auto tariffs at 15% and the Bank of Japan (BoJ) and Takaichi favouring gradual policy, a contained yen supports exporters and margins.
- For targeted access to Japan's leading exporters with less currency noise, the WisdomTree Japan Equity UCITS ETF focuses on dividend paying global manufacturers.
- Related Products WisdomTree Japan Equity UCITS ETF - USD Hedged, WisdomTree Japan Equity UCITS ETF - USD Acc, WisdomTree Japan Equity UCITS ETF - EUR Hedged Acc, WisdomTree Japan Equity UCITS ETF - CHF Hedged Acc, WisdomTree Japan Equity UCITS ETF - USD Hedged Acc Find out more

Sanae Takaichi has won the leadership of the Liberal Democratic Party (LDP). Her election marks a historic turning point in Japanese politics as the LDP's first female president. The symbolism and characterisation as Abe 2.0 is powerful, yet markets care more about the mandate and policies that follow. The LDP has lost its majorities in both chambers, so the new leader must build bridges across a fragmented Diet, steady household confidence and convince a younger electorate that policy can deliver.

## Fiscal stance and industry priorities

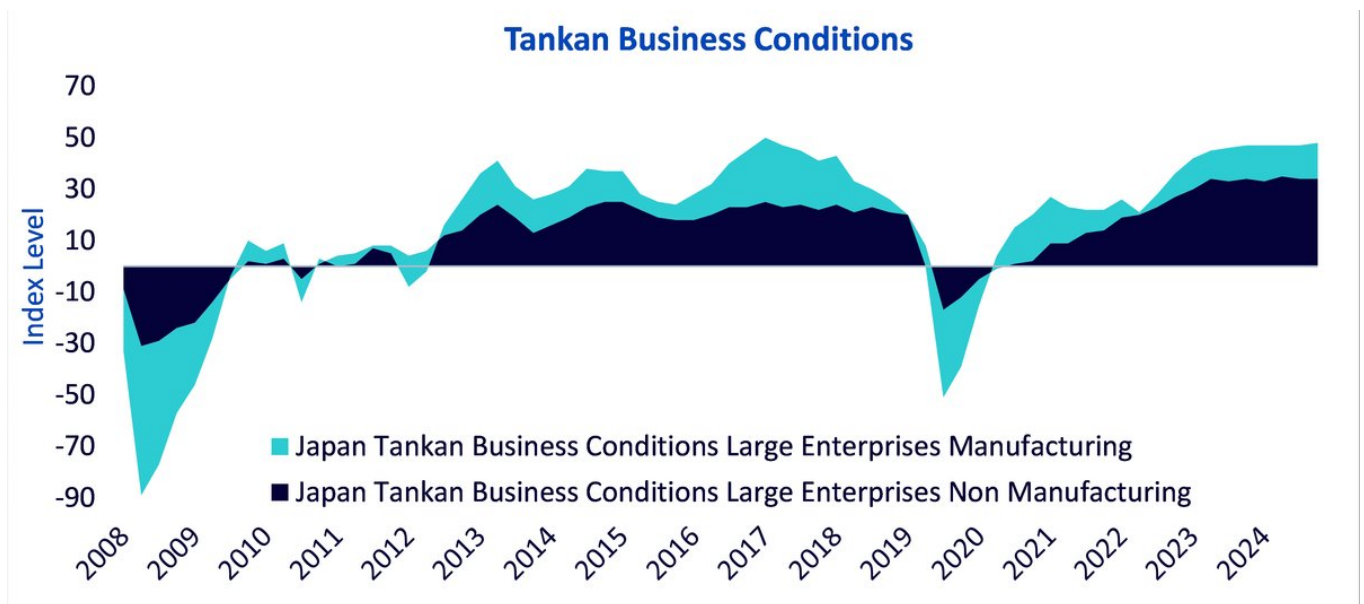
The election results add an important fiscal angle. Takaichi has signalled an active use of the budget while promising responsibility. She has discussed a flat tax programme that can lower rates to 10% -- something that would boost consumption. She advocates strengthening Japan's semiconductor industry as part of her economic security agenda, which should benefit tech exporters via policy support alongside a weakened Yen.

The early expectation is for a front-loaded package that leans into public investment, energy security and defence. If that is the mix, the curve is likely to steepen, long-term yields drift higher, and equities are poised to welcome the growth impulse. The risk is that a thin governing margin forces political compromise, yet the direction of travel points to a modestly larger fiscal footprint that tries to put real income back into households without derailing the disinflation path now under way.

## Tankan report confirms demand is holding

The political context matters because the economic backdrop is better than the headlines suggest. The latest Tankan survey showed a gentle but broad pulse. Large manufacturers lifted their diffusion index to +14 in Q3 from +13 as illustrated in the chart. Large non-manufacturers held constant at +34. Medium sized factories rose to +12 and small producers stayed just above water at +1. That pattern suggests domestic demand is firm enough to offset some external stress. It also says pricing power is not confined to a few export champions. Services remain resilient, even if hospitality had a soft patch during the heat of summer.

**Figure 1: Tankan Business conditions – Large Enterprises**



Source: Bloomberg, WisdomTree as of 30 September 2025. **Historical performance is not an indication of future performance and any investments may go down in value.**

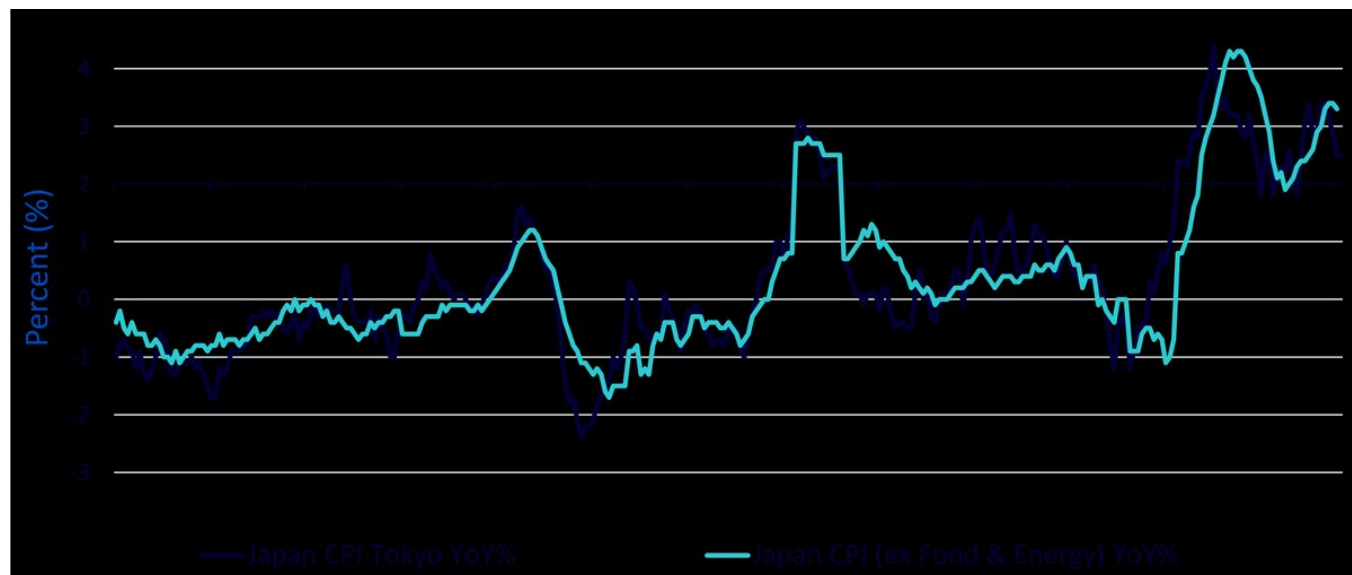
## Tariffs and localisation

Trade policy has also moved from existential threat to manageable constraint. Tokyo and Washington have largely wrapped up a trade deal that caps auto tariffs at 15% rather than the original 25%. That is still a headwind for margins in parts of the value chain, yet the worst case has receded. Japanese manufacturers have long since diversified production. Automakers assemble most North American sales inside the region. Industry data shows that 70% of Japanese-brand vehicles sold in the US are made in North America<sup>1</sup>. Machinery and electrical firms have meaningful footprints across Association of the Southeast Asian Nations (ASEAN) and Europe. According to the latest Asia and Oceania survey, 71.5% of Japanese manufacturers developed new suppliers over the past 5 years<sup>2</sup>. When tariffs change, production schedules change with them.

## Policy Watch at the Bank of Japan

Monetary policy sits in the middle of this story. Governor Ueda has kept his options open. Inflation has been above the target since October 2022, yet the Bank of Japan (BOJ) wants more evidence that the underlying trend is sustained by wages and demand.

### Figure 2 – Key inflation gauges above Bank of Japan’s 2% target



Source: Bloomberg, WisdomTree as of 30 September 2025. **Historical performance is not an indication of future performance and any investments may go down in value.**

The Osaka speech<sup>3</sup> reminded markets that the Board will move if the baseline for activity and prices is realised, while giving no explicit timing. The odds of an October rate hike have risen. The cross currents are well known. The BOJ would prefer not to hike into a fresh round of tariff uncertainty, yet the Tankan and wage trackers are consistent with cautious normalisation. Takaichi has also called for monetary policy to stay easy, saying that the BOJ shouldn’t raise borrowing costs<sup>4</sup>.

## Exporter mix and sector momentum

Takaichi’s victory brings a larger and earlier fiscal package than a more reform first alternative would have delivered. That should support consumption. It may also keep the yen contained if the market reads the policy mix as growth friendly rather than inflationary. A contained yen tends to be good for exporters. Factory automation and electrical machinery still benefit from reshoring and from the energy transition build out. Semiconductor equipment and components remain tied to a healing capital spending cycle in chips, with Artificial Intelligence (AI) orders the swing factor. These are export oriented sectors where Japan retains deep competitive moats.

## Corporate reform and Shareholder return

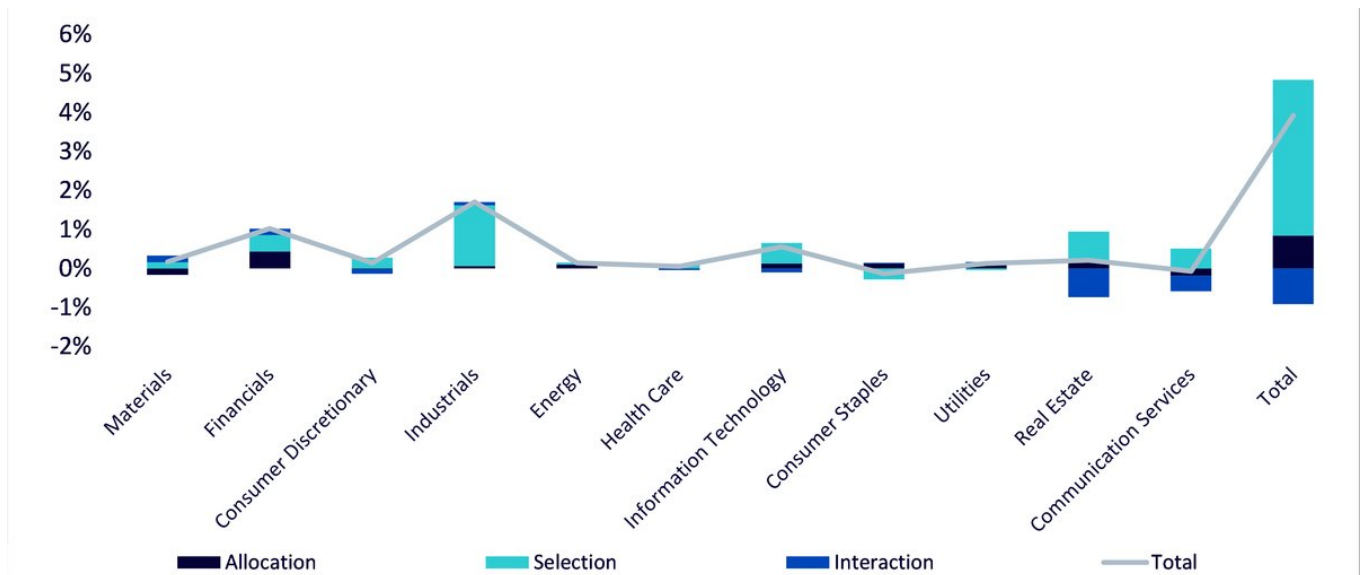
Corporate behaviour has been the quiet force behind the recent strength in equity markets. Boards are returning more cash. Authorisations for buybacks have surged and dividends are trending higher. The Tokyo Stock Exchange's push on cost of capital and on low price to book laggards continues to change incentives. Idle assets are being sold. Cross holdings are slowly unwound. The outcome is a thicker cushion under per share earnings when top line growth is modest. It is also the reason why any cyclical pause feels less threatening than in past decades. Companies have more tools to defend results. They also have stronger balance sheets.

## Capturing the opportunity with WisdomTree

For investors seeking to capitalise on Sanae Takaichi's victory and sector specific opportunities, the [WisdomTree Japan Equity UCITS ETF USD Hedged](#) (Ticker: DXJ) offers a valuable solution. DXJ tracks the WisdomTree Japan Hedged Equity UCITS Index (Ticker: WTIDJHUT) fundamentally weighted index that selects Japanese companies deriving at least 20% of revenue from overseas markets, with a strong emphasis on high dividend paying exporters and industrial cyclicals.

This aligns well with the expected beneficiaries of Sanae Takaichi's victory and sector specific mix. In addition, DXJ has meaningful allocations to materials, financials and industrials, sectors that are expected to benefit from increased fiscal stimulus and a steeper Japanese yield curve. Over the past 10 years, the WisdomTree Japan Hedged Equity UCITS Index outperformed the MSCI Japan Index by 3.94% benefitting from its allocation to financials, industrials, information technology, real estate and communication services.

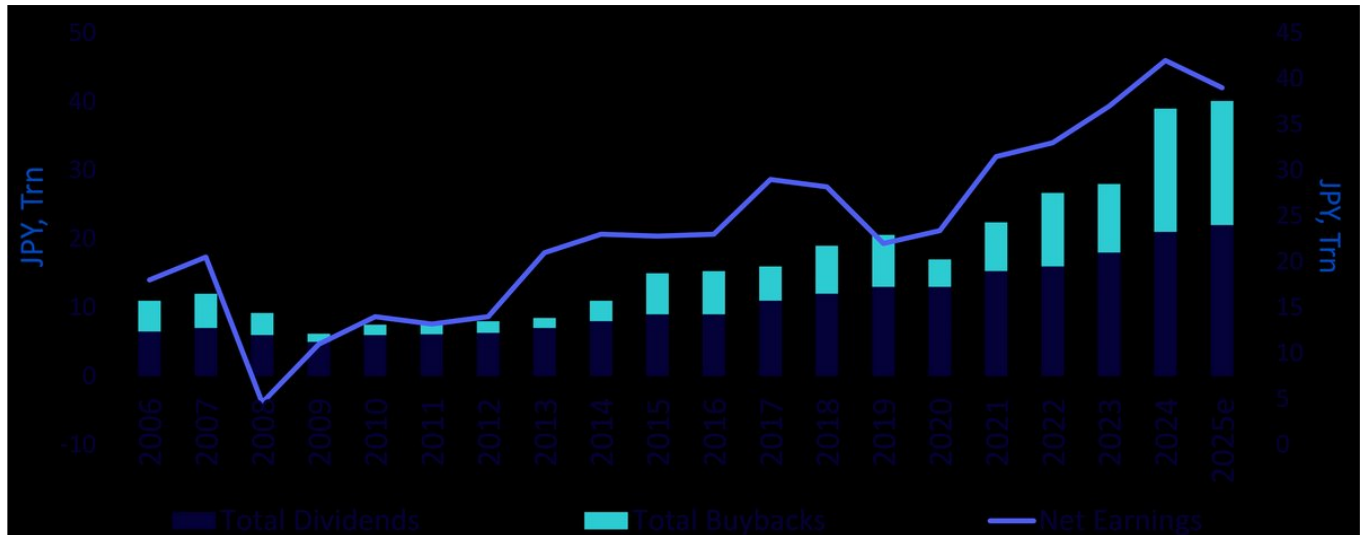
### Figure 3 – Sector Attribution over 10 Years



Source: FactSet, WisdomTree from 31 August 2015 to 29 August 2025. **Historical performance is not an indication of future performance and any investments may go down in value.**

DXJ incorporates a dividend weighting methodology that tilts toward higher-quality companies with stable cash flows and strong shareholder return profiles. As investor preference rotates toward income-generating, capital-efficient businesses, DXJ is well placed to capture this shift. This dividend orientation also aligns with the ongoing transformation in Japanese corporate behaviour, where firms are increasingly deploying capital via share buybacks and higher dividends—trends that have accelerated since the implementation of governance reforms and Tokyo Stock Exchange (TSE) pressure for improved Return on Equity (ROE).

**Figure 4: Total Shareholder Payout**



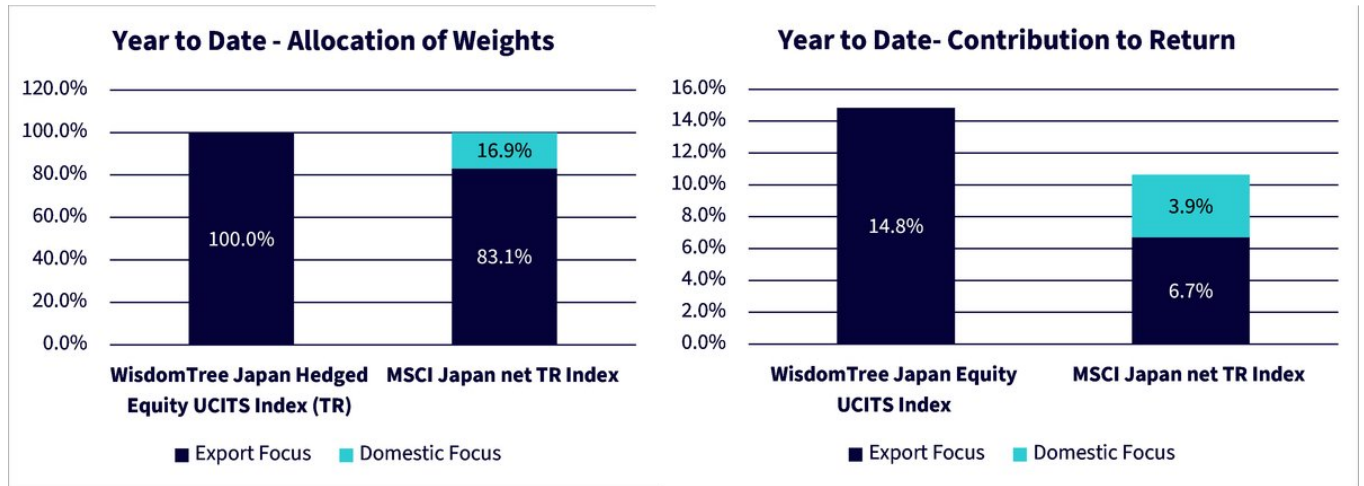
Source: Universe of Tokyo Stock Exchange and Prime Market firms; net profits in FY25 based on latest Toyo Keizai forecasts, Bloomberg, FactSet as of 30 June 2025. **Forecasts are not an indicator of future performance and any investments are subject to risks and uncertainties.**

## Currency-Hedged Structure Enhances Return Stability

A core feature of DXJ is its built-in USD hedging, which significantly reduces the impact of yen depreciation on total returns. DXJ helps isolate equity alpha from FX noise, providing a cleaner and more stable source of return.

This is especially important at a time when global macro conditions, particularly diverging central bank policies are driving substantial currency volatility. Year to Date (YtD), the WisdomTree Japan Hedged Equity UCITS Index outperformed the MSCI Japan Index by 4.8% benefitting from its higher allocation to Japanese exporters.

**Figure 5: Attribution of Returns Year to Date based on geographic revenue exposure**



Source: FactSet, WisdomTree from 31 December 2024 of 29 August 2025. **Historical performance is not an indication of future performance and any investments may go down in value.**

## Conclusion

Japan has a new political anchor and a clearer economic path. The Tankan shows demand holding. Trade frictions look manageable. The BoJ is edging toward normalisation without choking growth. Corporate reform is turning cash into returns. In this mix, a currency-hedged tilt to global exporters offers targeted access to earnings resilience with less currency noise.

- 1 JETRO, Japan External Trade Organisation
- 2 JETRO, Japan External Trade Organisation
- 3 Bank of Japan, 3 October 2025
- 4 Kyodo News as of 2 October 2025

## Important Risks Related to this Article

### Important Information

**Marketing communications issued in the European Economic Area (“EEA”):** This document has been issued and approved by WisdomTree Ireland Limited, which is authorised and regulated by the Central Bank of Ireland.

**Marketing communications issued in jurisdictions outside of the EEA:** This document has been issued and approved by WisdomTree UK Limited, which is authorised and regulated by the United Kingdom Financial Conduct Authority.

WisdomTree Ireland Limited and WisdomTree UK Limited are each referred to as “WisdomTree” (as applicable). Our Conflicts of Interest Policy and Inventory are available on request.

**For professional clients only. The information contained in this document is for your general information only and is neither an offer for sale nor a solicitation of an offer to buy securities or shares. This document should not be used as the basis for any investment decision. Investments may go up or down in value and you may lose some or all of the amount invested. Past performance is not necessarily a guide to future performance. Any decision to invest should be based on the information contained in the appropriate prospectus and after seeking independent investment, tax and legal advice.**

The application of regulations and tax laws can often lead to a number of different interpretations. Any views or opinions expressed in this communication represent the views of WisdomTree and should not be construed as regulatory, tax or legal advice. WisdomTree makes no warranty or representation as to the accuracy of any of the views or opinions expressed in this communication. Any decision to invest should be based on the information contained in the appropriate prospectus and after seeking independent investment, tax and legal advice.

This document is not, and under no circumstances is to be construed as, an advertisement or any other step in furtherance of a public offering of shares or securities in the United States or any province or territory thereof. Neither this document nor any copy hereof should be taken, transmitted or distributed (directly or indirectly) into the United States.

Although WisdomTree endeavours to ensure the accuracy of the content in this document, WisdomTree does not warrant or guarantee its accuracy or correctness. Where WisdomTree has expressed its own opinions related to product or market activity, these views may change. Neither WisdomTree, nor any affiliate, nor any of their respective officers, directors, partners, or employees accepts any liability whatsoever for any direct or consequential loss arising from any use of this document or its contents.