

Getting the most out of your commodity investment by optimising contract exposure

Published 13 March 2024

Luca Berlanda

Associate Director, Quantitative Research at WisdomTree in Europe

Key Takeaways

- Broad commodities are a great portfolio diversifier and have proven to be an excellent inflation hedge in recent years¹.
- The WisdomTree Enhanced Commodity UCITS ETF (WCOA) offers an optimised roll strategy.
- This strategy has the distinct advantages of having better long-term returns, lower volatility, lower drawdown risk, and a better ability to deal with shock events than simple front-month following strategies like the Bloomberg Commodity Index.
- Related Products WisdomTree Enhanced Commodity UCITS ETF - USD Acc Find out more

Broad commodities are a great portfolio diversifier and have proven to be an excellent inflation hedge in recent years². How you implement a commodity investment can make a big difference in terms of performance, risk characteristics and ability to deal with shock events. In this blog, we compare an optimised commodity strategy with a standard commodity benchmark and find that for long-term investors, the optimised strategy is superior in many dimensions.

The Bloomberg Commodity Index (BCOM) is seen as the benchmark commodity index in Europe, tracking a wide variety of commodities where commodity selection and weights are driven by the liquidity of underlying futures. BCOM focuses on the most liquid segment of the futures curves – around the front-end of the curve. However, investing in the first or second contract can be quite expensive, depending on the shape of the futures curve. Notably, when the curve is in contango (which has historically been the “normal” shape of futures curves), the so-called cost of carry can be a drag on performance. Very often commodity futures curves in contango are concave and so the implied cost of carry tends to be higher towards the front of the curve.

EBCI: Outperforms by optimising contract selection

The [WisdomTree Enhanced Commodity UCITS ETF \(WCOA\)](#), which tracks the performance of the Optimized Roll Commodity Total Return Index (EBCIWTT), uses the same starting weights as BCOM, but optimises performance by selecting the contract with the highest roll yield (or, conversely, the lowest cost of carry). Figure 1 illustrates how this methodology has historically influenced performance.

Figure 1: EBCIWTT and BCOM performance compared (index = 100 on 15/05/2001)



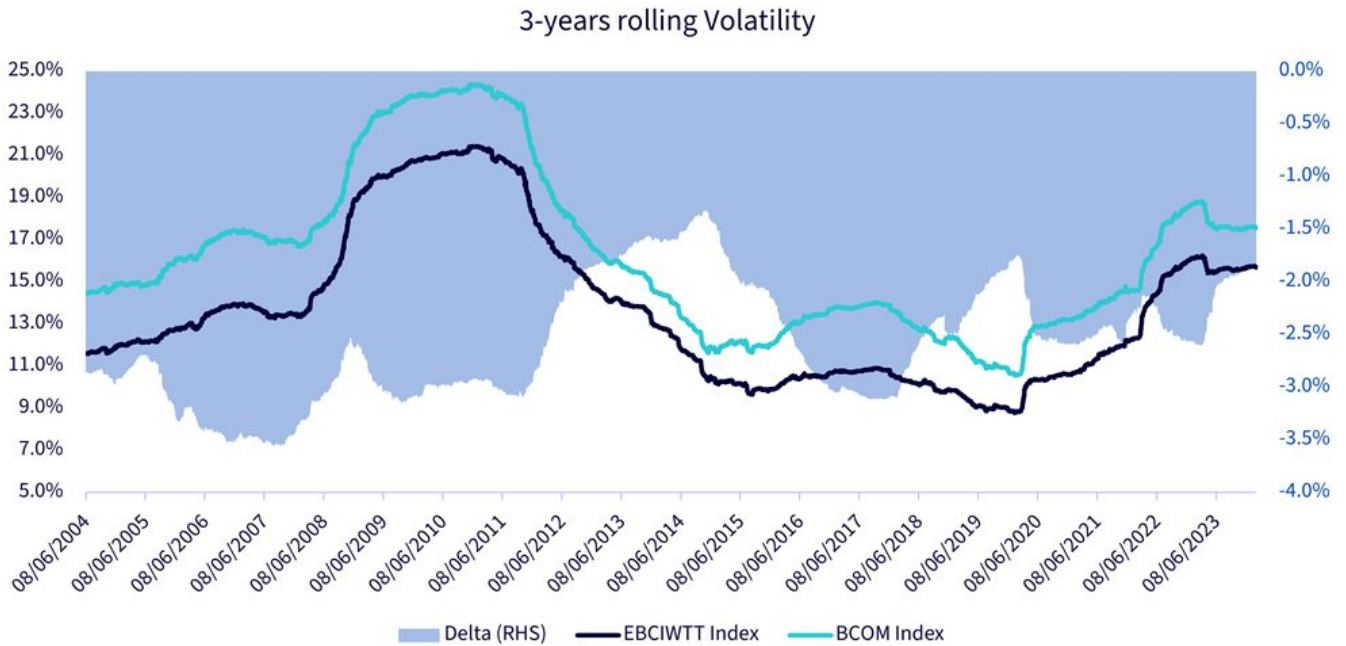
Source: Bloomberg. **Historical performance is not an indication of future results and any investments may go down in value.**

With a lower risk profile

Next, let's delve into the risk profile of this strategy. We'll explore whether the pursuit of better performance comes at the expense of increased risk. Specifically, we'll examine the three-year rolling volatility and the three-year rolling maximum drawdown.

Figure 2 illustrates that the strategy had between 3.5% and 1.5% less volatility compared to BCOM (see the shaded area measured on the right axis), with an average of roughly 2.5% lower volatility since inception.

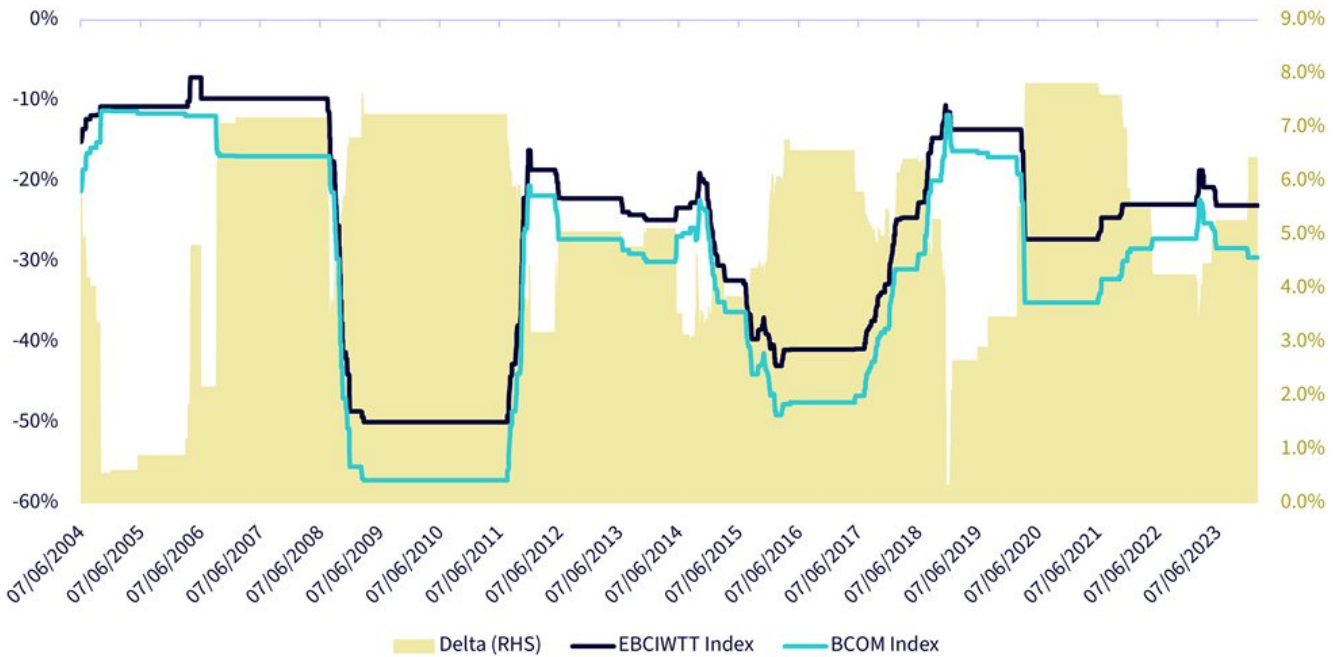
Figure 2: Three-year rolling volatility



Source: Bloomberg, WisdomTree. **Historical performance is not an indication of future results and any investments may go down in value.**

Figure 3 shows the three-year rolling maximum drawdown for EBCI has been better than BCOM at almost every point since inception. The difference in the drawdowns were as wide as 7% during the COVID pandemic, highlighting the optimised strategy’s ability to deal with the shock events in a more robust fashion.

Figure 3: Three-year rolling maximum drawdown

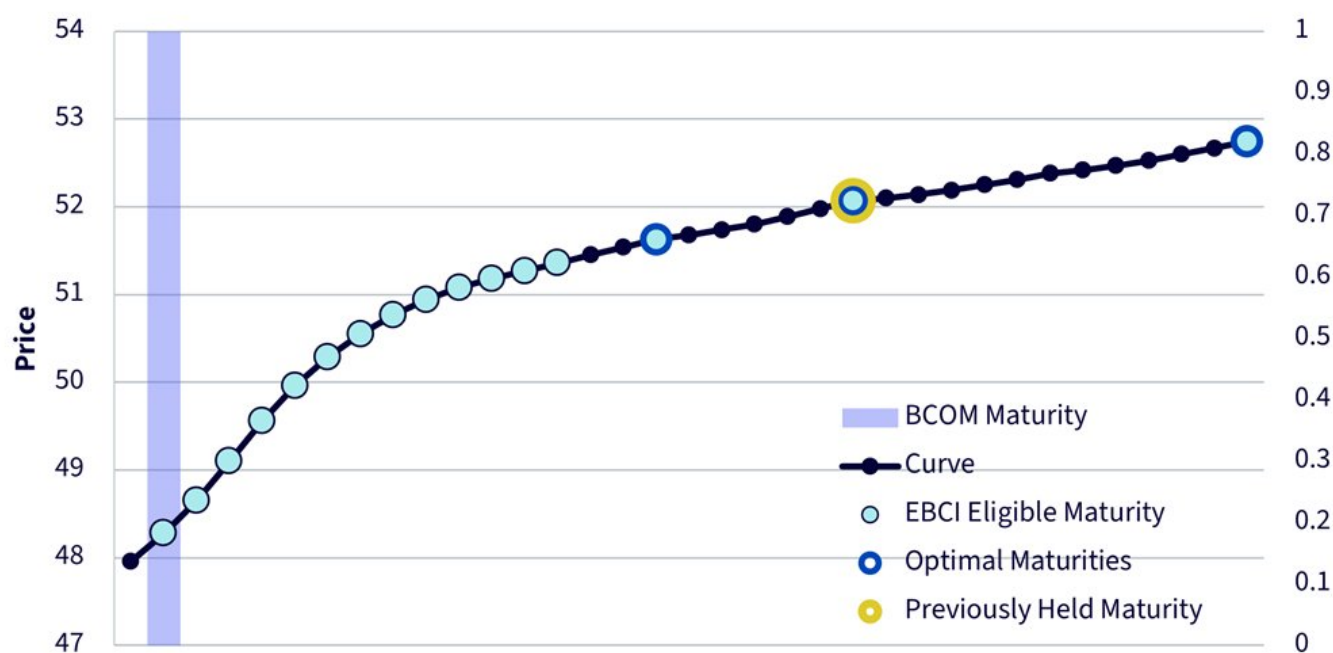


Source: Bloomberg, WisdomTree. **Historical performance is not an indication of future results and any investments may go down in value.**

WCOA’s contract selection methodology

Let’s dig a bit deeper on how EBCI achieves this by selecting the contract with the highest roll yield. As we said, the strategy usually selects the contract maturity with the highest implied roll yield. Let’s consider a hypothetical futures curve (see Figure 4). BCOM would normally select close to the front of the curve, like the light purple shaded area indicates. But EBCIWTT has a set of contracts it can choose from, which are marked by big, light blue dots. Contracts eligibility depends entirely on some stringent liquidity requirements, and that’s what makes EBCIWTT an interesting product from a liquidity profile.

Figure 4: Illustrative contract selection example



Source: WisdomTree. **Historical performance is not an indication of future results and any investments may go down in value.**

In order to pick one of those contracts, the strategy looks at the implied roll yield at the bottom of the chart. **The implied roll yield is defined as the expected performance to be generated by being invested in a given contract, assuming that the curve does not change shape. In this example, the contract with the highest roll yield is the farthest one.** For some contracts though, in order to limit turnover, the strategy switches maturity only if the one it holds is not amongst the best n implied roll yields (n is the 'rank order', and we set it to three in this example). In this case, the previously held maturity is in the optimal set, and so we remain invested in this one, even if its implied roll yield ranks second. If the strategy was to be invested in a contract closer to the front month, it would have switched to the contract 34 months far down the curve.

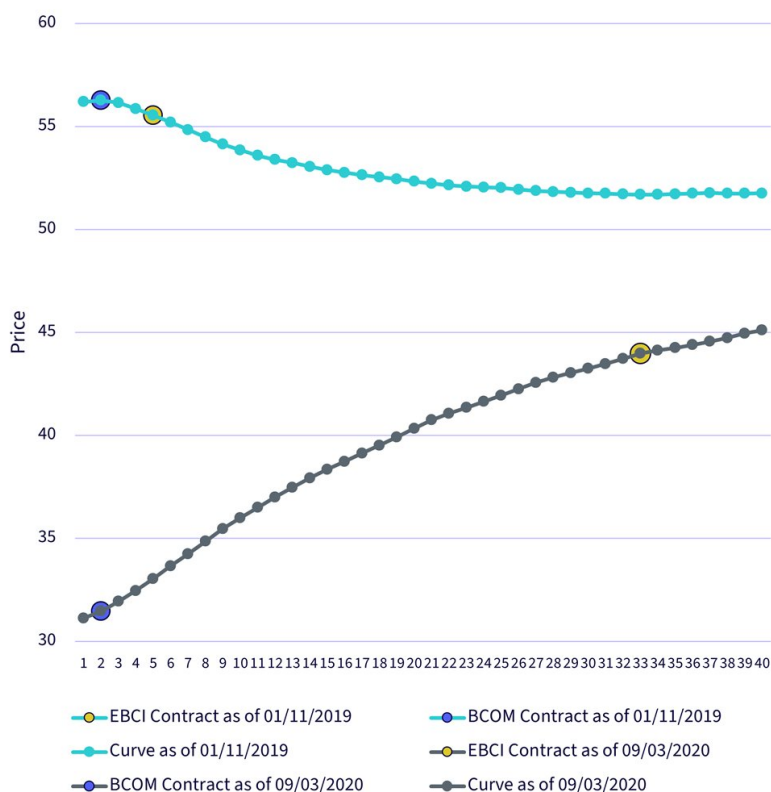
The strategy applies the same methodology for all the commodities within the BCOM index³. However, the optimal set is different for each commodity, with some commodities only having a 'set' of one, i.e. if there is an eligible contract on the curve with a better implied roll yield it will move to that contract on monthly rebalance.

A concrete example: Crude oil during the COVID pandemic

We illustrated above a fictitious example of how the contract selection works, but now we will see a real example to highlight how effective it has been in practice. We take WTI Oil as an example (see Figure 5), and we will analyse the period around the COVID pandemic. Before the COVID outburst, at the beginning of November 2019, the WTI Oil curve was in a slight backwardation, and Optimised Roll Commodity Total Return Index (EBCIWTT) was close to the front month of the curve (namely, in the fifth contract on the

curve). The pandemic broke out and the expectations for the global economy plummeted, dragging down oil prices. On the 9 March 2020, the day when EBCI started rolling the oil contract, the curve was in a deep contango (see gray line in Figure 2). The strategy then moved to the contract expiring in December 2022, more than two years out. On the other hand, BCOM stayed tied to the front part of the curve. Subsequently, the spot price continued to plunge, and with it all the front of the curve, while the back end remained better anchored. A few weeks after this price plunge, spot prices rebounded while the curve remained in contango.

Figure 5: WTI future curves



Source: Bloomberg, WisdomTree. **Historical performance is not an indication of future results and any investments may go down in value.**

That is when the BCOM strategy regained some ground, but far from making up for the lost performance. Finally, the curve switched back to backwardation at the end of 2020, prompting EBCIWTT to move back to the front part of the curve. Figure 6 shows the performance of the two strategies during this period. The dark blue line represents the EBCI strategy for WTI only, while the light blue is the WTI BCOM strategy. The grey area (RHS) represents the delta in expiry between the BCOM contract and the EBCI contract.

Figure 6: Flexible maturities help optimised strategies outperform – oil example



Source: Bloomberg, WisdomTree. **Historical performance is not an indication of future results and any investments may go down in value.**

Conclusions

The [WisdomTree Enhanced Commodity UCITS ETF \(WCOA\)](#) offers an optimised roll strategy, which has the distinct advantages of having better long-term returns, lower volatility, lower drawdown risk and a better ability to deal with shock events than simple front-month following strategies like the BCOM.

Sources

1 See [The Case for Investing in Broad Commodities](#)

2 See [The Case for Investing in Broad Commodities](#)

3 With the exception of Gold, Silver, Soybean Meal and Soybean Oil, that do not follow the Dynamic Roll methodology.

Important Risks Related to this Article

IMPORTANT INFORMATION

Marketing communications issued in the European Economic Area (“EEA”): This document has been issued and approved by WisdomTree Ireland Limited, which is authorised and regulated by the Central Bank of Ireland.

Marketing communications issued in jurisdictions outside of the EEA: This document has been issued and approved by WisdomTree UK Limited, which is authorised and regulated by the United Kingdom Financial Conduct Authority.

WisdomTree Ireland Limited and WisdomTree UK Limited are each referred to as “WisdomTree” (as applicable). Our Conflicts of Interest Policy and Inventory are available on request.

For professional clients only. Past performance is not a reliable indicator of future performance. Any historical performance included in this document may be based on back testing. Back testing is the process of evaluating an investment strategy by applying it to historical data to simulate what the performance of such strategy would have been. Back tested performance is purely hypothetical and is provided in this document solely for informational purposes. Back tested data does not represent actual performance and should not be interpreted as an indication of actual or future performance. The value of any investment may be affected by exchange rate movements. Any decision to invest should be based on the information contained in the appropriate prospectus and after seeking independent investment, tax and legal advice. These products may not be available in your market or suitable for you. The content of this document does not constitute investment advice nor an offer for sale nor a solicitation of an offer to buy any product or make any investment.

An investment in exchange-traded products (“ETPs”) is dependent on the performance of the underlying index, less costs, but it is not expected to match that performance precisely. ETPs involve numerous risks including among others, general market risks relating to the relevant underlying index, credit risks on the provider of index swaps utilised in the ETP, exchange rate risks, interest rate risks, inflationary risks, liquidity risks and legal and regulatory risks.

The information contained in this document is not, and under no circumstances is to be construed as, an advertisement or any other step in furtherance of a public offering of shares in the United States or any province or territory thereof, where none of the issuers or their products are authorised or registered for distribution and where no prospectus of any of the issuers has been filed with any securities commission or regulatory authority. No document or information in this document should be taken, transmitted or distributed (directly or indirectly) into the United States. None of the issuers, nor any securities issued by them, have been or will be registered under the United States Securities Act of 1933 or the Investment Company Act of 1940 or qualified under any applicable state securities statutes.

This document may contain independent market commentary prepared by WisdomTree based on publicly available information. Although WisdomTree endeavours to ensure the accuracy of the content in this

document, WisdomTree does not warrant or guarantee its accuracy or correctness. Any third party data providers used to source the information in this document make no warranties or representation of any kind relating to such data. Where WisdomTree has expressed its own opinions related to product or market activity, these views may change. Neither WisdomTree, nor any affiliate, nor any of their respective officers, directors, partners, or employees accepts any liability whatsoever for any direct or consequential loss arising from any use of this document or its contents.

This document may contain forward looking statements including statements regarding our belief or current expectations with regards to the performance of certain assets classes and/or sectors. Forward looking statements are subject to certain risks, uncertainties and assumptions. There can be no assurance that such statements will be accurate and actual results could differ materially from those anticipated in such statements. WisdomTree strongly recommends that you do not place undue reliance on these forward-looking statements.

WisdomTree Issuer ICAV

The products discussed in this document are issued by WisdomTree Issuer ICAV ("WT Issuer"). WT Issuer is an umbrella investment company with variable capital having segregated liability between its funds organised under the laws of Ireland as an Irish Collective Asset-management Vehicle and authorised by the Central Bank of Ireland ("CBI"). WT Issuer is organised as

an Undertaking for Collective Investment in Transferable Securities ("UCITS") under the laws of Ireland and shall issue a separate class of shares ("Shares") representing each fund. Investors should read the prospectus of WT Issuer ("WT Prospectus") before investing and should refer to the section of the WT Prospectus entitled »Risk Factors¼ for further details of risks associated with an investment in the Shares.

WisdomTree Enhanced Commodity UCITS ETF

The methodology of and rules governing the index (the "Index Methodology" and the "Index") are proprietary and shall not be reproduced or disseminated without the prior written consent of the "Index Sponsor" (as defined in the "Index Rules" **available on <http://www.wisdomtree.eu/home>**). None of the Index Sponsor, the index calculation agent (where such party is not also the Index Sponsor, the "Index Calculation Agent") nor, where applicable, the index Investment Advisor (the "Index Investment Advisor") guarantee that there will be no errors or omissions in computing or disseminating the Index. The Index Methodology is based on certain assumptions, certain pricing models and calculation methods adopted by the Index Sponsor, the Index Calculation Agent and, where applicable, the Index Investment Advisor, and may have certain inherent limitations. Information prepared on the basis of different models, calculation methods or assumptions may yield different results. You have no authority to use or reproduce the Index Methodology in any way, and neither the Index Sponsor nor any of its affiliates shall be liable for any loss whatsoever, whether arising directly or indirectly from the use of the Index or Index Methodology or otherwise in connection therewith. The Index Sponsor reserves the right to amend or adjust the Index Methodology from time to time in accordance with the rules governing the Index and accepts no liability for any such amendment or adjustment. Neither the Index Sponsor nor the Index Calculation Agent are

under any obligation to continue the calculation, publication or dissemination of the Index and accept no liability for any suspension or interruption in the calculation thereof which is made in accordance with the rules governing the Index. None of the Index Sponsor, the Index Calculation Agent nor, where applicable, the Index Investment Advisor accept any liability in connection with the publication or use of the level of the Index at any given time. The Index Methodology embeds certain costs in the strategy which cover amongst other things, friction, replication and repo costs in running the Index. The levels of such costs (if any) may vary over time in accordance with market conditions as determined by the Index Sponsor acting in a commercially reasonable manner. The Index Sponsor and its ailliates may enter into derivative transactions or issue financial instruments (together, the "Products") linked to the Index. The Products are not in any way sponsored, endorsed, sold or promoted by the sponsor of any index component (or part thereof) which may comprise the Index (each a "Reference Index") that is not ailliated with BNP Paribas (each such sponsor, a "Reference Index Sponsor"). The Reference Index Sponsors make no representation whatsoever, whether express or implied, either as to the results to be obtained from the use of the relevant Reference Index and/or the levels at which the relevant Reference Index stands at any particular time on any particular date or otherwise.

No Reference Index Sponsor shall be liable (whether in negligence or otherwise) to any person for any error in the relevant Reference Index and the relevant Reference Index Sponsor is under no obligation to advise any person of any error therein. None of the Reference Index Sponsors makes any representation whatsoever, whether express or implied, as to the advisability of purchasing or assuming any risk in connection with the Products. The Index Sponsor and its ailliates have no rights against or recourse to any Reference Index Sponsor should any Reference Index not be published or for any errors in the calculation thereof or on any other basis whatsoever in relation to any Reference Index, its production, or the level or constituents thereof. The Index Sponsor and its ailliates shall have no liability to any party for any act or failure to act by any Reference Index Sponsor in connection with the calculation, adjustment or maintenance of the relevant Reference Index and have no ailliation with or control over any Reference Index or the relevant Reference Index Sponsor or the computation, composition or dissemination of any Reference Index. Although the Index Calculation Agent will obtain information concerning each Reference Index from publicly available sources that it believes reliable, it will not independently verify this information. Accordingly, no representation, warranty or undertaking (express or implied) is made and no responsibility is accepted by the Index Sponsor or any of its ailliates nor the Index Calculation Agent as to the accuracy, completeness and timeliness of information concerning any Reference Index. The Index Sponsor and/or its ailliates may act in a number of dierent capacities in relation to the Index and/or products linked to the Index, which may include, but not be limited to, acting as market-maker, hedging counterparty, issuer of components of the Index, Index Sponsor and/or Index Calculation Agent. Such activities could result in potential conflicts of interest that could influence the price or value of a Product.

Notice to Investors in Switzerland – Qualified Investors

This document constitutes an advertisement of the financial product(s) mentioned herein.

The prospectus and the key investor information documents (KIID) are available from WisdomTree's website: <https://www.wisdomtree.eu/en-ch/resource-library/prospectus-and-regulatory-reports>

Some of the sub-funds referred to in this document may not have not been registered with the Swiss Financial Market Supervisory Authority ("FINMA"). In Switzerland, such sub-funds that have not been registered with FINMA shall be distributed exclusively to qualified investors, as defined in the Swiss Federal Act on Collective Investment Schemes or its implementing ordinance (each, as amended from time to time). The representative and paying agent of the sub-funds in Switzerland is Société Générale Paris, Zurich Branch, Talacker 50, PO Box 5070, 8021 Zurich, Switzerland. The prospectus, the key investor information documents (KIID), the articles of association and the annual and semi-annual reports of the sub-funds are available free of charge from the representative and paying agent. As regards distribution in Switzerland, the place of jurisdiction and performance is at the registered seat of the representative and paying agent.

For Investors in Malta

This document does not constitute or form part of any offer or invitation to the public to subscribe for or purchase shares in the Fund and shall not be construed as such and no person other than the person to whom this document has been addressed or delivered shall be eligible to subscribe for or purchase shares in the Fund. Shares in the Fund will not in any event be marketed to the public in Malta without the prior authorisation of the Maltese Financial Services Authority.

For Investors in Monaco

This communication is only intended for duly registered banks and/or licensed portfolio management companies in Monaco. This communication must not be sent to the public in Monaco.