

# Why the Magnificent 7 are still magnificent

Published 15 July 2025

**Mobeen Tahir**

Director, Research

## Key Takeaways

- Their weight keeps growing: The Magnificent 7 now makes up almost one-third of the S&P 500 by market cap, up from just under 20% in early 2023.
- They still drive returns: In 2023 and 2024, these seven stocks delivered more than half of the index's total gains.
- They move more than the market: Their volatility continues to offer opportunities for tactical investors on both sides.

There is something about odd numbers that makes them appealing. They have a particular ring to them. When delivering a message, the rule of three is often referenced. The Three Musketeers might never have been so famous had they added a fourth one to their fold. Children's author Enid Blyton's *The Secret Seven* might not have solved all those mysteries if they were *The Secret Six*. And perhaps James Bond may never have been the world's greatest secret agent if he were 008.

The same is true in financial markets. Fama and French built a 3-factor model, which later became a 5-factor model. Everybody talks about the S&P 500. Why 500? Why not 600? We also had FAANG – Facebook, Apple, Amazon, Netflix, and Google – tech favourites in markets. Again, five stocks. And when FAANG was superseded, Nvidia and Tesla were added to make the Magnificent 7.

The term Magnificent 7 was initially used in 2023 when markets saw the leadership of this handful of big tech companies in a market (and indeed world) that was still recovering from COVID-19. Large technology companies changing the world in a big way. What was not to like? Or hate?

At WisdomTree, we have seen how tactical investors like to trade assets that exhibit strong price movements in either direction. This is what allows them to take directional views, both long and short. The Magnificent 7 group have been ideal contenders for this over the past couple of years.

The question now is whether they are still magnificent. Do they still offer the same promise for tactical investors to potentially benefit from? At WisdomTree, we believe the answer to that question is a resounding yes. This blog gives you three reasons why we think so.

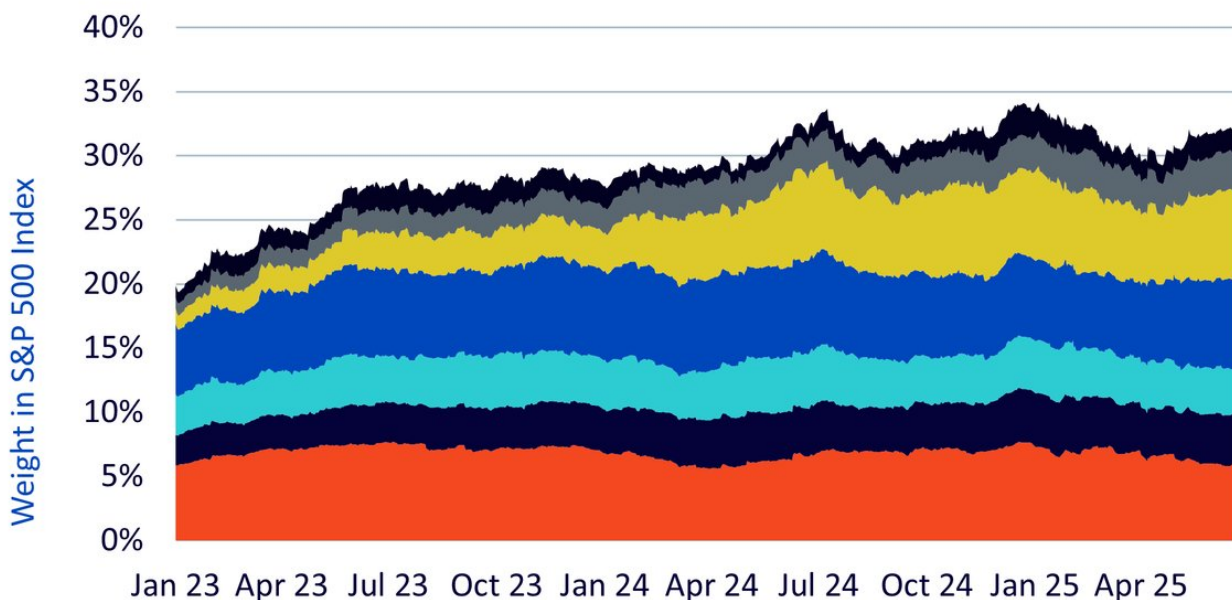
## 1. Their dominance has only gone up

If, in 2023, we thought the Magnificent 7 were worth talking about on their own because of their importance, well, in 2025, their importance has increased further. The weight of the Magnificent 7 in the S&P 500 was just under 20% at the start of 2023. As of June 2025, this has increased to just over 32%. Yes, seven stocks account for almost one-third of the S&P 500.

One of the biggest reasons for this notable increase is the emergence of Nvidia, which entered the big league, forcing markets to retire the term FAANG and eventually not only rub shoulders with the giants, but become a giant itself.

So, if the size of the Magnificent 7 is any indication of their relevance, it has only increased.

## Figure 1: The weight of the Magnificent 7 in the S&P 500 has been on the rise



■ Apple ■ Amazon ■ Alphabet ■ Microsoft ■ Nvidia ■ Meta ■ Tesla

Source: WisdomTree, S&P, as of 26 June 2025. Alphabet's weight is the sum of both classes A and C. **Historical performance is not an indication of future performance, and any investments may go down in value.**

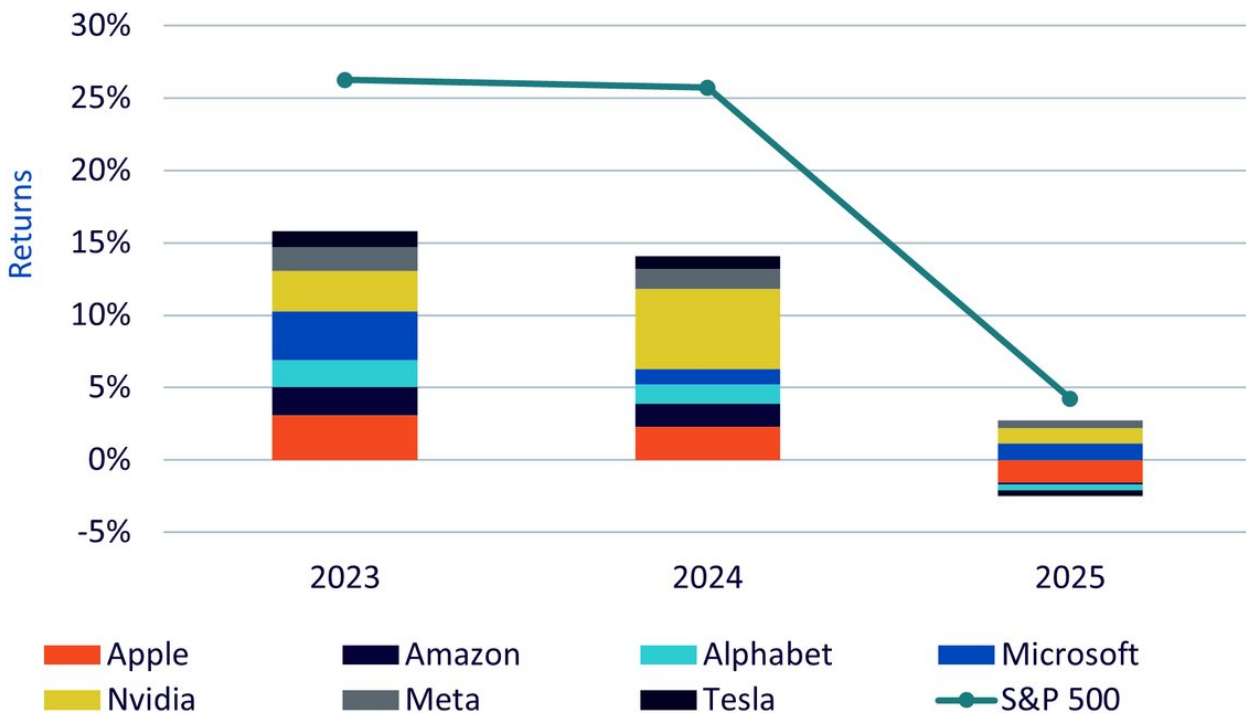
## 2. It's not just about the weight but also returns

With a considerable weight in the S&P 500, you'd expect the Magnificent 7 to be responsible for a sizeable portion of total returns. The chart below shows the contribution to returns from each of the 7 stocks to the S&P 500.

In 2023, the S&P 500 was up 26.3%. The contribution of the Magnificent 7 was 15.8%. Even relative to their weight, they accounted for a disproportionately large share of the index's total return. In 2024, the S&P 500 gained 25.7%, and the Magnificent 7's contribution was 14.1%. So, in both years, the Magnificent 7 accounted for more than half of the index's total gain.

In 2025, things got a bit more complicated due to a significant pullback in the first half of the year. Since then, US stocks have recovered, and the S&P 500 is back in positive territory (as of 26 June). However, not all Magnificent 7 stocks have recovered from their drawdowns. Still, the movement in Magnificent 7 stocks remains noteworthy relative to the S&P 500.

**Figure 2: The Magnificent 7 remain meaningful contributors to S&P 500's returns**



Source: Bloomberg, as of 26 June 2025. The return for each stock is its contribution to return in the S&P 500 Index as proxied by the SPDR S&P 500 ETF Trust. Contribution from individual stocks is compared to the total return of the S&P 500. **Historical performance is not an indication of future performance, and any investments may go down in value.**

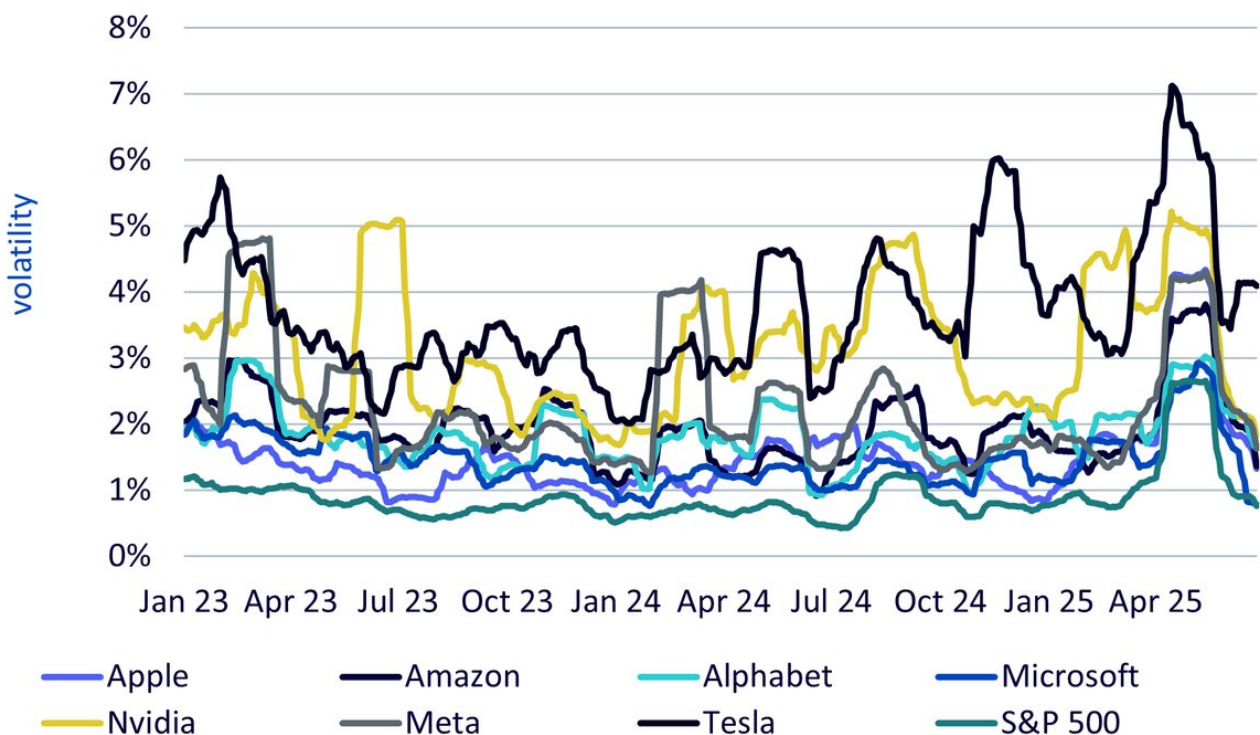
### 3. Sometimes volatility can be a feature

At WisdomTree, we've seen how more volatile markets like oil attract more tactical trading than less volatile ones like aluminium. When an asset is driven by developments that can materially influence its price in either direction, traders can express their views through long and short positions.

For the Magnificent 7, factors such as earnings, interest rates, tariff policies, and new technology announcements are all highly relevant and closely watched by markets.

The chart below shows how the rolling volatility of each of the Magnificent 7 is typically much higher than that of the S&P 500 Index. Tesla appears right at the top – understandably so, given the strong swings the stock experiences. Nvidia is in a similar league. So, traders who like to trade the S&P 500 tactically because of its volatility also have the option to trade the Magnificent 7, given their relatively higher volatility levels.

### Figure 3: The Magnificent 7 have consistently exhibited relatively high levels of volatility



Source: Bloomberg, as of 26 June 2025. Chart shows the 5-day moving average of the 30-day rolling standard deviation of daily returns. **Historical performance is not an indication of future performance, and any investments may go down in value.**

### Conclusion

Markets evolve. New companies emerge. Some become more relevant over time, while others become less so. And so, maybe at some point in the future, we'll be talking about the Mighty 9. Or we may go back down to the Fabulous 5. But until then, we have the Magnificent 7. And if they were magnificent in 2023, we believe they remain magnificent in 2025.

## Important Risks Related to this Article

### IMPORTANT INFORMATION

**Marketing communications issued in the European Economic Area (“EEA”):** This document has been issued and approved by WisdomTree Ireland Limited, which is authorised and regulated by the Central Bank of Ireland. **Marketing communications issued in jurisdictions outside of the EEA:** This document has been issued and approved by WisdomTree UK Limited, which is authorised and regulated by the United Kingdom Financial Conduct Authority. WisdomTree Ireland Limited and WisdomTree UK Limited are each referred to as “WisdomTree” (as applicable). Our Conflicts of Interest Policy and Inventory are available on request. This marketing communication has been prepared for professional investors, but the WisdomTree products set out in this document may be available in some jurisdictions to any investors, subject to applicable laws and regulations. As the product may not be authorised or its offering may be restricted in your jurisdiction, it is the responsibility of every person or entity to satisfy themselves as to the full observance of the laws and regulations of the relevant jurisdiction. Prior to any application investors are advised to take all necessary legal, regulatory, tax and investment advice on the suitability and consequences of an investment in the products. Past performance is not a reliable indicator of future performance. Any historical performance included in this document may be based on back testing. Back testing is the process of evaluating an investment strategy by applying it to historical data to simulate what the performance of such strategy would have been. Back tested performance is purely hypothetical and is provided in this document solely for informational purposes. Back tested data does not represent actual performance and should not be interpreted as an indication of actual or future performance. The value of any investment may be affected by exchange rate movements. Any decision to invest should be based on the information contained in the appropriate prospectus and after seeking independent investment, tax and legal advice. These products may not be available in your market or suitable for you. The content of this document does not constitute investment advice nor an offer for sale nor a solicitation of an offer to buy any product or make any investment. An investment in exchange-traded products (“ETPs”) is dependent on the performance of the underlying index, less costs, but it is not expected to match that performance precisely. ETPs involve numerous risks including among others, general market risks relating to the relevant underlying index, credit risks on the provider of index swaps utilised in the ETP, exchange rate risks, interest rate risks, inflationary risks, liquidity risks and legal and regulatory risks. The information contained in this document is not, and under no circumstances is to be construed as, an advertisement or any other step in furtherance of a public offering of shares in the United States or any province or territory thereof, where none of the issuers or their products are authorised or registered for distribution and where no prospectus of any of the issuers has been filed with any securities commission or regulatory authority. No document or information in this document should be taken, transmitted or distributed (directly or indirectly) into the United States. None of the issuers, nor any securities issued by them, have been or will be registered under the United States Securities Act of 1933 or the Investment Company Act of 1940 or qualified under any applicable state securities statutes. This document may contain independent market commentary prepared by WisdomTree based on publicly available information. Although WisdomTree endeavours to ensure the accuracy of the content in this document, WisdomTree does not warrant or

guarantee its accuracy or correctness. Any third party data providers used to source the information in this document make no warranties or representation of any kind relating to such data. Where WisdomTree has expressed its own opinions related to product or market activity, these views may change. Neither WisdomTree, nor any affiliate, nor any of their respective officers, directors, partners, or employees accepts any liability whatsoever for any direct or consequential loss arising from any use of this document or its contents. This document may contain forward looking statements including statements regarding our belief or current expectations with regards to the performance of certain assets classes and/or sectors. Forward looking statements are subject to certain risks, uncertainties and assumptions. There can be no assurance that such statements will be accurate and actual results could differ materially from those anticipated in such statements. WisdomTree strongly recommends that you do not place undue reliance on these forward-looking statements. WisdomTree Multi Asset Issuer PLC (the "Issuer") issues products under a Prospectus ("WTMA Prospectus") approved by the Central Bank of Ireland, drawn up in accordance with the Directive 2003/71/EC. The WTMA Prospectus has been passported to various European jurisdictions including the UK, Italy and Germany and is available on this document. WisdomTree Multi Asset Issuer PLC Exchange Traded Products ("ETPs") are suitable for financially sophisticated investors who wish to take a view on the underlying indices and can understand the risks of investing in products offering leveraged or short

exposures. ETPs offering daily leveraged or daily short exposures ("Leveraged ETPs") are products which feature specific risks that prospective investors should understand before investing in them. Higher volatility of the underlying indices and holding periods longer than a day may have an adverse impact on the performance of Leveraged ETPs. As such, Leveraged ETPs are intended for financially sophisticated investors who wish to take a short-term view on the underlying indices and understand such risks. As a consequence, WisdomTree is not promoting or marketing WisdomTree Multi Asset Issuer PLC ETPs to retail clients. Investors should refer to the section entitled "Risk Factors" and "Economic Overview of the ETP Securities" in the WTMA Prospectus for further details of these and other risks associated with an investment in Leveraged ETPs and consult their financial advisors as needed. Neither WisdomTree, nor the Issuer has assessed the suitability of any Leveraged ETPs for investors other than the relevant Authorised Participants. While many leveraged WisdomTree Multi Asset Issuer PLC ETPs reset the leverage or short exposure on a daily basis, certain WisdomTree Multi Asset Issuer PLC ETPs utilise leverage in longer term strategies, where leveraged exposures may be reset monthly. These products are also only suitable for financially sophisticated investors who have understood the specific risks within the prospectus of the relevant product. For Investors in Switzerland – Qualified Investors This document constitutes an advertisement of the financial product(s) mentioned herein.

In Switzerland, this communication is only targeted at Qualified Investors. The prospectus and the key investor information documents (KID) are available from WisdomTree's website <https://www.wisdomtree.eu/en-ch/resource-library/prospectus-and-regulatory-reports> **For Investors in Monaco:** This communication is only intended for duly registered banks and/or licensed portfolio management companies in Monaco. This communication must not be sent to the public in Monaco.