

# Quarterly thematic insights: thematic edge over broad equity markets

Published 13 November 2025

**Elvira Kuramshina**

Associate Director, Quantitative Research

## Key Takeaways

- Thematic strategies outperformed broad equity markets in Q3 2025, led by themes aligned with structural shifts in technology, energy and security.
- Investor flows remained concentrated in defence and AI-related exposures, reflecting ongoing geopolitical uncertainty and AI-driven innovation.
- ETFs strengthened their leadership in thematics, capturing the majority of inflows and new product launches that resonated the most with investors, while open-ended funds continued to see redemptions and slower innovation.
- AI-driven energy demand and geopolitical realignment are reshaping investor sentiment, reinforcing the strategic relevance of rare earths, critical minerals, and energy and defence supply chains in global allocation trends.
- Related Products WisdomTree Europe Defence UCITS ETF - EUR Acc, WisdomTree Artificial Intelligence UCITS ETF – USD Acc, WisdomTree Uranium and Nuclear Energy UCITS ETF - USD Acc, WisdomTree Strategic Metals and Rare Earths Miners UCITS ETF - USD Acc, WisdomTree Quantum Computing UCITS ETF - USD Acc, WisdomTree Battery Solutions UCITS ETF - USD Acc, WisdomTree Cybersecurity UCITS ETF – USD Acc Find out more

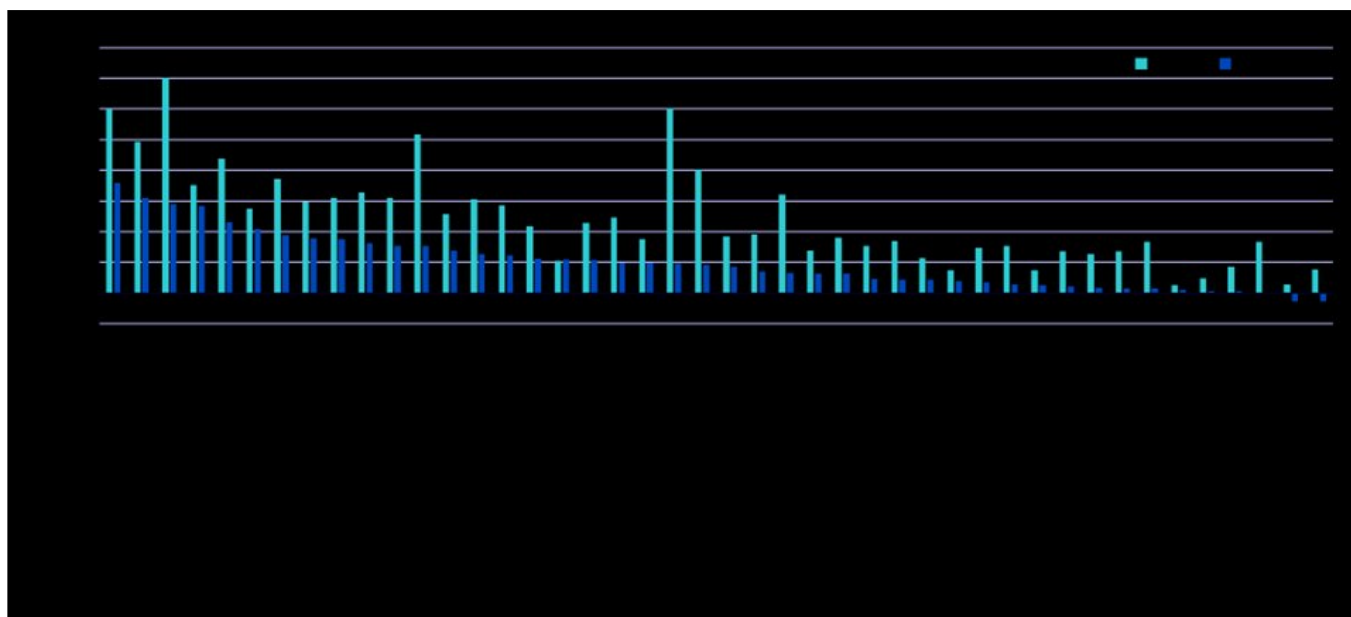
Imagine knowing, even with just a 50% probability, that a global pandemic would strike in early 2020, triggering a rapid transition to a remote world. Any investor armed with such foresight would have repositioned their portfolios to capture the resulting growth opportunities. Similarly, 2025 is shaping up to be another defining year, one in which major global developments are expected to unlock strong returns across markets. Driven by geopolitical frictions, advances in Artificial Intelligence (AI) and continued macroeconomic uncertainty, the year is increasingly looking to be the year of thematics. In this blog, I explore the key trends reshaping the European thematic landscape, how investors and asset managers are responding, and what the latest allocation dynamics reveal about sentiment across the region.

## Q3 performance leaderboard

Q3 2025 saw an improvement in investor sentiment across a range of thematic strategies, with tariff-driven uncertainty taking a backseat, as the worst fears hadn't previously materialised. Global equities, repre-

sented by the MSCI All Country World Index (ACWI), posted a 7.62%<sup>1</sup> return for the quarter, while 23 out of 44 European themes within the WisdomTree Thematic Classification performed even better. The average Q3 return of all outperforming themes was at 16.85%<sup>1</sup>, suggesting that investors not allocating to thematics are missing out on significant growth drivers in their portfolios. On a year-to-date basis, these figures correspond to a 36.21%<sup>1</sup> average return of outperforming themes vs. an 18.44%<sup>1</sup> return for the MSCI ACWI.

## Figure 1. Year-to-date (YTD) and quarter-to-date (QTD) returns of themes in Europe within the WisdomTree Thematic Classification.



Q3 has redrawn the leaderboard of the top themes by year-to-date performance. In Q3, the 'Energy Transition Materials' theme took the lead, driven in part by rare earths emerging as a central bargaining point in US–China trade talks. The theme has entered the top five year-to-date (YTD) performers alongside 'Rise of China Tech', complementing Q2 leaders 'Rise of Tension', 'Nuclear' and 'Space'. Having been catalysed by strategic policy moves in the US, the theme received fresh momentum when the US government, via the Department of Defense, announced a US \$400 million investment in MP Materials in July 2025. This was further followed by the US and Australia signing a framework agreement in October 2025, aimed at strengthening critical-mineral and rare-earth supply chains and reducing dependence on China.

The 'Rise of China Tech' theme delivered a 30.9% return in Q3, the second-strongest performance among all themes. It benefited from China's newly announced anti-involution policies, aimed at curbing oversupply and improving margins by addressing unfair price competition in the technology and manufacturing sectors. Earlier in the year, investor sentiment was boosted by DeepSeek's release and a perceived shift in the Chinese government's stance toward leading technology companies, which signalled greater regulatory support for innovation and capital markets. At the same time, China's global leadership in electric vehicles,

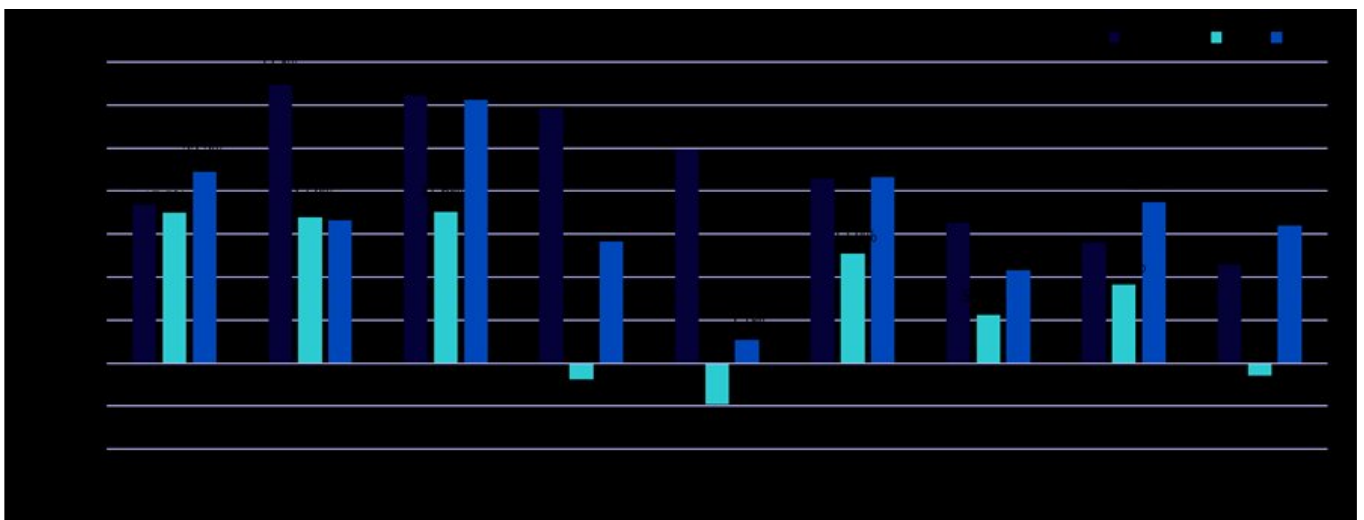
batteries and its growing strength in AI and robotics continued to underpin positive momentum in the theme.

The 'Nuclear' theme rounded out the top three performers in Q3, extending its strong momentum from Q2. Propelled by US executive orders in May 2025 aimed at quadrupling the country's nuclear power capacity by 2050, the theme was buoyed in Q3 by the surge in AI-driven energy demand and a series of partnerships announced between OpenAI and major technology companies. The theme also gained visibility as a key area of collaboration under the US-UK Tech Prosperity Deal. In late October 2025, the announcement of a US \$80 billion partnership between the US government, Cameco, and Brookfield Asset Management, aimed at building nuclear reactors, provided an additional boost to nuclear-supply-chain players.

The 'Sustainable Energy Storage' theme was a surprising entrant into the top five in Q3, marking a reversal of its weaker trend in prior periods. As AI-driven energy demand rises, global power generation is expanding across all sources, including renewables, where energy storage plays a critical role in balancing supply from intermittent sources such as solar and wind. For instance, some data centres have begun deploying fuel cells to meet surging power needs, in contrast to small modular reactors (SMRs), which remain several years away from large-scale deployment. In parallel, the continued growth of electric vehicles provides an additional tailwind for battery demand.

The 'Blockchain' theme rounded out the top five performers, benefiting not only from supportive US policy developments but also from crypto miners' strategic pivot toward providing high-performance computing infrastructure to meet the surge in AI-related workloads. Overall, the top five themes delivered returns ranging from 21% to 36%, demonstrating clear outperformance versus broad equity markets. The strong outperformance of a range of themes in 2025 versus global equities is especially evident in comparison to previous years (see Figure 2).

## Figure 2. Calendar returns across sub-clusters in the WisdomTree Thematic Classification.

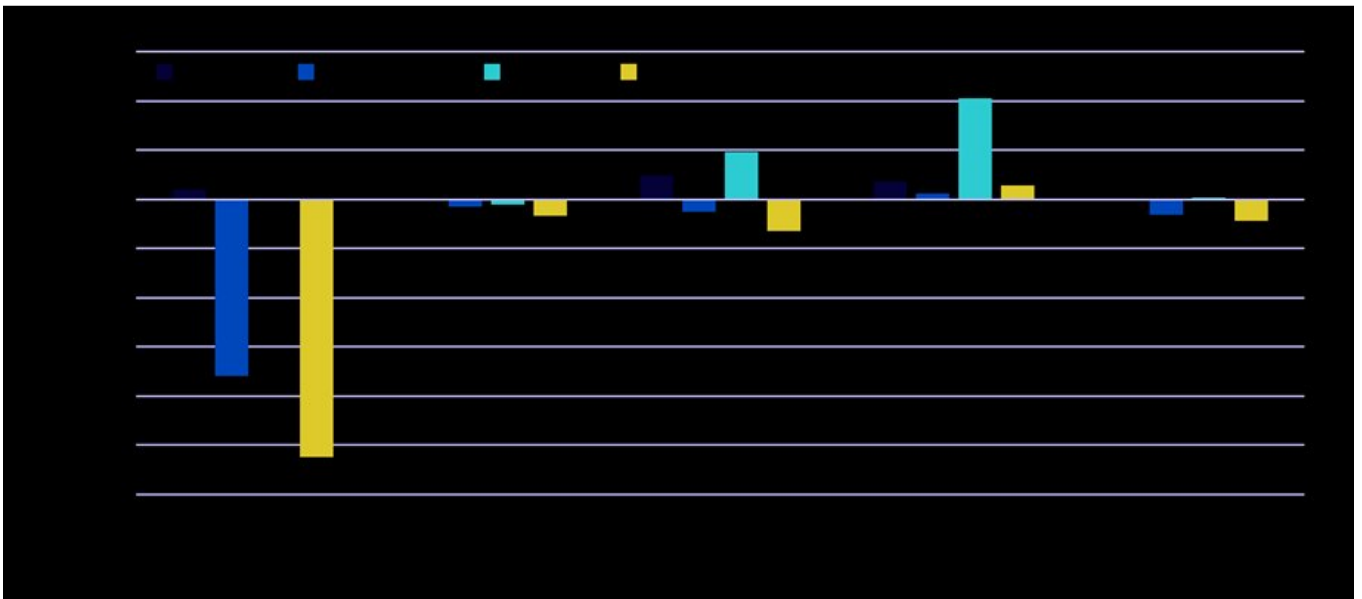


## Flows roundup

Q3 flows into thematic strategies in Europe highlighted the widening divergence between exchange-traded funds (ETFs) and open-ended funds, with ETFs attracting \$4.9 billion in inflows while open-ended funds saw \$4.5 billion in redemptions. On a year-to-date basis, the split is even more pronounced, at \$9.4 billion of ETF inflows versus \$10.9 billion of outflows from mutual funds.

The quarter also marked a turning point, as ETFs posted positive flows across all thematic clusters except for 'Demographic and Social Shifts'. In contrast, mutual funds registered net inflows only within the 'Geopolitical Shifts' cluster, which includes defence-focused strategies under the 'Rise of Tensions' theme. During the period, investors allocated \$560 million to open-ended funds and \$1.85 billion to ETFs following this theme. The 'Rise of Tensions' theme has been a stand-out winner in 2025 in flows (\$11.3 billion) and investor interest, reflecting Europe's strategic pivot toward greater military independence.

### Figure 3. Year-to-date (YTD) and quarter-to-date (QTD) thematic flows in ETFs and open-ended (OE) funds in Europe across clusters in the WisdomTree thematics universe (\$ millions).



Within the 'Environmental Pressures' cluster, ETFs attracted over \$1 billion of inflows in Q3, led by 'Energy Transition Materials' (\$511m) and 'Nuclear' (\$220m). These flows reflect positive investor sentiment toward themes aligned with recent performance trends.

In the 'Technological Shifts' cluster, 'AI and Big Data' and 'Rise of China Tech' stood out, recording ETF inflows of \$1.15 billion and \$976 million, respectively, during Q3. This brought year-to-date flows across both wrappers (ETFs and open-ended funds) to \$2.5 billion and \$1.97 billion, respectively. While AI has not yet been a standout performer in 2025, it remains a dominant structural force driving returns across global equity markets, explaining strong investor interest in the theme. This focus on AI has elevated the theme to the top position within European thematics, with \$31.3 billion in assets under management (AuM),

reflecting its core status within the thematic space. Meanwhile, 'Rise of China Tech' continued to benefit from renewed investor interest in the Chinese market and its technology-driven sectors in particular.

#### **Figure 4. Year-to-date (YTD) and quarter-to-date (QTD) flows across themes in Europe within the WisdomTree Thematic Classification (\$ millions).**



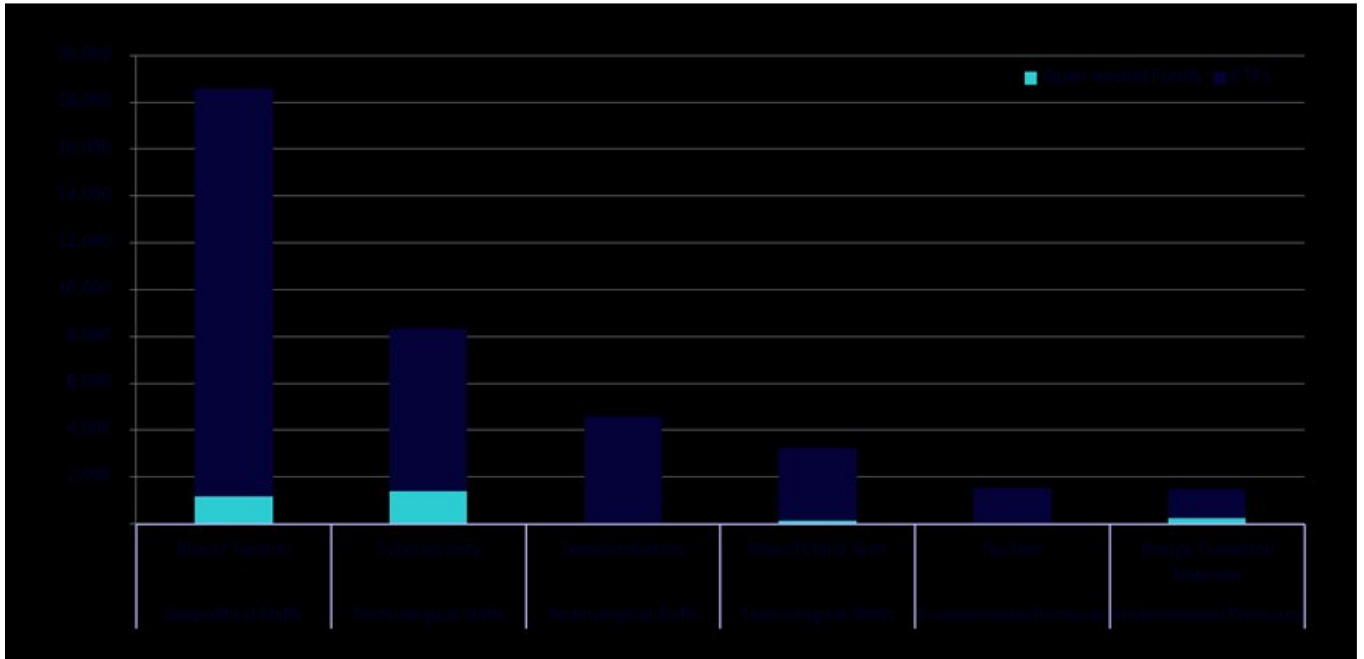
On the other end of the spectrum, sustainable themes continued to face headwinds, with investors withdrawing approximately \$7.1 billion year-to-date from the three weakest-performing themes, led by 'Sustainable Energy Production'. While outflows slowed sharply in Q3, they highlighted a broader investor rotation away from sustainability-focused exposures, as AI-driven energy demand renews attention on the full energy mix needed to support surging energy needs.

#### **Notable trends in ETFs vs. open-ended funds**

The divergence in flows between thematic ETFs and open-ended funds has driven a rapid rise in ETFs' market share, increasing from 14.7% at the end of 2024 to 21.9% at the end of September 2025. Most of this expansion can be attributed to strong inflows into defence-focused strategies, particularly the European Defence segment. In this area, ETFs have proven more agile, being the first to market and scaling assets faster compared to open-ended funds.

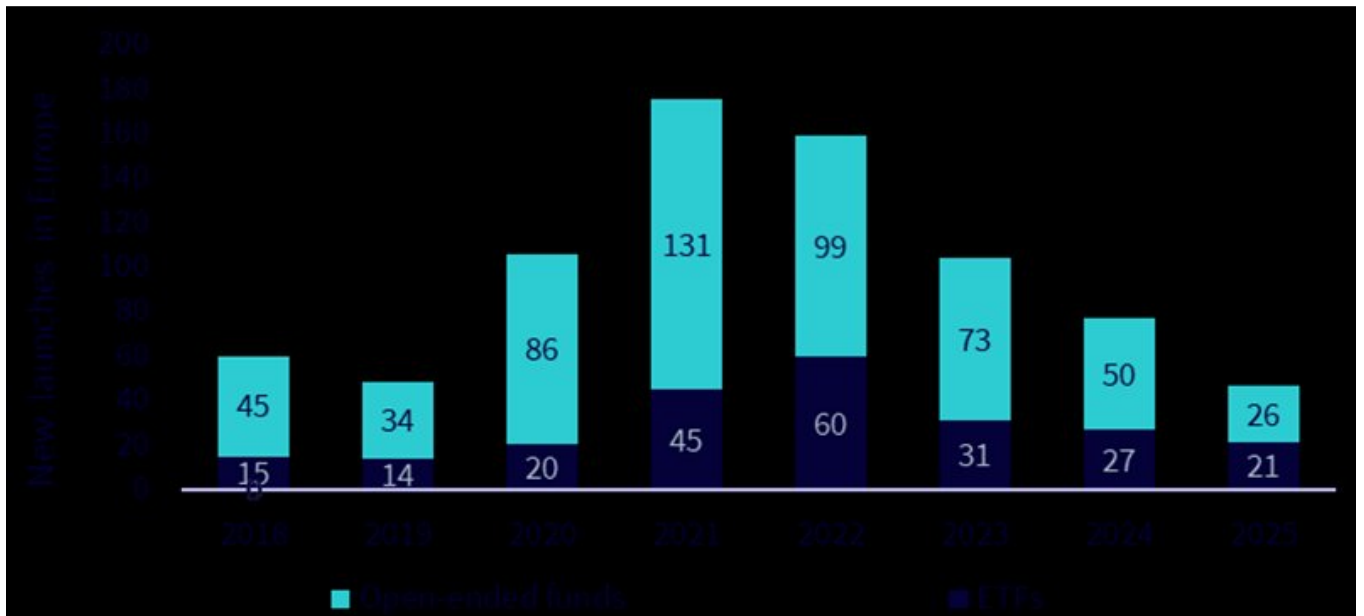
A similar pattern emerges across other top themes by AuM, where ETFs account for more than 80% of thematic assets (see Figure 5). This dominance is most evident in the themes that captured the bulk of investor interest outside of 'Rise of Tensions'. For instance, 'Energy Transition Materials', 'Rise of China Tech', and 'Nuclear' – the top three performers in Q3 – are primarily represented by ETFs. In addition, ETFs continue to lead in 'Semiconductors' and 'Cybersecurity', two themes closely linked to the proliferation of AI and underpinned by a compelling long-term structural growth narrative.

#### **Figure 5. Top five themes with AuM share of ETFs > 80% (\$ millions).**



Outflows from thematic open-ended funds have led to a notable slowdown in the launch of new strategies by active asset managers. In contrast, ETF issuance has accelerated in 2025 compared with 2024, highlighting a growing divergence in product development momentum. This widening gap may further disadvantage open-ended funds, which risk missing out on key emerging themes that are likely to drive future investor interest and asset growth.

**Figure 6. Historical launches of thematic strategies in Europe.**



**Bottom line**

The latest trends in performance, flows and product launches place ETFs firmly at the forefront of innovation within thematic investing. Over the past few years, thematic ETFs have evolved into a key component of investors' equity toolkits, offering targeted exposure to structural growth drivers aligned with the technological, regulatory, geopolitical, macroeconomic and consumer trends shaping global markets.

As these forces continue to unfold, thematic strategies are well-positioned to offer compelling satellite exposures to broad equity strategies by capturing opportunities linked to long-term transformation. To stay on top of the latest developments in thematics and allocation ideas, stay tuned for our next quarterly update.

<sup>1</sup>All figures are based on the WisdomTree's internal classification of thematic funds and WisdomTree's calculations using the underlying data from Morningstar and Bloomberg.

**2Performance of a theme.** Each month, we include all ETFs and open-ended funds classified under a specific theme that have reported a monthly return in Morningstar. We calculate the average of these returns to determine that month's performance for the theme. For example, the January 2020 return for a theme might include 19 funds, while February 2020 might include 21, if new funds were launched. By combining these monthly averages, we build the theme's historical performance. This approach includes every fund active in a given month, regardless of its future success or survival, ensuring the results are not biased towards funds that still exist. Funds that span multiple themes and are classified only at the Cluster or Sub-Cluster level are excluded.

## Important Risks Related to this Article

### IMPORTANT INFORMATION

This material is prepared by WisdomTree and its affiliates and is not intended to be relied upon as a forecast, research or investment advice, and is not a recommendation, offer or solicitation to buy or sell any securities or to adopt any investment strategy. The opinions expressed are as of the date of production and may change as subsequent conditions vary. The information and opinions contained in this material are derived from proprietary and non-proprietary sources. As such, no warranty of accuracy or reliability is given and no responsibility arising in any other way for errors and omissions (including responsibility to any person by reason of negligence) is accepted by WisdomTree, nor any affiliate, nor any of their officers, employees or agents. Reliance upon information in this material is at the sole discretion of the reader. Past performance is not a reliable indicator of future performance. Certain information contained herein (the "Information") is sourced from/copyright of MSCI Inc., MSCI ESG Research LLC, or their affiliates ("MSCI"), or information providers (together the "MSCI Parties") and may have been used to calculate scores, signals, or other indicators. The Information is for internal use only and may not be reproduced or disseminated in whole or part without prior written permission. The Information may not be used for, nor does it constitute, an offer to buy or sell, or a promotion or recommendation of, any security, financial instrument or product, trading strategy, or index, nor should it be taken as an indication or guarantee of any future performance. Some funds may be based on or linked to MSCI indexes, and MSCI may be compensated based on the fund's assets under management or other measures. MSCI has established an information barrier between index research and certain Information. None of the Information in and of itself can be used to determine which securities to buy or sell or when to buy or sell them. The Information is provided "as is" and the user assumes the entire risk of any use it may make or permit to be made of the Information. No MSCI Party warrants or guarantees the originality, accuracy and/or completeness of the Information and each expressly disclaims all express or implied warranties. No MSCI Party shall have any liability for any errors or omissions in connection with any Information herein, or any liability for any direct, indirect, special, punitive, consequential or any other damages (including lost profits) even if notified of the possibility of such damages.