

From ore to core: why uranium supply chains matter

Published 1 October 2025

Baoqi Zhu

Associate Director, Quantitative Research & Multi Asset Solutions

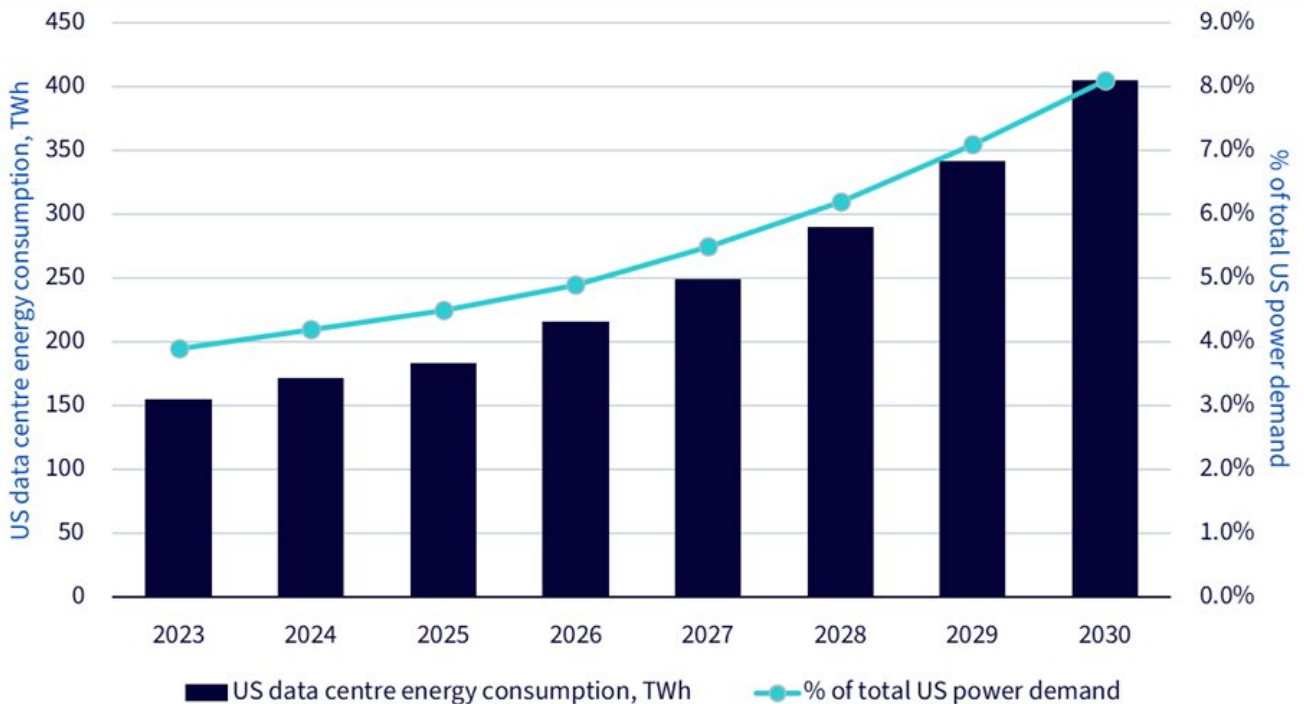
Key Takeaways

- Demand for firm, low-carbon power is rising. Nuclear's high capacity factors make it the anchor that lets renewables scale without sacrificing reliability.
- Upstream supply is slow and concentrated with long lead times, restart slippage, and input bottlenecks, keeping the mine-to-requirements balance tight.
- Midstream is a pinch point – conversion is tight and Western enrichment capacity is limited, with a large share still located in Russia. Policy shifts are re-routing contracts but will take time to relieve.
- Treat uranium and nuclear as a system. The balance between mining and processing will drive returns as much as new-build headlines.

The moment for firm, low-carbon power

Electricity demand is accelerating. Transport is shifting to electric vehicles, industry is electrifying heat and processes, and homes are adopting heat pumps. On top of that, data centres, driven by cloud services and artificial intelligence (AI), are emerging as large, always-on consumers of power. The common thread is simple: these loads run for long hours and need dependable supply, not just energy in aggregate but energy when it's needed.

Figure 1: U.S. data centre energy consumption (TWh) and as % of total U.S. power demand



Source: McKinsey, How data centers and the energy sector can satiate AI's hunger for power (Sep 2024).
Forecasts are not an indicator of future performance, and any investments are subject to risks and uncertainties.

Nuclear fits this moment. It delivers very low lifecycle emissions, aligning with net-zero goals, and it operates with a consistently high output regardless of weather. That reliability makes it a natural complement to wind and solar, which are vital but variable. For data centres in particular, where downtime is costly and backup diesel is unattractive, low-carbon power is essential. Nuclear's fuel costs are a modest share of total generation costs, and once plants are operating, their output is relatively insulated from commodity swings, supporting predictable power over long periods.

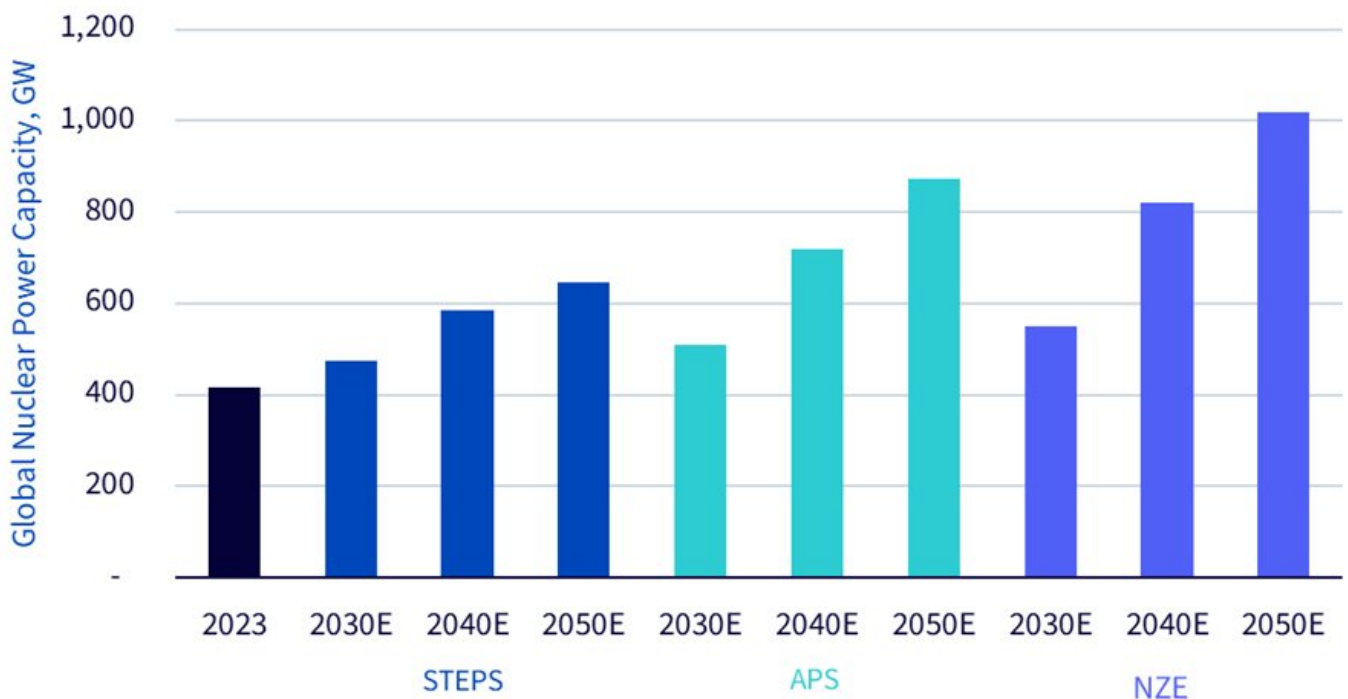
Two further points matter for systems planning. First, firmness gap: grids can only absorb so much variability before they need steady generation or long-duration storage at scale. Storage is improving but is not yet deployed widely enough to cover multi-day and seasonal gaps. Secondly, location and land use: nuclear plants produce large amounts of clean electricity from a small footprint and can be sited near major demand centres, easing transmission constraints. This is useful where data-centre clusters grow faster than grid upgrades. In short, rising electrification and digitalisation are increasing baseload needs. Nuclear provides the low-carbon, high-reliability anchor that lets renewables grow without sacrificing system stability.

Why uranium mining matters

Supply is slow to respond. New uranium projects typically take 10–20 years from discovery to production, meaning short-term price spikes do not create instant tonnes. This makes the cycle unusually sensitive to durable price signals and long-lead investment decisions.

Depletion and concentration add fragility. The World Nuclear Association’s 2025 fuel report flags a sharp step-up in reactor requirements, around 86,000 tonnes by 2030, rising to ~150,000 tonnes by 2040, while output from today’s mines could halve between 2030 and 2040 as existing deposits are exhausted, creating a significant gap². In plain terms: without fresh supply, the industry leans harder on restarts and secondary material just as demand accelerates.

Figure 2: Global nuclear power capacity by scenario, 2023 - 2050



Source: IEA, “The Path to a New Era for Nuclear Energy (Jan 2025)”. STEPS denotes Stated Policies Scenario, APS denotes Announced Pledges Scenario, NZE denotes Net Zero Emissions by 2050 Scenario and E denotes estimated.

Forecasts are not an indicator of future performance, and any investments are subject to risks and uncertainties.

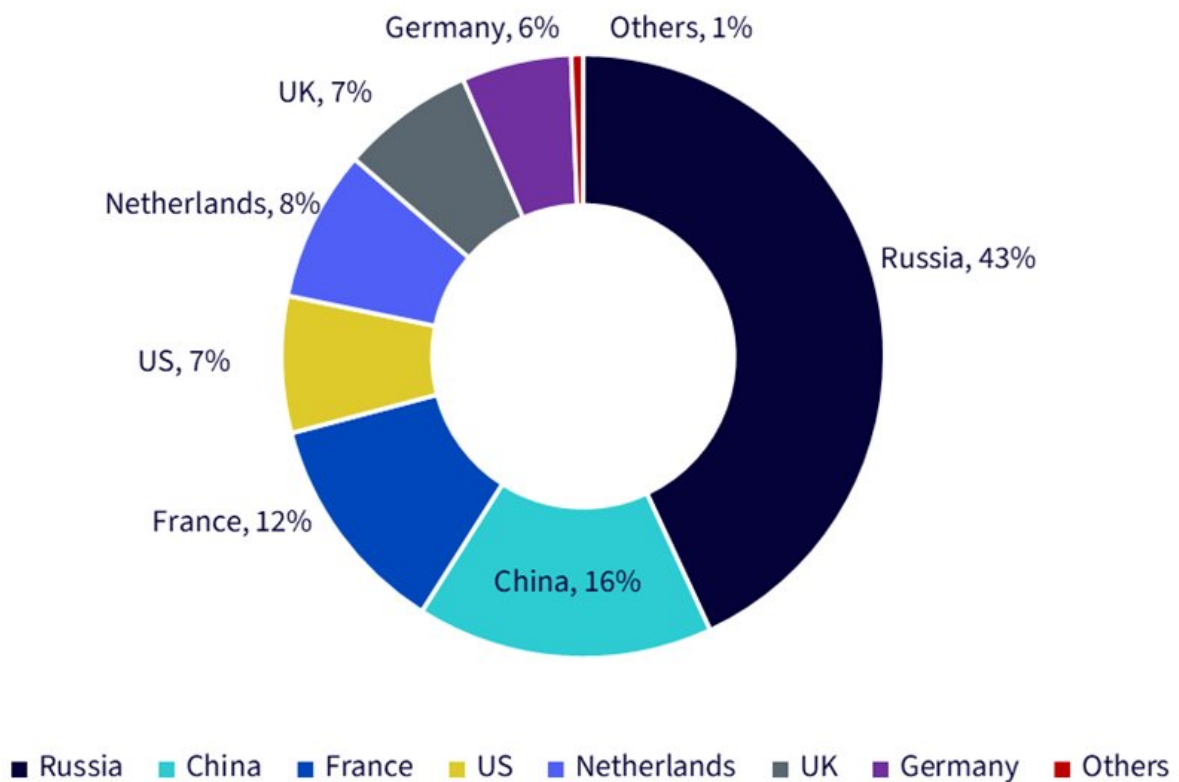
Restarts help, but more slowly than headlines suggest. Several notable operations have come back online or are ramping, although timelines have slipped and guidance has been trimmed. U.S. miners, such as Energy Fuels and Uranium Energy, have trimmed guidance and Paladin has faced weather-related challenges. Even the world’s largest producer, Kazatomprom, cites sulphuric-acid constraints and project delays, issues that cannot be fixed overnight and can ripple through the market.

Upstream is coupled to midstream. When enrichment is tight, utilities often raise the tails assay to save separative work units (SWU)³. That reduces SWU per kg of product but increases natural-uranium feed per kg. Even if reactor counts do not change, this behaviour pulls extra pounds through the front end. This is another reason resilient, diversified mine supply matters as fuel chains rebalance.

Uranium enrichment: a potential bottleneck for U.S. nuclear sectors

U.S. policy momentum since mid-2025 has buoyed nuclear and uranium equities, but the next leg of growth depends on where and how fuel is processed. After mining, material moves through conversion, enrichment, deconversion and fabrication before it becomes reactor fuel. Enrichment is the most technically demanding step as precision centrifuge cascades are required, and capacity is highly concentrated, with roughly 43% of global capability located in Russia.⁴

Figure 3: Global uranium enrichment capacity by country

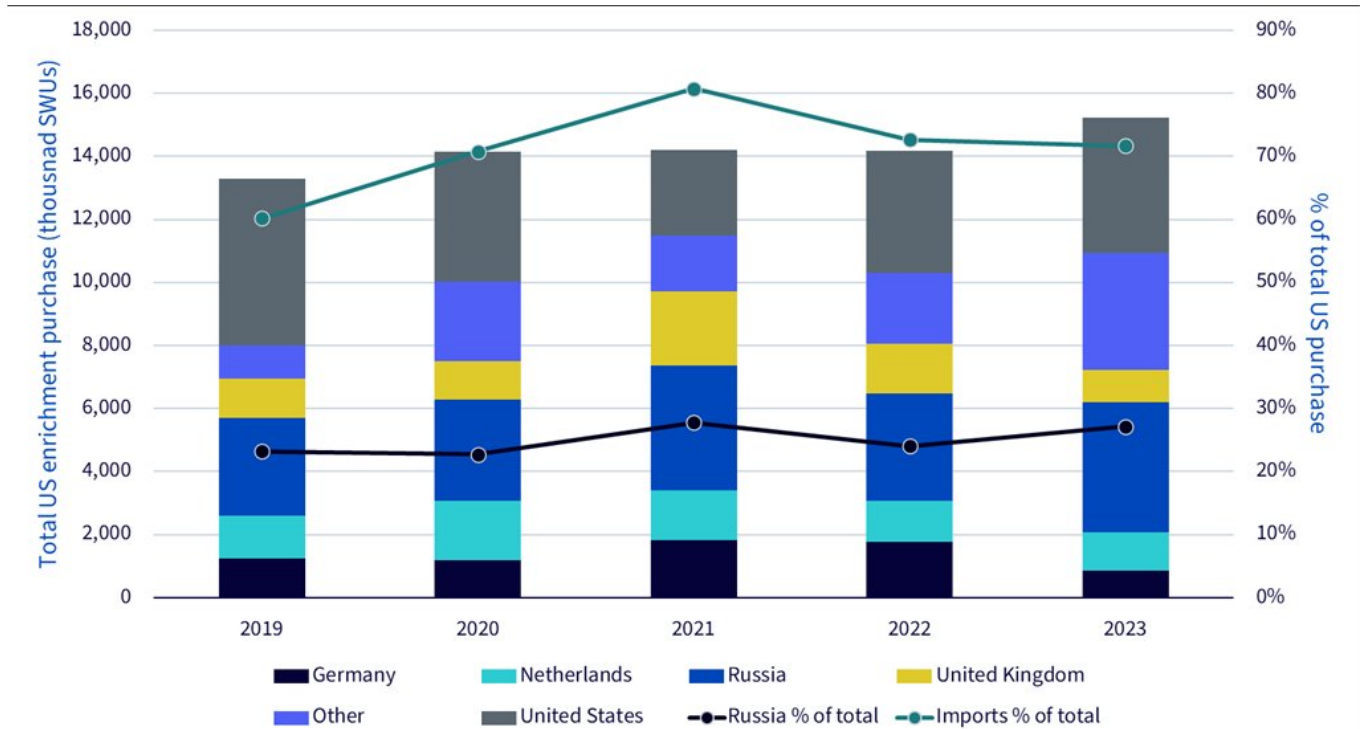


Source: World Nuclear Association and company websites, 2025. Enrichment capacity is attributed to individual countries based on where the plants are located.

The United States has long relied on imports for enrichment services. In recent years around 70% of U.S. enrichment purchases were imported, with roughly 25% of the total U.S. purchase coming from Russia⁵. New U.S.⁶ law phases out Russian enriched-uranium imports by 2028, creating a near-term Western

shortfall until additional centrifuges come online. Urenco USA has begun feeding a new cascade, but lead times mean constraints ease gradually, not instantly.

Figure 4: Purchases of enrichment services by owners and operators of U.S. civilian nuclear power reactors by origin country and year, 2019–23



Source: U.S. Energy Information Administration. SWUs denotes separative work units.

Most large enrichment capacity is state-owned or private, limiting direct listed exposure. Two investable angles stand out in the U.S. market context: Centrus Energy, the only listed U.S. enricher, has delivered first HALEU7 and established a beachhead for domestic supply, with a path to add cascades (and potentially LEU8) as contracts and funding accumulate. Cameco and Silex Systems are exploring laser-based enrichment via a joint venture (JV)9. The technique can offer flexible, potentially lower-cost capacity if commercialised at scale. Both are small versus incumbents today, but the strategic shortfall in Western enrichment gives them clear optionality as new contracts, policy support and utility diversification progress.

Conclusion

Electricity systems need more firm, low-carbon power as electrification and data centres reshape load. Nuclear already provides that, with high utilisation and predictable operating costs. As demand for nuclear generation rises, through life-extensions, uprates and new builds, the fuel chain is catching up. A mine-to-requirements gap has emerged after years of under-investment and it is amplified when enrichment is tight because raising tails to save SWU increases natural-uranium needs. Midstream conversion and enrichment are the tight spots today, especially in the West, and they will take time and capital to ease. The takeaway is simple: uranium and nuclear are a system, and over the next few years

outcomes will be driven as much by the balance between mining and processing as by headline reactor counts.

1FT: [Uranium shortfall threatens nuclear energy renaissance, industry warned](#)

2FT: [Uranium shortfall threatens nuclear energy renaissance, industry warned](#)

3Separative work units: the amount of separation done by a Uranium enrichment process

4World Nuclear Association

5U.S. Energy Information Administration

6Prohibiting Russian Uranium Imports Act

7High-Assay, Low-Enriched Uranium

8Low-Enriched Uranium

9Global Laser Enrichment

Important Risks Related to this Article

IMPORTANT INFORMATION

Marketing communications issued in the European Economic Area (“EEA”): This document has been issued and approved by WisdomTree Ireland Limited, which is authorised and regulated by the Central Bank of Ireland. **Marketing communications issued in jurisdictions outside of the EEA:** This document has been issued and approved by WisdomTree UK Limited, which is authorised and regulated by the United Kingdom Financial Conduct Authority. WisdomTree Ireland Limited and WisdomTree UK Limited are each referred to as “WisdomTree” (as applicable). Our Conflicts of Interest Policy and Inventory are available on request. This marketing communication has been prepared for professional investors, but the WisdomTree products set out in this document may be available in some jurisdictions to any investors, subject to applicable laws and regulations. As the product may not be authorised or its offering may be restricted in your jurisdiction, it is the responsibility of every person or entity to satisfy themselves as to the full observance of the laws and regulations of the relevant jurisdiction. Prior to any application investors are advised to take all necessary legal, regulatory, tax and investment advice on the suitability and consequences of an investment in the products. Past performance is not a reliable indicator of future performance. Any historical performance included in this document may be based on back testing. Back testing is the process of evaluating an investment strategy by applying it to historical data to simulate what the performance of such strategy would have been. Back tested performance is purely hypothetical and is provided in this document solely for informational purposes. Back tested data does not represent actual performance and should not be interpreted as an indication of actual or future performance. The value of any investment may be affected by exchange rate movements. Any decision to invest should be based on the information contained in the appropriate prospectus and after seeking independent investment, tax and legal advice. These products may not be available in your market or suitable for you. The content of this document does not constitute investment advice nor an offer for sale nor a solicitation of an offer to buy any product or make any investment. An investment in exchange-traded products (“ETPs”) is dependent on the performance of the underlying index, less costs, but it is not expected to match that performance precisely. ETPs involve numerous risks including among others, general market risks relating to the relevant underlying index, credit risks on the provider of index swaps utilised in the ETP, exchange rate risks, interest rate risks, inflationary risks, liquidity risks and legal and regulatory risks. The information contained in this document is not, and under no circumstances is to be construed as, an advertisement or any other step in furtherance of a public offering of shares in the United States or any province or territory thereof, where none of the issuers or their products are authorised or registered for distribution and where no prospectus of any of the issuers has been filed with any securities commission or regulatory authority. No document or information in this document should be taken, transmitted or distributed (directly or indirectly) into the United States. None of the issuers, nor any securities issued by them, have been or will be registered under the United States Securities Act of 1933 or the Investment Company Act of 1940 or qualified under any applicable state securities statutes. This document may contain independent market commentary prepared by WisdomTree based on publicly available information. Although WisdomTree endeavours to ensure the accuracy of the content in this document, WisdomTree does not warrant or

guarantee its accuracy or correctness. Any third party data providers used to source the information in this document make no warranties or representation of any kind relating to such data. Where WisdomTree has expressed its own opinions related to product or market activity, these views may change. Neither WisdomTree, nor any affiliate, nor any of their respective officers, directors, partners, or employees accepts any liability whatsoever for any direct or consequential loss arising from any use of this document or its contents. This document may contain forward looking statements including statements regarding our belief or current expectations with regards to the performance of certain assets classes and/or sectors. Forward looking statements are subject to certain risks, uncertainties and assumptions. There can be no assurance that such statements will be accurate and actual results could differ materially from those anticipated in such statements. WisdomTree strongly recommends that you do not place undue reliance on these forward-looking statements.

WisdomTree Issuer ICAV The products discussed in this document are issued by WisdomTree Issuer ICAV ("WT Issuer"). WT Issuer is an umbrella investment company with variable capital having segregated liability between its funds organised under the laws of Ireland as an Irish Collective Asset-management Vehicle and authorised by the Central Bank of Ireland ("CBI"). WT Issuer is organised as an Undertaking for Collective Investment in Transferable Securities ("UCITS") under the laws of Ireland and shall issue a separate class of shares ("Shares") representing each fund. The Fund is described in a Key Information Document (KID) or Key Investor Information Document (KIID) for UK investors, and the prospectus of WT Issuer ("WT Prospectus"). A copy of the WT Prospectus and the KID / KIID is available, for EEA/UK only, in English at www.wisdomtree.eu. Where required under national rules, the KID will also be available in the local language of the relevant EEA Member State. Investors should read the WT Prospectus before investing and should refer to the section of the WT Prospectus entitled »Risk Factors¼ for further details of risks associated with an investment in the Shares. The [summary of investor rights](#) associated with an investment in the fund is available in English on WisdomTree Europe¼s website. WisdomTree Management Limited may decide to terminate the arrangements made for the marketing of its collective investment undertakings. In such circumstances, shareholders in the affected EEA Member State will be notified of this decision and will be provided with the opportunity to redeem their shareholding in the fund free of any charges or deductions for at least 30 working days from the date of such notification.

Notice to Investors in Switzerland – Qualified Investors This document constitutes an advertisement of the financial product(s) mentioned herein. The prospectus and the key investor information documents (KIID) are available from WisdomTree¼s website <https://www.wisdomtree.eu/en-ch/resource-library/prospectus-and-regulatory-reports> Some of the sub-funds referred to in this document may not have been registered with the Swiss Financial Market Supervisory Authority ("FINMA"). In Switzerland, such sub-funds that have not been registered with FINMA shall be distributed exclusively to qualified investors, as defined in the Swiss Federal Act on Collective Investment Schemes or its implementing ordinance (each, as amended from time to time). The representative and paying agent of the sub-funds in Switzerland is Société Générale Paris, Zurich Branch, Talacker 50, PO Box 5070, 8021 Zurich, Switzerland. The prospectus, the key investor information documents (KIID), the articles of association and the annual and semi-annual reports of the sub-funds are available free of charge from the representative and paying agent. As regards distribution in Switzerland,

the place of jurisdiction and performance is at the registered seat of the representative and paying agent. For Investors in France: The information in this document is intended exclusively for professional investors (as defined under the MiFID) investing for their own account and this material may not in any way be distributed to the public. The distribution of the Prospectus and the offering, sale and delivery of Shares in other jurisdictions may be restricted by law. WT Issuer is a UCITS governed by Irish legislation, and approved by the Financial Regulatory as UCITS compliant with European regulations although may not have to comply with the same rules as those applicable to a similar product approved in France. The Fund has been registered for marketing in France by the Financial Markets Authority (Autorité des Marchés Financiers) and may be distributed to investors in France. Copies of all documents (i.e. the Prospectus, the Key Investor Information Document, any supplements or addenda thereto, the latest annual reports and the memorandum of incorporation and articles of association) are available in France, free of charge at the French centralizing agent, Societe Generale at 29, Boulevard Haussmann, 75009, Paris, France. Any subscription for Shares of the Fund will be made on the basis of the terms of the prospectus and any supplements or addenda thereto. **For Investors in Malta:** This document does not constitute or form part of any offer or invitation to the public to subscribe for or purchase shares in the Fund and shall not be construed as such and no person other than the person to whom this document has been addressed or delivered shall be eligible to subscribe for or purchase shares in the Fund. Shares in the Fund will not in any event be marketed to the public in Malta without the prior authorisation of the Maltese Financial Services Authority.