

# WisdomTree Global Efficient Core UCITS ETF: the latest addition to our innovative range

Publié le 12 novembre 2024

**Pierre Debru**

Head of Research, WisdomTree Europe.

## Points clés

- The WisdomTree Global Efficient Core UCITS ETF is the second ETF in our Efficient Core range. It delivers a leveraged exposure to a 60/40 portfolio between global equities and global government bonds.
- The Global Efficient Core Strategy exhibits historically similar volatility to an equity exposure but improved returns and Sharpe ratio. The Sharpe ratio is in line with that of the 60/40 portfolio, which benefits from the diversification between equity and bonds.
- The ETF can be used as a replacement for a global equity exposure (since it exhibits higher return and Sharpe than the benchmark) or as an efficiency tool in multi-asset portfolios as it creates space for diversifiers.
- Related Products WisdomTree Global Efficient Core UCITS ETF - USD Acc, WisdomTree US Efficient Core UCITS ETF - USD Acc Find out more

On 10 October 2023, WisdomTree launched the first ETF to deliver the “portfolio scaling” or “return stacking” concept to European investors. This new idea involves mixing multiple assets and adding leverage to boost returns and diversification. The [WisdomTree US Efficient Core UCITS ETF](#) offered a turnkey solution aimed at improving portfolio efficiency by leveraging the 60/40 portfolio and, therefore, investing simultaneously 90% of its assets in a diversified portfolio of US Equities and 60% of its assets in a portfolio of US Treasury futures contracts. By combining Diversification and Leverage in a single product, the ETF aimed to deliver an enhanced risk-return profile to investors in US equities.

This year, WisdomTree has decided to extend this range to global developed equities with the [WisdomTree Global Efficient Core UCITS ETF](#).

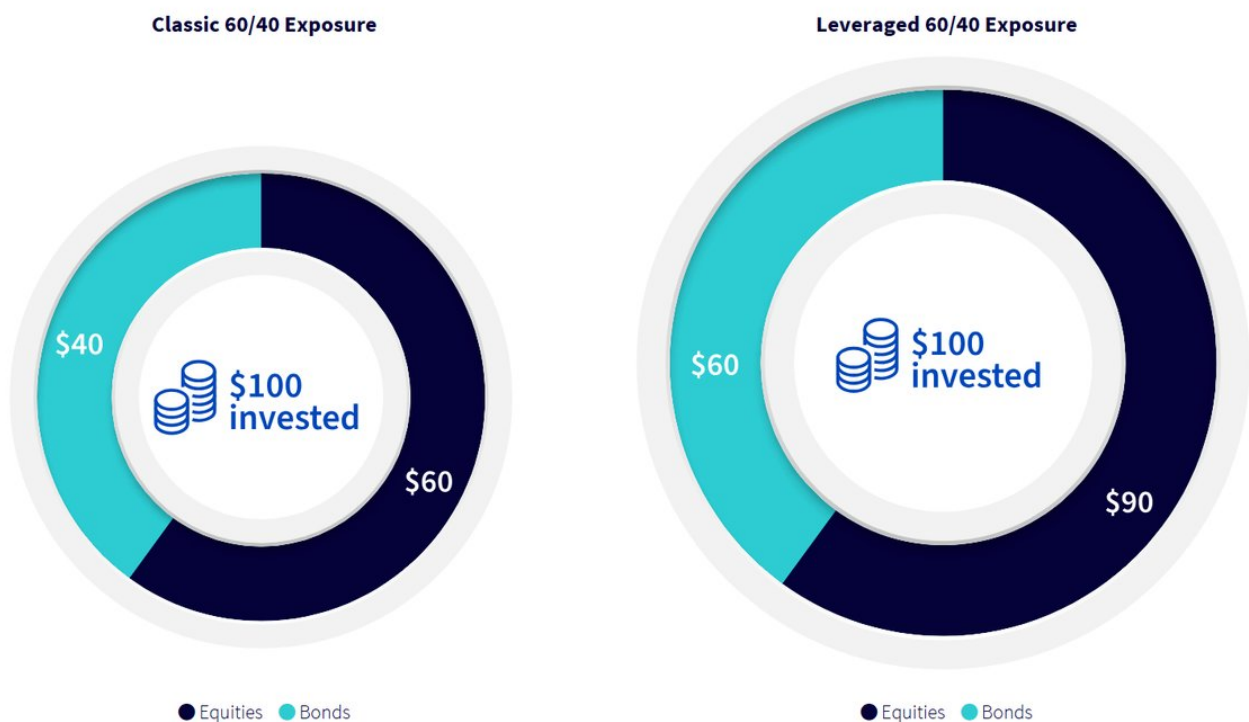
A 60/40 portfolio investing 60% of its assets in the MSCI World net TR index and 40% in the Bloomberg US Treasury TR index exhibits lower volatility than global equities (9.4% vs 15%1) and an improved Sharpe Ratio (0.37 vs 0.25). Unfortunately, the returns dropped from 8.1% annually to 7.7% because of the lower risk. By leveraging this 60/40 portfolio to match equity-level volatility, it is possible to keep an elevated

Sharpe ratio and outperform equities with a 9.4% return, achieving a more efficient portfolio. Diversification and leverage work synergistically to deliver optimal efficiency. Diversification combines assets with low correlation to spread risk across the portfolio and improve efficiency. On the other hand, leverage allows investors to tailor the desired level of risk.

## WisdomTree Global Efficient Core UCITS ETF

This ETF delivers 90% exposure to ESG-screened, large cap global developed equities and 60% exposure to a portfolio of government bond future contracts across four currencies (USD, EUR, GBP and JPY), equating to a leveraged 150% position compared to a conventional 60/40 portfolio.

### Figure 1: Exposure in the WisdomTree Global Efficient Core UCITS ETF



Source: WisdomTree. For illustrative purposes only.

The ETF is comprised of three key exposures:

- **Equity exposure:** 90% invested in a diversified ESG-screened basket of global developed large cap stocks.
- **Bond exposure:** 60% in a diversified basket of government bond future contracts, ranging from two- to 30-year maturities and across four currencies (USD, EUR, GBP and JPY).
- **Cash collateral:** 10% cash, serving as collateral for Treasury futures contracts.

## 1. Equity component

The strategy allocates 90% of its assets quarterly to a portfolio of around 1500 large-cap companies in the global developed universe. The portfolio is ESG-filtered, and liquidity adjusted. Single stock weights are capped at 10%.

## 2. Bond component

The strategy invests in a 60% exposure to liquid government bond futures contract using the 10% of cash collateral to fund the margin account. The futures portfolio comprises three US Treasury contracts, three EUR government bond futures contracts, one GBP government bond futures contracts and one JPY government bond futures contracts<sup>2</sup>. The Index implements a “rolling” methodology to replace the “first near futures contract” (the front month contract) into the “second near future contract”, which occurs over a one-day rolling period every quarter.

## 3. Cash collateral

The cash is spread across four currencies. The weight of each currency matches the currency weight in the bond exposure.

All weights are rebalanced, and futures are rolled quarterly on the last business day of February, May, August, and November, with intra-quarter rebalancing if asset weights deviate by over 5%.

Figure 2 shows a backtest of the WisdomTree Global Efficient Core strategy from December 1998 using the MSCI World as the equity portfolio for longer-term analysis. The analysis exhibits a 0.6% outperformance annually over a pure equity investment, owing to diversification and leverage. Volatility is reduced by about 1.3%, resulting in a Sharpe ratio of 0.34 compared to 0.28 for the MSCI World alone.

## Figure 2: Historical backtest of the WisdomTree Global Efficient Core strategy



Source: Bloomberg, WisdomTree. From 31 December 1998 to 1 November 2024. Daily data in USD.

**Historical performance is not an indication of future performance and any investments may go down in value.**

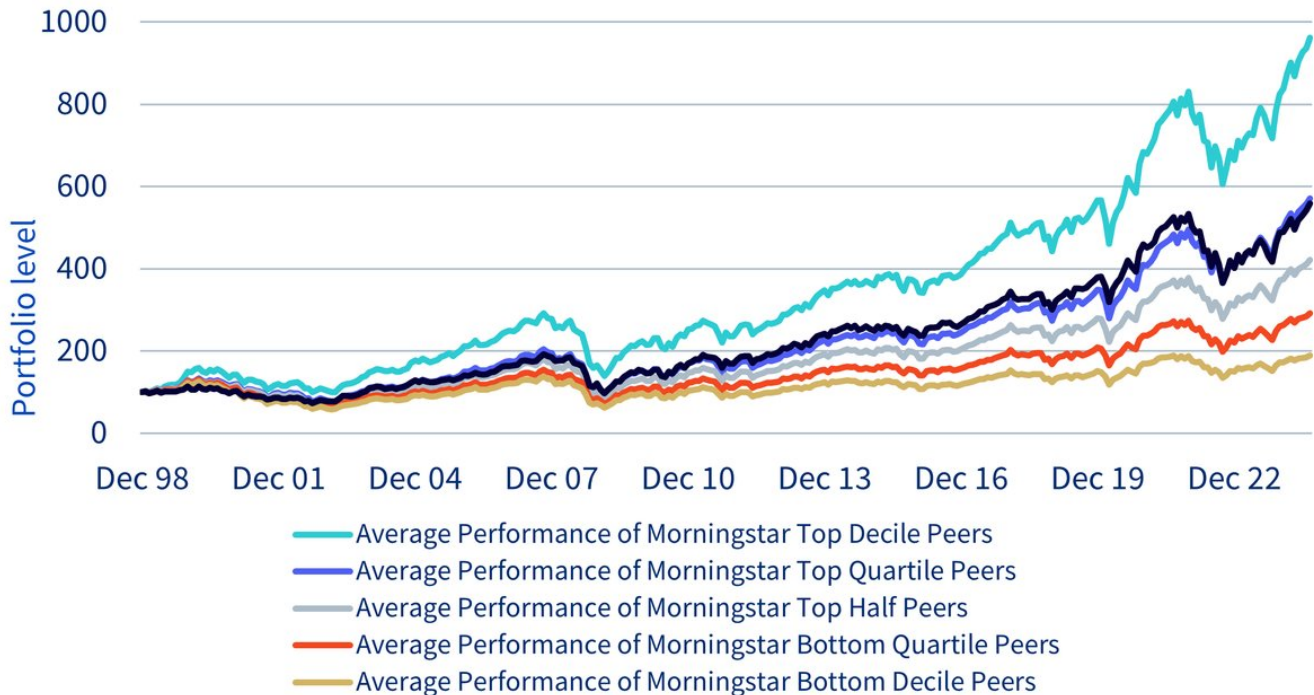
## Two portfolio applications for the ETF

### 1. Equity replacement

This ETF can serve as a core equity replacement, offering better returns, reduced risk, and a higher Sharpe ratio than a 100% equity portfolio.

In Figure 3, we compare the performance of the backtest of the WisdomTree Global Efficient Core UCITS ETF with all the ETFs and mutual funds domiciled in Europe that track Global equities and were launched before December 1998. These ETFs and active funds are in the Morningstar Global Large Cap Value peer group, the Morningstar Global Large Cap Blend peer group, the Morningstar Global Large Cap Growth peer group, and the Morningstar Global Equity Income peer group.

### **Figure 3: Backtest of WisdomTree Global Efficient Core UCITS ETF versus all passive and active funds in Morningstar Global Large Cap Peer Groups (value, blend, growth, equity income)**



Source: Morningstar, WisdomTree. December 1998 to August 2024. in USD. Backtest Data has been used.

**Historical performance is not an indication of future performance and any investments may go down in value.**

We observe that the backtest of the ETF would have:

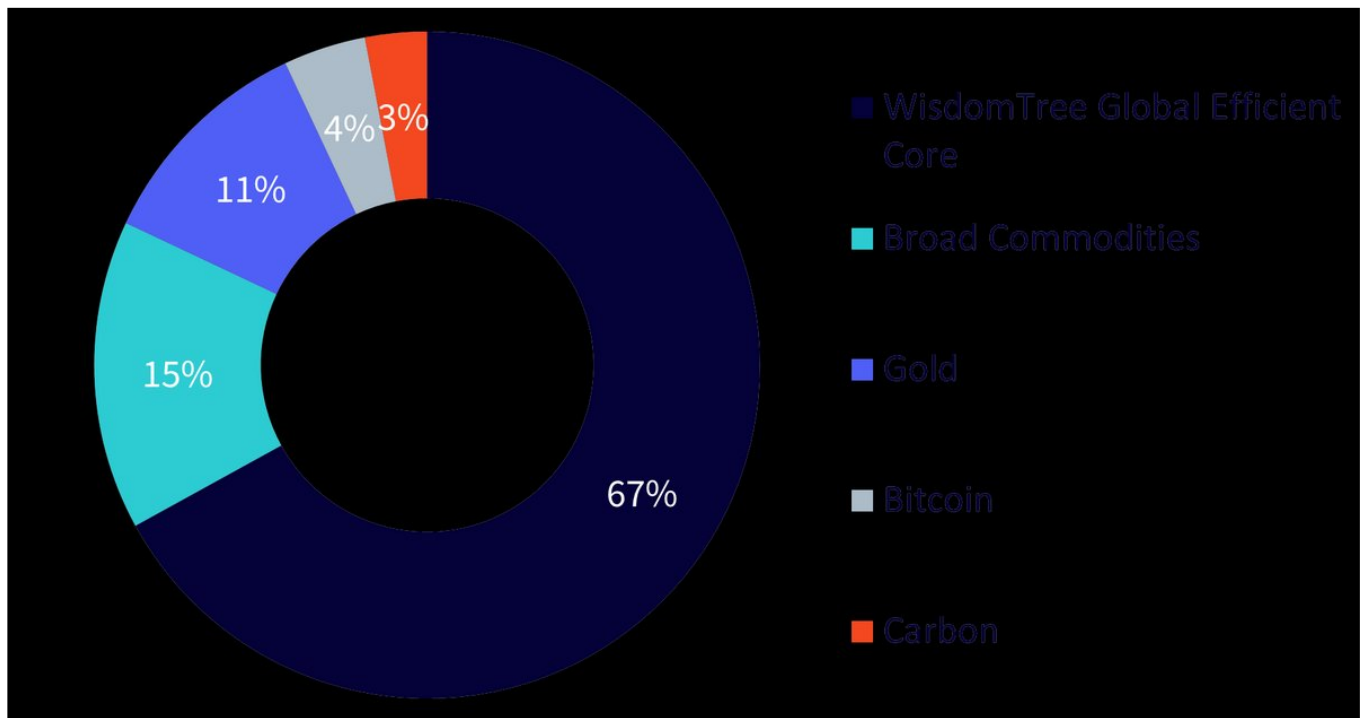
- been in the top 15% of the 239 active mutual funds and ETFs, launched before Dec 1998, in the four Morningstar Global Large Cap peer groups.
- Performed in line with the top quartile when considering all 3175 active funds and ETFs in those peer groups.

## 2. Capital efficiency tool

The ETF efficiently provides both equity and bond exposure, freeing up capital for additional diversifiers. By allocating 10% of a portfolio to this strategy, investors achieve 9% equity and 6% treasury exposure, freeing 6% to invest in alternatives like commodities, gold, or carbon without sacrificing diversification.

The [WisdomTree Global Efficient Core UCITS ETF](#) thus facilitates maintaining equity and bond allocations while accommodating new investments. Figure 4 illustrates how incorporating this ETF can create a 20% allocation space for diversifiers like commodities, gold, bitcoin, and carbon, forming a well-rounded portfolio. Without leverage, the portfolio would definitely be under-invested in equities. However, from an exposure point of view, thanks to the leverage in the Efficient Core strategy, the portfolio delivers 60% to equities, 40% to bonds and 20% to diversifiers.

## Figure 4: Capital allocation and exposures in the illustrative WisdomTree Efficient Core model portfolio



Source: WisdomTree. Illustrative Only.

By offering investors more efficient building blocks, Efficient Core unlocks many possibilities for improving portfolios. The [WisdomTree Global Efficient Core UCITS ETF](#) can replace existing equity exposure or create space in portfolios for much-needed diversifiers.

1 Source: Morningstar Ibbotson, Bloomberg, WisdomTree. As of 30 September 2024. Monthly data in USD. Analysis started on 31 January 1973. Global equities = MSCI World TR, government Bonds = Bloomberg US Treasury TR. Historical performance is not an indication of future performance and any investments may go down in value.

2 Two-year US Treasury Note Futures, 10-year US Note Futures, 30-year US Bond Futures, Euro-Schatz Futures, Euro-Bund Futures, Euro-Buxl® Futures, Long Gilt Future, 10-year JGB Futures.

## Important Risks Related to this Article

### IMPORTANT INFORMATION

**Marketing communications issued in the European Economic Area (“EEA”):** This document has been issued and approved by WisdomTree Ireland Limited, which is authorised and regulated by the Central Bank of Ireland.

**Marketing communications issued in jurisdictions outside of the EEA:** This document has been issued and approved by WisdomTree UK Limited, which is authorised and regulated by the United Kingdom Financial Conduct Authority.

WisdomTree Ireland Limited and WisdomTree UK Limited are each referred to as “WisdomTree” (as applicable). Our Conflicts of Interest Policy and Inventory are available on request.

This marketing communication has been prepared for professional investors, but the WisdomTree products set out in this document may be available in some jurisdictions to any investors, subject to applicable laws and regulations. As the product may not be authorised or its offering may be restricted in your jurisdiction, it is the responsibility of every person or entity to satisfy themselves as to the full observance of the laws and regulations of the relevant jurisdiction. Prior to any application investors are advised to take all necessary legal, regulatory, tax and investment advice on the suitability and consequences of an investment in the products. Past performance is not a reliable indicator of future performance. Any historical performance included in this document may be based on back testing. Back testing is the process of evaluating an investment strategy by applying it to historical data to simulate what the performance of such strategy would have been. Back tested performance is purely hypothetical and is provided in this document solely for informational purposes. Back tested data does not represent actual performance and should not be interpreted as an indication of actual or future performance. The value of any investment may be affected by exchange rate movements. Any decision to invest should be based on the information contained in the appropriate prospectus and after seeking independent investment, tax and legal advice. These products may not be available in your market or suitable for you. The content of this document does not constitute investment advice nor an offer for sale nor a solicitation of an offer to buy any product or make any investment.

An investment in exchange-traded products (“ETPs”) is dependent on the performance of the underlying index, less costs, but it is not expected to match that performance precisely. ETPs involve numerous risks including among others, general market risks relating to the relevant underlying index, credit risks on the provider of index swaps utilised in the ETP, exchange rate risks, interest rate risks, inflationary risks, liquidity risks and legal and regulatory risks.

The information contained in this document is not, and under no circumstances is to be construed as, an advertisement or any other step in furtherance of a public offering of shares in the United States or any province or territory thereof, where none of the issuers or their products are authorised or registered for distribution and where no prospectus of any of the issuers has been filed with any securities commission or regulatory authority. No document or information in this document should be taken, transmitted or

distributed (directly or indirectly) into the United States. None of the issuers, nor any securities issued by them, have been or will be registered under the United States Securities Act of 1933 or the Investment Company Act of 1940 or qualified under any applicable state securities statutes.

This document may contain independent market commentary prepared by WisdomTree based on publicly available information. Although WisdomTree endeavours to ensure the accuracy of the content in this document, WisdomTree does not warrant or guarantee its accuracy or correctness. Any third party data providers used to source the information in this document make no warranties or representation of any kind relating to such data. Where WisdomTree has expressed its own opinions related to product or market activity, these views may change. Neither WisdomTree, nor any affiliate, nor any of their respective officers, directors, partners, or employees accepts any liability whatsoever for any direct or consequential loss arising from any use of this document or its contents.

This document may contain forward looking statements including statements regarding our belief or current expectations with regards to the performance of certain assets classes and/or sectors. Forward looking statements are subject to certain risks, uncertainties and assumptions. There can be no assurance that such statements will be accurate and actual results could differ materially from those anticipated in such statements. WisdomTree strongly recommends that you do not place undue reliance on these forward-looking statements.

This document contains a comparison of financial products contained within the relevant prospectus and/or based on publicly available information, some of which has been prepared by third parties. While such sources are believed to be accurate as at their date of publication, WisdomTree does not warrant, guarantee or otherwise confirm the accuracy or correctness of any information contained herein and any information or opinions related to the products detailed herein may change over time. Any third parties used to source the information in this document make no warranties or claims of any kind relating to such data. Investors should read the prospectus and other applicable offering documents for each product and consider the investment objectives, risks, charges and expenses carefully before investing.

### **WisdomTree Issuer ICAV**

The products discussed in this document are issued by WisdomTree Issuer ICAV ("WT Issuer"). WT Issuer is an umbrella investment company with variable capital having segregated liability between its funds organised under the laws of Ireland as an Irish Collective Asset-management Vehicle and authorised by the Central Bank of Ireland ("CBI"). WT Issuer is organised as an Undertaking for Collective Investment in Transferable Securities ("UCITS") under the laws of Ireland and shall issue a separate class of shares ("Shares") representing each fund.

The Fund is described in a Key Information Document (KID) or Key Investor Information Document (KIID) for UK investors, and the prospectus of WT Issuer ("WT Prospectus"). A copy of the WT Prospectus and the KID / KIID is available, for EEA/UK only, in English at [www.wisdomtree.eu](http://www.wisdomtree.eu). Where required under national rules, the KID will also be available in the local language of the relevant EEA Member State. Investors

should read the WT Prospectus before investing and should refer to the section of the WT Prospectus entitled »Risk Factors¼ for further details of risks associated with an investment in the Shares.

The summary of investor rights associated with an investment in the fund is available in English on WisdomTree Europe¼s website. WisdomTree Management Limited may decide to terminate the arrangements made for the marketing of its collective investment undertakings. In such circumstances, shareholders in the affected EEA Member State will be notified of this decision and will be provided with the opportunity to redeem their shareholding in the fund free of any charges or deductions for at least 30 working days from the date of such notification.

### **Notice to Investors in Switzerland – Qualified Investors**

This document constitutes an advertisement of the financial product(s) mentioned herein.

The prospectus and the key investor information documents (KIID) are available from WisdomTree¼s website: <https://www.wisdomtree.eu/en-ch/resource-library/prospectus-and-regulatory-reports>

Some of the sub-funds referred to in this document may not have been registered with the Swiss Financial Market Supervisory Authority (“FINMA”). In Switzerland, such sub-funds that have not been registered with FINMA shall be distributed exclusively to qualified investors, as defined in the Swiss Federal Act on Collective Investment Schemes or its implementing ordinance (each, as amended from time to time). The representative and paying agent of the sub-funds in Switzerland is Société Générale Paris, Zurich Branch, Talacker 50, PO Box 5070, 8021 Zurich, Switzerland. The prospectus, the key investor information documents (KIID), the articles of association and the annual and semi-annual reports of the sub-funds are available free of charge from the representative and paying agent. As regards distribution in Switzerland, the place of jurisdiction and performance is at the registered seat of the representative and paying agent.

### **For Investors in France:**

The information in this document is intended exclusively for professional investors (as defined under the MiFID) investing for their own account and this material may not in any way be distributed to the public. The distribution of the Prospectus and the offering, sale and delivery of Shares in other jurisdictions may be restricted by law. WT Issuer is a UCITS governed by Irish legislation, and approved by the Financial Regulatory as UCITS compliant with European regulations although may not have to comply with the same rules as those applicable to a similar product approved in France. The Fund has been registered for marketing in France by the Financial Markets Authority (Autorité des Marchés Financiers) and may be distributed to investors in France. Copies of all documents (i.e. the Prospectus, the Key Investor Information Document, any supplements or addenda

thereto, the latest annual reports and the memorandum of incorporation and articles of association) are available in France, free of charge at the French centralizing agent, Societe Generale at 29, Boulevard Haussmann, 75009, Paris, France. Any subscription for Shares of the Fund will be made on the basis of the terms of the prospectus and any supplements or addenda thereto.

**For Investors in Malta:** This document does not constitute or form part of any offer or invitation to the public to subscribe for or purchase shares in the Fund and shall not be construed as such and no person other than the person to whom this document has been addressed or delivered shall be eligible to subscribe for or purchase shares in the Fund. Shares in the Fund will not in any event be marketed to the public in Malta without the prior authorisation of the Maltese Financial Services Authority.

**For Investors in Monaco:** This communication is only intended for duly registered banks and/or licensed portfolio management companies in Monaco. This communication must not be sent to the public in Monaco.