

Prioritising sustainability in a changing world

Publié le 19 juin 2024

Aneeka Gupta

Director, Macroeconomic Research, WisdomTree Europe

Points clés

- This era of sustainability has ushered in a new business paradigm where profits and responsible practices go hand in hand.
- Embedded sustainability efforts are having a positive impact on business performance, thereby encouraging companies to make sustainability the core of their business strategy.
- The political declaration of the 2023 Sustainable Development Goals (SDG) summit showed a strong sense of policy continuity in still seeking to meet its goals within the 2030 timeline.
- [Related Products WisdomTree Global Sustainable Equity UCITS ETF - USD Acc Find out more](#)

The drive towards sustainability is set to define a transformative era of economic growth, reshaping the investment landscape. This era of sustainability has ushered in a new business paradigm where profits and responsible practices go hand in hand. Sustainability is not just a passing trend but a fundamental necessity for businesses in the modern world.

Cost-effective sustainability

Undoubtedly, the COVID-19 pandemic accelerated this trend as companies were awakened to the importance of sustainability in ensuring resilience and long-term success. Global supply chains today remain vulnerable to natural disasters and civil conflict. Supply chain shocks are known to account for around one-third of the strains in global production networks¹. Embedded sustainability efforts result in a positive impact on business performance, encouraging companies to place sustainability at the core of their business strategy. Adopting sustainable practices yields a range of benefits, including cost reduction via responsible resource management, increased revenue, attracting and retaining talent, resilience, and brand loyalty. A study by Accenture showed that companies that invest in sustainable technologies can generate significant cost savings, such as a 12% reduction in energy costs and a 10% reduction in water costs².

Despite advances, acceleration is needed

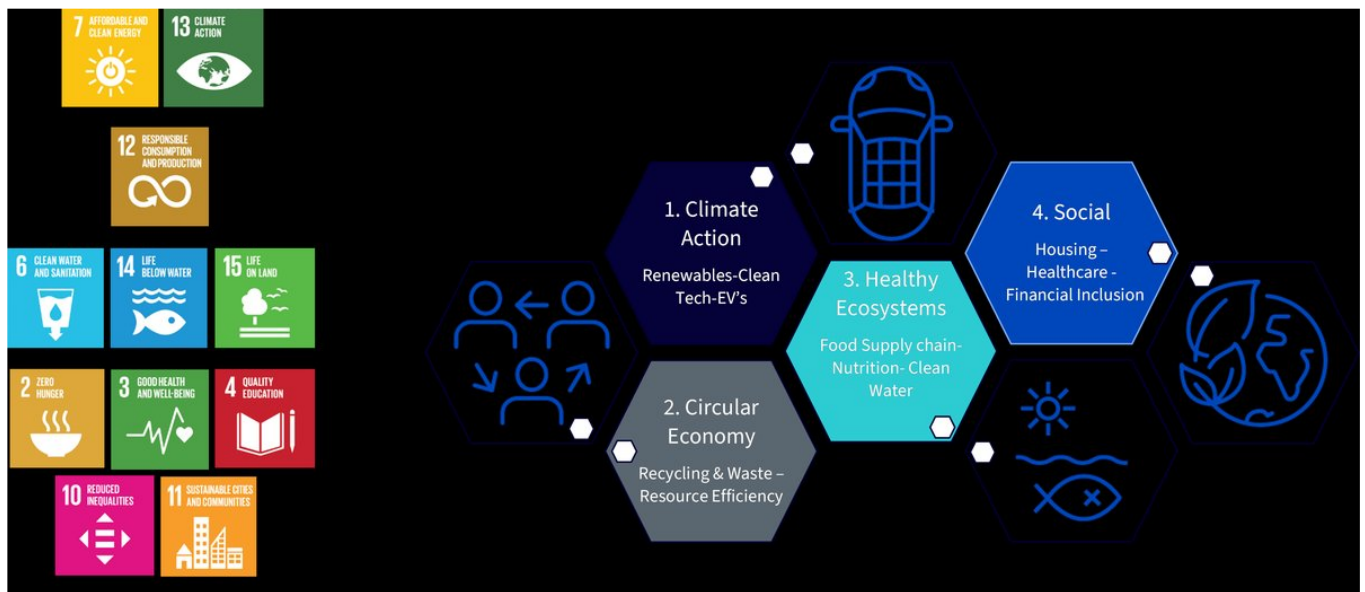
Back in 2015, world leaders came together and made a historic promise to secure the rights and well-being of everyone on a healthy, thriving planet when they adopted the 2030 Agenda for Sustainable Development and its 17 Sustainable Development Goals (SDGs) discussed [here](#). The 17 SDGs, the cornerstone of the agenda, offer a roadmap towards a more sustainable economy and society by 2030. More than halfway to

the SDG deadline, the United Nations (UN) report suggests that progress has been made since 2015, yet the world is not on track to achieve many SDGs by 2030. The political declaration of the 2023 SDGs summit showed a strong sense of policy continuity in still seeking to meet the SDGs within the 2030 timeline³. Looking ahead, prioritising SDGs will be a strategic necessity. A targeted and consolidated approach across government policies, corporate action, and investor decision-making should put the world back on track to achieve its SDG goals.

A sustainable investment solution

For investors seeking to align their investments with companies that prioritise sustainability, ethical practices, and transparent governance, WisdomTree presents its first sustainable core equity solution and SFDR Article 9 classified fund in collaboration with Irish Life Investment Managers (ILIM). The [WisdomTree Global Sustainable Equity UCITS ETF \(WSDG\)](#) seeks to provide access to companies from developed markets that positively contribute to social and environmental objectives. The strategy prioritises 11 of the 17 UN SDGs and uses a pillar-based approach to convert the 11 SDGs into four investable pillars.

Figure 1 – A sustainable framework



Source: Irish Life Investment Managers, WisdomTree as of 31 May 2024

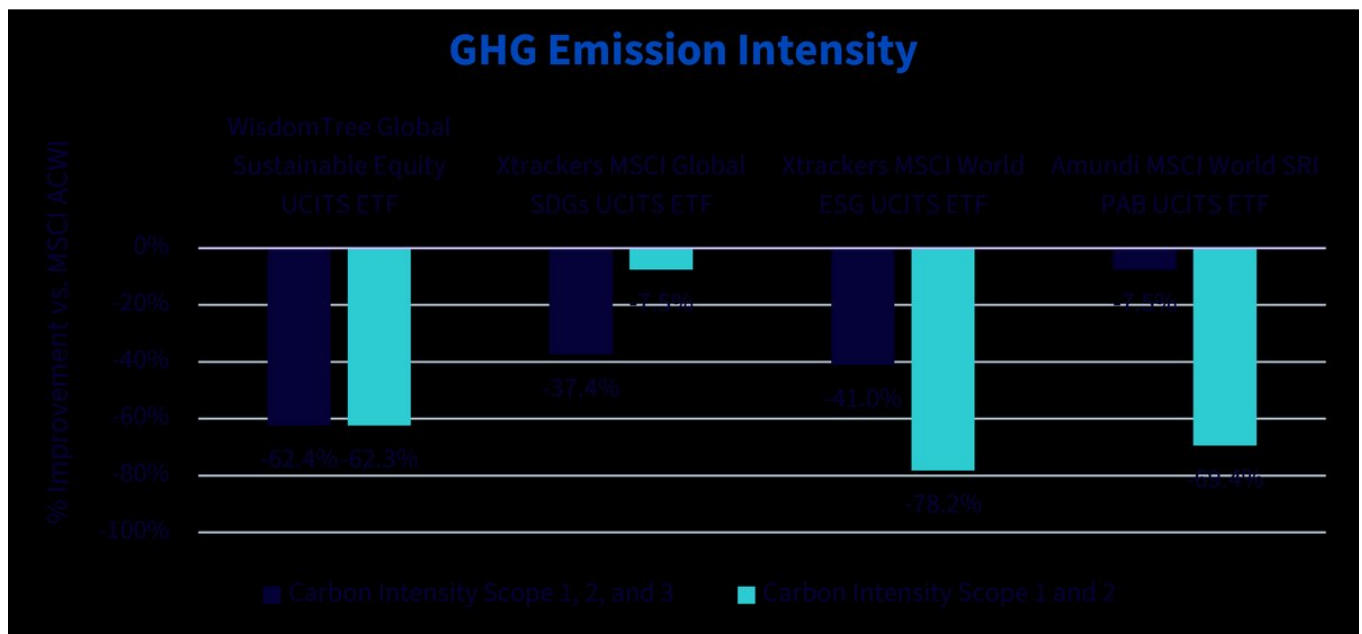
By integrating UN SDGs, investors align themselves with priorities that are supported by governments, international organisations, and civil society. In addition, the ETF also excludes companies based on environmental, social and governance (ESG) criteria. Therefore, the ETF allows investors to gain exposure to a global portfolio of developed market equities that holistically integrates the consideration of negative externalities and positive impacts.

Take, for example, Greenhouse Gas (GHG) emissions, which are among some of the adverse indicators that we aim to reduce. We measure emissions across ‘scopes’. Scopes 1 and 2 measure operational car-

bon emissions, e.g., from heating or producing electricity. Scope 3 measures the ‘downstream’ emissions, i.e., those that originate from the usage of the final product.

As illustrated in the figure below, scope 1&2 carbon intensity (per revenue) is significantly lower in the MSCI World ESG UCITS ETF and emission-focused MSCI World SRI PAB UCITS ETF, which is expected as that is the key objective of such funds. The Scope 3 carbon intensity is lowest in [WisdomTree Global Sustainable Equity UCITS ETF \(WSDG\)](#), which indicates that the companies from [WisdomTree Global Sustainable Equity UCITS ETF \(WSDG\)](#) produce products whose use creates less carbon emissions per revenue.

Figure 2 – Comparison of GHG emission intensity



Source: Solactive, Amundi, Xtrackers as of 30 April 2024. **Historical performance is not an indication of future performance and any investments may go down in value.**

The top three sector allocations in the [WisdomTree Global Sustainable Equity UCITS ETF](#) are (as illustrated below):


- Capital Goods
- Pharmaceuticals, Biotechnology & Life Sciences
- Semiconductors & Semiconductor Equipment

Figure 3 – GISC industry group breakdown

Source: WisdomTree, Solactive, FactSet, Bloomberg. You cannot invest directly in an index. Historical performance is not an indication of future performance and any investments may go down in value.

Owing to the high tilt to growth-oriented sectors in the [WisdomTree Global Sustainable Equity UCITS ETF](#), the forward long-term growth estimate is higher at 18x versus the benchmark MSCI All Country World Index at 14.1x. While the valuation (price-to-earnings ratio) is at par with the benchmark at 17.8x.

Figure 4 – Comparison of fundamental valuations



Source: WisdomTree, Nasdaq, MSCI, FactSet, Bloomberg. Multiples as of 31 May 2024. **Historical performance is not an indication of future performance.**

- 1 European Central Bank Economic Bulletin Issue 8/2021
- 2 Accenture 2021 – High Tech Sustainability Strategies
- 3 UN General Assembly 18 September 2023

Important Risks Related to this Article

IMPORTANT INFORMATION

Marketing communications issued in the European Economic Area (“EEA”): This document has been issued and approved by WisdomTree Ireland Limited, which is authorised and regulated by the Central Bank of Ireland.

Marketing communications issued in jurisdictions outside of the EEA: This document has been issued and approved by WisdomTree UK Limited, which is authorised and regulated by the United Kingdom Financial Conduct Authority.

WisdomTree Ireland Limited and WisdomTree UK Limited are each referred to as “WisdomTree” (as applicable). Our Conflicts of Interest Policy and Inventory are available on request.

For professional clients only. Past performance is not a reliable indicator of future performance. Any historical performance included in this document may be based on back testing. Back testing is the process of evaluating an investment strategy by applying it to historical data to simulate what the performance of such strategy would have been. Back tested performance is purely hypothetical and is provided in this document solely for informational purposes. Back tested data does not represent actual performance and should not be interpreted as an indication of actual or future performance. The value of any investment may be affected by exchange rate movements. Any decision to invest should be based on the information contained in the appropriate prospectus and after seeking independent investment, tax and legal advice. These products may not be available in your market or suitable for you. The content of this document does not constitute investment advice nor an offer for sale nor a solicitation of an offer to buy any product or make any investment.

An investment in exchange-traded products (“ETPs”) is dependent on the performance of the underlying index, less costs, but it is not expected to match that performance precisely. ETPs involve numerous risks including among others, general market risks relating to the relevant underlying index, credit risks on the provider of index swaps utilised in the ETP, exchange rate risks, interest rate risks, inflationary risks, liquidity risks and legal and regulatory risks.

The information contained in this document is not, and under no circumstances is to be construed as, an advertisement or any other step in furtherance of a public offering of shares in the United States or any province or territory thereof, where none of the issuers or their products are authorised or registered for distribution and where no prospectus of any of the issuers has been filed with any securities commission or regulatory authority. No document or information in this document should be taken, transmitted or distributed (directly or indirectly) into the United States. None of the issuers, nor any securities issued by them, have been or will be registered under the United States Securities Act of 1933 or the Investment Company Act of 1940 or qualified under any applicable state securities statutes.

This document may contain independent market commentary prepared by WisdomTree based on publicly available information. Although WisdomTree endeavours to ensure the accuracy of the content in this

document, WisdomTree does not warrant or guarantee its accuracy or correctness. Any third party data providers used to source the information in this document make no warranties or representation of any kind relating to such data. Where WisdomTree has expressed its own opinions related to product or market activity, these views may change. Neither WisdomTree, nor any affiliate, nor any of their respective officers, directors, partners, or employees accepts any liability whatsoever for any direct or consequential loss arising from any use of this document or its contents.

This document may contain forward looking statements including statements regarding our belief or current expectations with regards to the performance of certain assets classes and/or sectors. Forward looking statements are subject to certain risks, uncertainties and assumptions. There can be no assurance that such statements will be accurate and actual results could differ materially from those anticipated in such statements. WisdomTree strongly recommends that you do not place undue reliance on these forward-looking statements.

WisdomTree Issuer ICAV

The products discussed in this document are issued by WisdomTree Issuer ICAV ("WT Issuer"). WT Issuer is an umbrella investment company with variable capital having segregated liability between its funds organised under the laws of Ireland as an Irish Collective Asset-management Vehicle and authorised by the Central Bank of Ireland ("CBI"). WT Issuer is organised as

an Undertaking for Collective Investment in Transferable Securities ("UCITS") under the laws of Ireland and shall issue a separate class of shares ("Shares") representing each fund. Investors should read the prospectus of WT Issuer ("WT Prospectus") before investing and should refer to the section of the WT Prospectus entitled »Risk Factors¼ for further details of risks associated with an investment in the Shares.

WisdomTree Global Sustainable Equity UCITS ETF (WSDG)

Solactive AG ("Solactive") is the licensor of Solactive WisdomTree Global Sustainable Equity UCITS Index (the "Index"). The financial instruments that are based on the Index are not sponsored, endorsed, promoted or sold by Solactive in any way and **Solactive makes no express or implied representation, guarantee or assurance with regard to:** (a) the advisability in investing in the financial instruments; (b) the quality, accuracy and/or completeness of the Index; and/or (c) the results obtained or to be obtained by any person or entity from the use of the Index. Solactive reserves the right to change the methods of calculation or publication with respect to the Index. Solactive shall not be liable for any damages suffered or incurred as a result of the use (or inability to use) of the Index.

Product Comparison

This document contains a comparison of financial products contained within the relevant prospectus and/or based on publicly available information, some of which has been prepared by third parties. While such sources are believed to be accurate as at their date of publication, WisdomTree does not warrant, guarantee or otherwise confirm the accuracy or correctness of any information contained herein and any information or opinions related to the products detailed herein may change over time. Any third parties

used to source the information in this document make no warranties or claims of any kind relating to such data. Investors should read the prospectus and other applicable offering documents for each product and consider the investment objectives, risks, charges and expenses carefully before investing.

Notice to Investors in Switzerland – Qualified Investors

This document constitutes an advertisement of the financial product(s) mentioned herein.

The prospectus and the key investor information documents (KIID) are available from WisdomTree's website: <https://www.wisdomtree.eu/en-ch/resource-library/prospectus-and-regulatory-reports>

Some of the sub-funds referred to in this document may not have been registered with the Swiss Financial Market Supervisory Authority ("FINMA"). In Switzerland, such sub-funds that have not been registered with FINMA shall be distributed exclusively to qualified investors, as defined in the Swiss Federal Act on Collective Investment Schemes or its implementing ordinance (each, as amended from time to time). The representative and paying agent of the sub-funds in Switzerland is Société Générale Paris, Zurich Branch, Talacker 50, PO Box 5070, 8021 Zurich, Switzerland. The prospectus, the key investor information documents (KIID), the articles of association and the annual and semi-annual reports of the sub-funds are available free of charge from the representative and paying agent. As regards distribution in Switzerland, the place of jurisdiction and performance is at the registered seat of the representative and paying agent.

For Investors in France

The information in this document is intended exclusively for professional investors (as defined under the MiFID) investing for their own account and this material may not in any way be distributed to the public. The distribution of the Prospectus and the offering, sale and delivery of Shares in other jurisdictions may be restricted by law. WT Issuer is a UCITS governed by Irish legislation, and approved by the Financial Regulatory as UCITS compliant with European regulations although may not have to comply with the same rules as those applicable to a similar product approved in France. The Fund has been registered for marketing in France by the Financial Markets Authority (Autorité des Marchés Financiers) and may be distributed to investors in France. Copies of all documents (i.e. the Prospectus, the Key Investor Information Document, any supplements or addenda thereto, the latest annual reports and the memorandum of incorporation and articles of association) are available in France, free of charge at the French centralizing agent, Societe Generale at 29, Boulevard Haussmann, 75009, Paris, France. Any subscription for Shares of the Fund will be made on the basis of the terms of the prospectus and any supplements or addenda thereto.

For Investors in Malta: This document does not constitute or form part of any offer or invitation to the public to subscribe for or purchase shares in the Fund and shall not be construed as such and no person other than the person to whom this document has been addressed or delivered shall be eligible to subscribe for or purchase shares in the Fund. Shares in the Fund will not in any event be marketed to the public in Malta without the prior authorisation of the Maltese Financial Services Authority.

For Investors in Monaco: This communication is only intended for duly registered banks and/or licensed portfolio management companies in Monaco. This communication must not be sent to the public in Monaco.