

# The electric revolution: powering a new era of metals demand

Published 16 April 2025

**Wood Mackenzie**

Wood Mackenzie

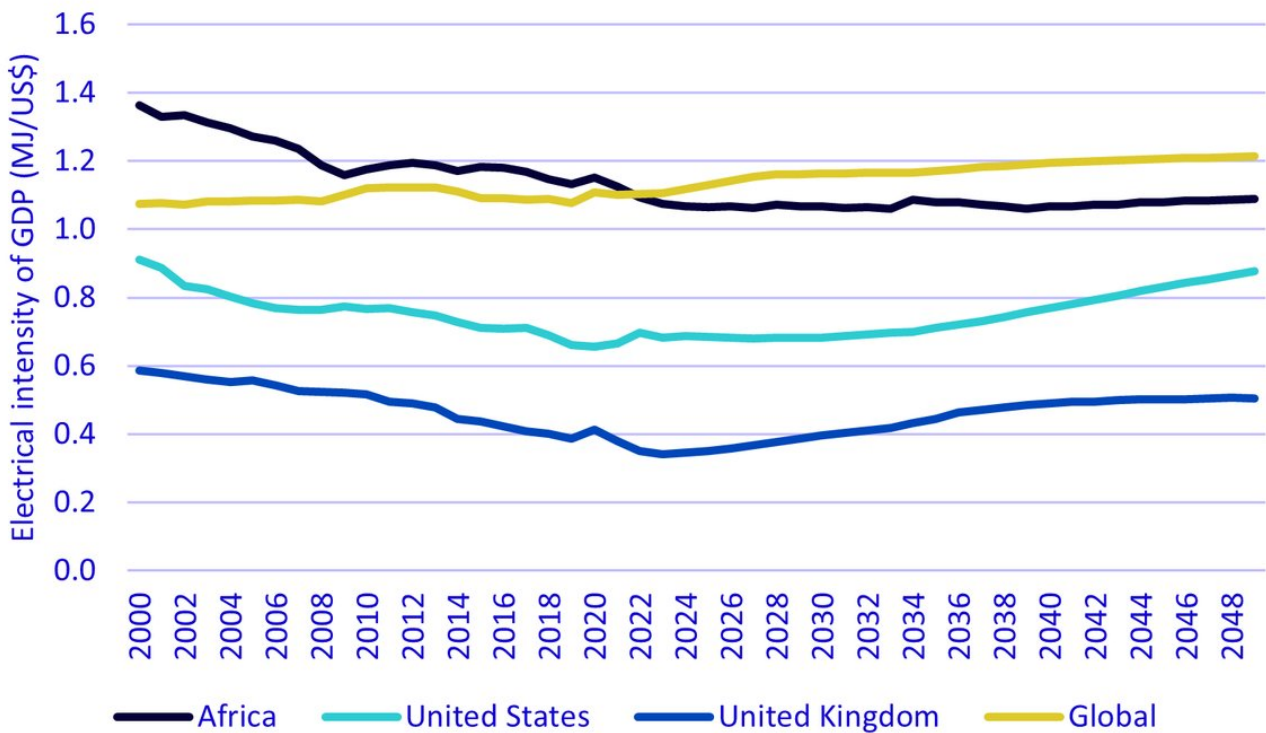
## Key Takeaways

- Electricity demand surge: global electricity consumption is projected to grow 22% by 2030, reversing decades of stagnation in developed nations.
- Data centres drive growth: data centre electricity use could increase nine-fold by 2030, becoming a major global power consumer.
- Copper demand rising: copper will be essential for electrification, with demand projected to grow 2.5% annually through 2034.
- Massive infrastructure investment needed: achieving net-zero emissions will require \$21 trillion in grid investment and a doubling of transmission lines by 2050.
- Related Products [WisdomTree Strategic Metals UCITS ETF - USD Acc](#), [WisdomTree Strategic Metals and Rare Earths Miners UCITS ETF - USD Acc](#), [WisdomTree Copper](#) Find out more

The global economy stands at a pivotal inflection point, with electricity consumption poised for significant growth after decades of stagnation in developed nations. This shift, driven by technological advancements and the energy transition, will fundamentally reshape the mining cycle and create substantial demand for base metals.

After a quarter-century of decoupling between electricity demand and GDP<sup>1</sup> growth across much of the developed world, we're witnessing a reversal of this trend. The economy is becoming increasingly electrified, with the electricity intensity of GDP growth on the rise (see Figure 1).

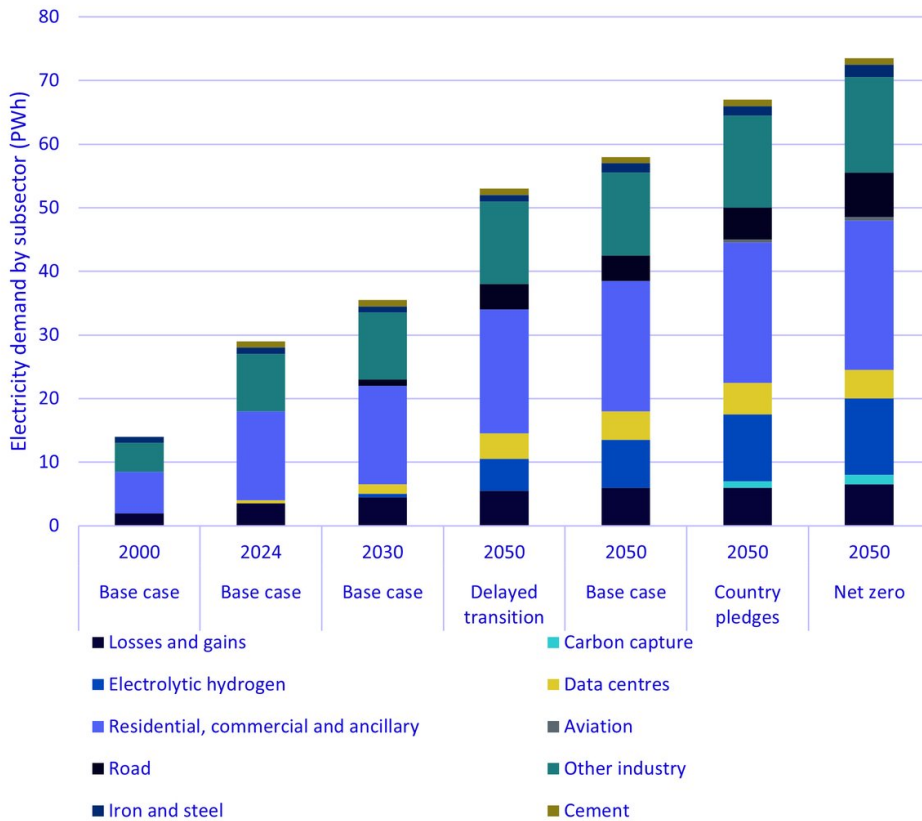
## Figure 1: The electrical intensity of GDP has hit an inflection point



This transformation is not merely a result of government policy but is deeply rooted in technological progress, encompassing electrification, the proliferation of data centres, and the broader energy transition.

By 2030, we project a 22% surge in electricity consumption (see Figure 2). Electric vehicles and data centres stand out as the most dynamic drivers of demand this decade. But, in latter decades, this growth will be propelled by the electrification of energy-intensive sectors such as cement, steel, and road transport, and new green hydrogen production and carbon capture technologies.

**Figure 2: Global power demand expected to rise 22% by 2030**



The data centre boom is particularly noteworthy. Global data centre electricity consumption could skyrocket from around 500 TWh2 to a staggering 4,500 TWh by 2030 – a nine-fold increase. This would represent 4% of global power demand by 2030, potentially soaring to 8% by 2050. It's crucial to note that this trend extends far beyond the US, as governments worldwide prioritise data sovereignty, fuelling a global data centre expansion.

Recent developments in the artificial intelligence (AI) sector underscore the potential for even greater growth. The emergence of DeepSeek, an innovative Chinese AI startup, has challenged the narrative of US AI dominance. This is likely to accelerate the globalisation of AI. But Western major tech companies like Apple, Meta, Amazon, Google, and Microsoft will maintain their commitment to over US\$300 billion in capital investment for data centres by 2025.

The implications for base metals demand are profound. Copper, in particular, stands to benefit significantly from this trend. Even if AI becomes more commoditised and data centres diversify in ownership and location, the fundamental need for copper wire in these facilities remains constant.

**Figure 3: Metals needed for generation, transmission, and storage**

## Figure 3a: Metals used in clean energy technologies

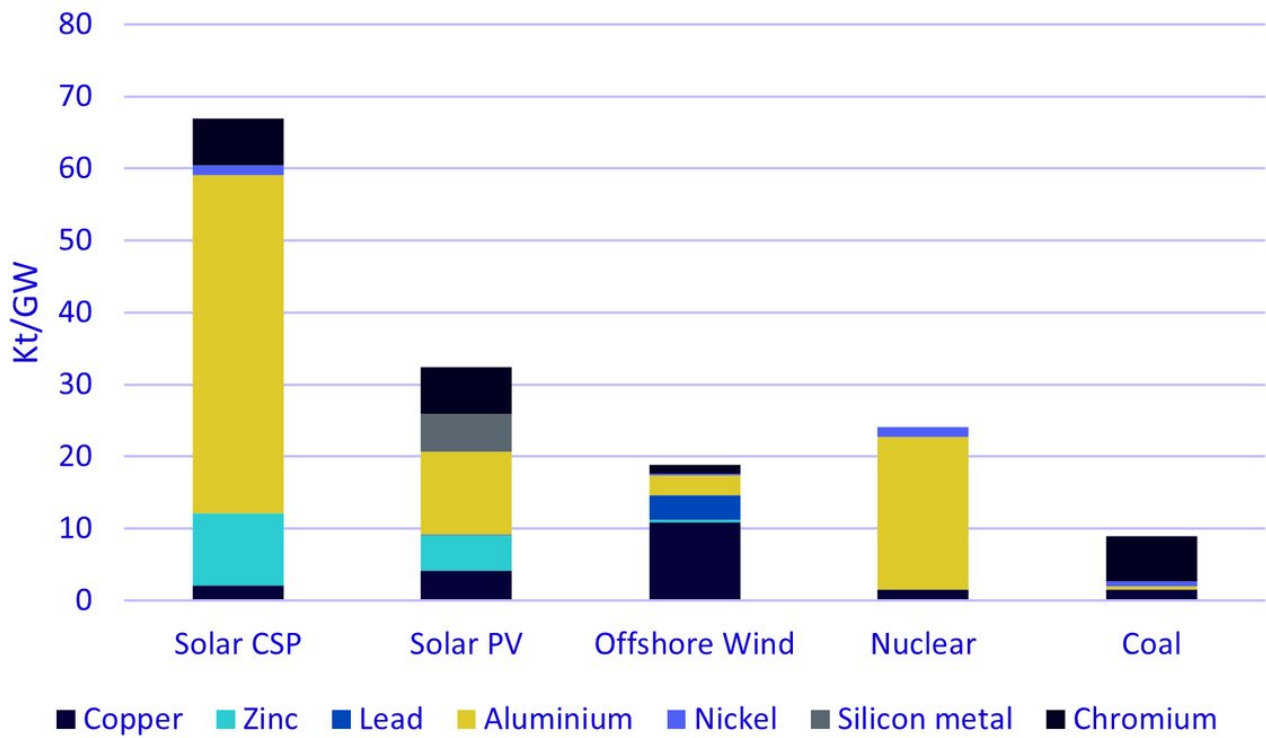


Figure 3b: Metals used in passenger ICEs and BEVs3

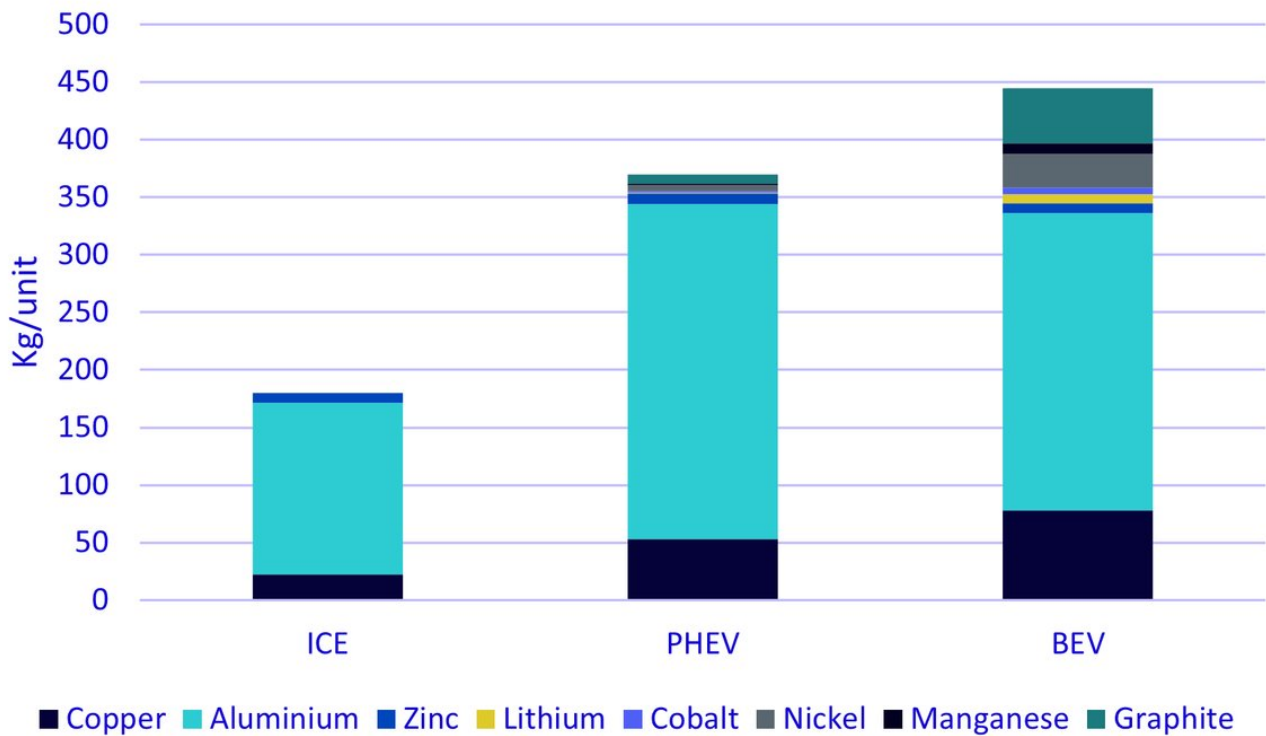
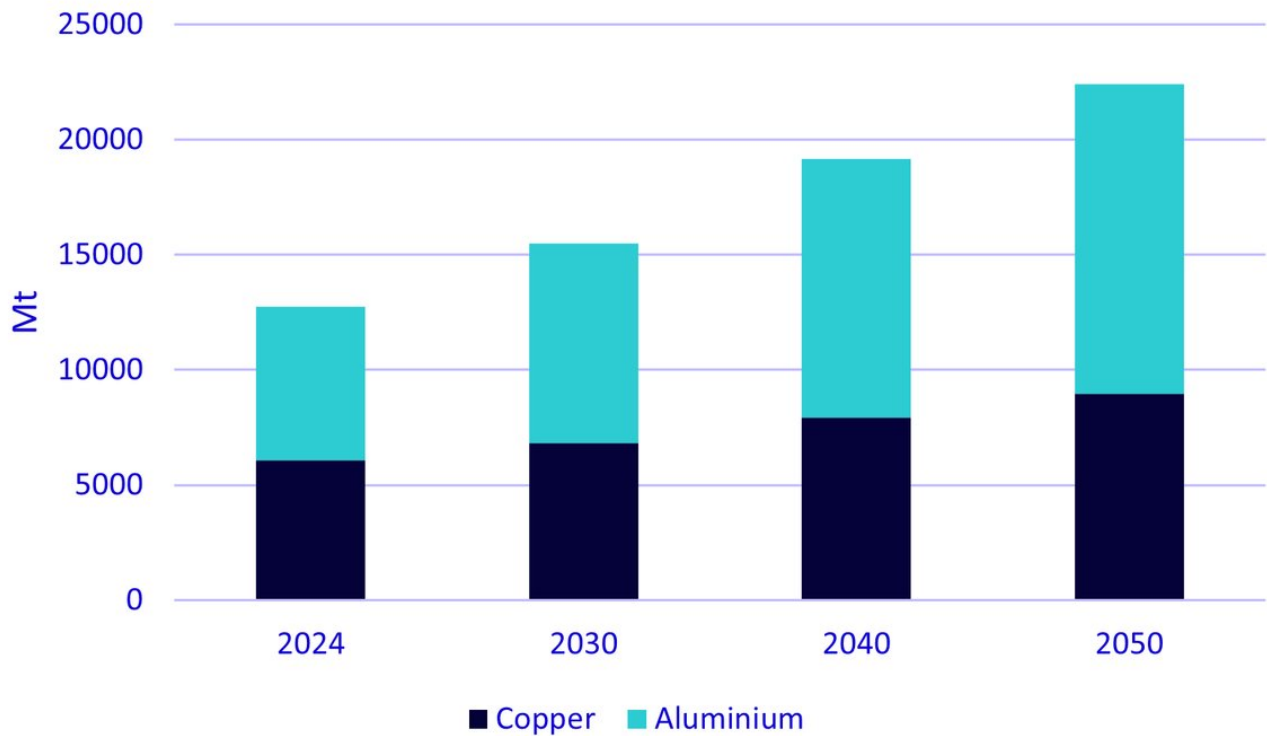


Figure 3c: Metals in transmission



However, it's important to acknowledge the downside risks. Progress towards a low-carbon energy system is faltering on multiple fronts, leaving us dangerously reliant on fossil fuels. We may be heading towards a "delayed transition" scenario – a potentially catastrophic 3°C pathway where emissions don't peak until the early 2030s.

Yet, even in this less optimistic scenario, electrification remains crucial for energy security. In our base case, electricity's share of final energy demand is projected to rise steadily from 23% in 2024 to 35% by 2050. Even in a delayed transition scenario, it would still reach 33%.

Meeting this surging demand presents significant challenges, particularly in supplying decarbonised power. Major tech companies are setting ambitious targets—Amazon aims for 100% renewable energy by 2025, while Microsoft targets carbon negativity by 2030. Achieving these goals will require a mix of renewables, extended reliance on natural gas generation in the near term, and the eventual deployment of nuclear power.

This transition will dramatically increase demand for metals. Battery-related demand is projected to increase five-fold by 2050 in our base case scenario, and a staggering ten-fold in our net-zero scenario. Achieving net-zero emissions will necessitate a US\$21 trillion investment in power grids by 2050, doubling the length of transmission and distribution lines.

This rapid expansion will strain supply chains, with annual demand for copper, aluminium, and other critical components like switches and transformers for grid expansion doubling by 2035. The copper market, in particular, is expected to face significant pressure. We forecast total copper consumption to grow by 2.5%

annually between 2024 and 2034, with higher copper scrap use mitigating the mine requirement to 2.0%. However, in a mature, structurally supply-constrained commodity, this represents a major challenge.

The electrical and base metals sectors are on the cusp of a new era of demand growth, driven by the electrification of the global economy and the push towards decarbonisation. This presents both opportunities and challenges for the mining industry, requiring strategic planning, substantial investment, and innovative solutions to meet the world's evolving energy needs.

1GDP = gross domestic product.

2Twh = terawatt-hour.

3ICEs = internal combustion engine; BEVs = battery electric vehicles.

## Important Risks Related to this Article

### Important Information

**Marketing communications issued in the European Economic Area (“EEA”):** This document has been issued and approved by WisdomTree Ireland Limited, which is authorised and regulated by the Central Bank of Ireland.

**Marketing communications issued in jurisdictions outside of the EEA:** This document has been issued and approved by WisdomTree UK Limited, which is authorised and regulated by the United Kingdom Financial Conduct Authority.

WisdomTree Ireland Limited and WisdomTree UK Limited are each referred to as “WisdomTree” (as applicable). Our Conflicts of Interest Policy and Inventory are available on request.

**For professional clients only. The information contained in this document is for your general information only and is neither an offer for sale nor a solicitation of an offer to buy securities or shares. This document should not be used as the basis for any investment decision. Investments may go up or down in value and you may lose some or all of the amount invested. Past performance is not necessarily a guide to future performance. Any decision to invest should be based on the information contained in the appropriate prospectus and after seeking independent investment, tax and legal advice.**

The application of regulations and tax laws can often lead to a number of different interpretations. Any views or opinions expressed in this communication represent the views of WisdomTree and should not be construed as regulatory, tax or legal advice. WisdomTree makes no warranty or representation as to the accuracy of any of the views or opinions expressed in this communication. Any decision to invest should be based on the information contained in the appropriate prospectus and after seeking independent investment, tax and legal advice.

This document is not, and under no circumstances is to be construed as, an advertisement or any other step in furtherance of a public offering of shares or securities in the United States or any province or territory thereof. Neither this document nor any copy hereof should be taken, transmitted or distributed (directly or indirectly) into the United States.

Although WisdomTree endeavours to ensure the accuracy of the content in this document, WisdomTree does not warrant or guarantee its accuracy or correctness. Where WisdomTree has expressed its own opinions related to product or market activity, these views may change. Neither WisdomTree, nor any affiliate, nor any of their respective officers, directors, partners, or employees accepts any liability whatsoever for any direct or consequential loss arising from any use of this document or its contents.