

# What's Hot: Tariff-induced market turmoil

Veröffentlicht am 10. April 2025

## Nitesh Shah

Head of Commodities and Macroeconomic Research, WisdomTree Europe

## Aneeka Gupta

Director, Macroeconomic Research, WisdomTree Europe

## Dovile Silenskyte

Director, Digital Assets Research

## Wichtige Erkenntnisse

- President Trump's surprise Liberation Day tariff announcement triggered a market-wide selloff, propelling U.S. tariff rates to century-high levels and igniting a stagflationary threat that could challenge Federal Reserve policy responses.
- Amid the volatility, dividend-focused and capital-efficient WisdomTree ETFs have shown relative resilience, highlighting the strength of quality income strategies during economic stress.
- Bitcoin's stability during this turmoil underscores its growing maturity as a strategic asset, offering diversification benefits as traditional markets face heightened geopolitical and macroeconomic uncertainty.
- Related Products WisdomTree US Equity Income UCITS ETF, WisdomTree Global Quality Dividend Growth UCITS ETF - USD Acc, WisdomTree US Efficient Core UCITS ETF - USD Acc Find out more

There is no doubt that with his new tariff regime, U.S. President Donald Trump has upended the global economic order. The question now is: by how much?

The "Liberation Day" tariffs, announced on Wednesday, 2 April 2025, were set to take effect on Wednesday, 9 April 2025, but have been paused for most countries for 90 days. Markets have been whipsawing, declining sharply in the morning of 9 April, before rebounding strongly as tariffs were postponed.

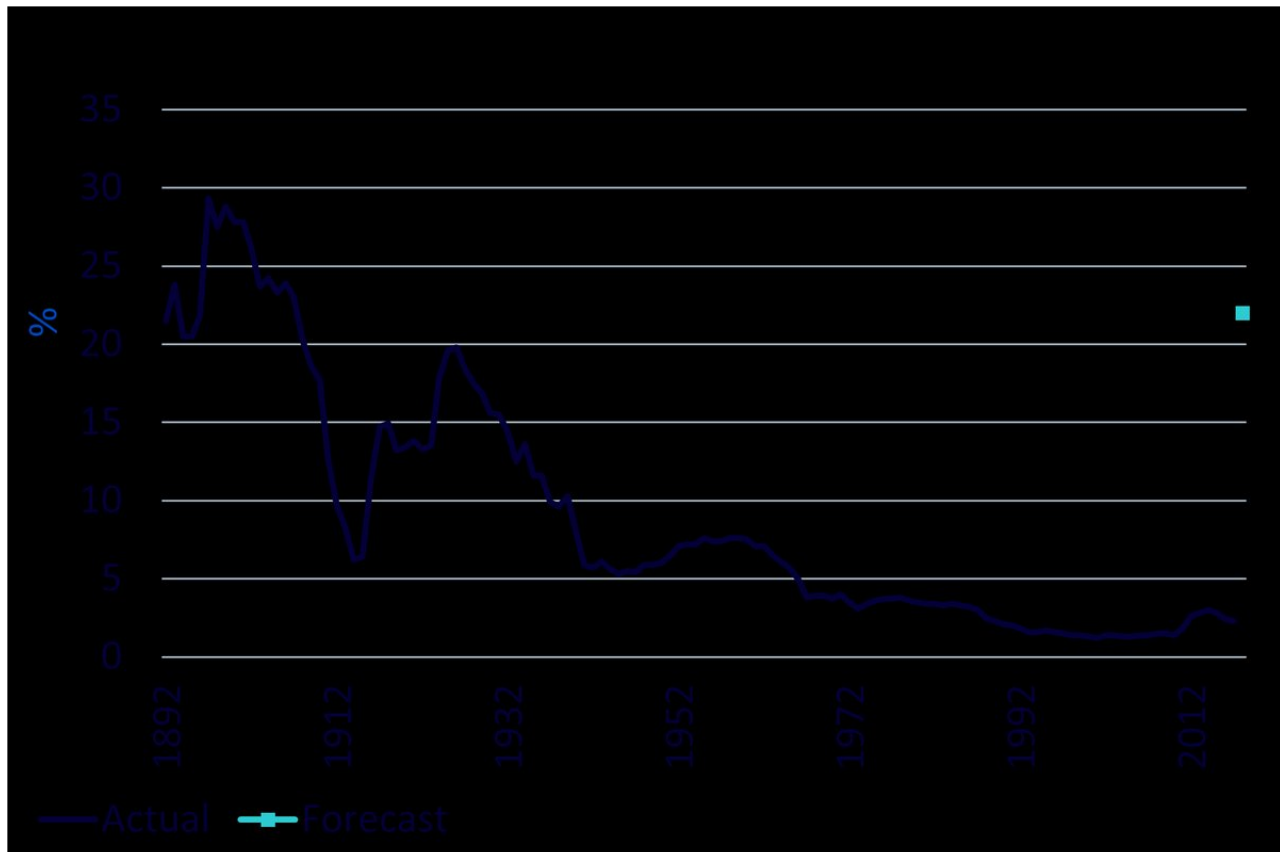
In 90 days U.S. average effective tariffs could rise to levels not seen in over a century. Pricing in such a large shock is no easy task – especially as countries scramble to negotiate their positions.

Japan appears to be leading the charge in diplomatic engagement. News reports indicate that Japanese Prime Minister Shigeru Ishiba has secured discussions with U.S. Treasury Secretary Scott Bessent and U.S. Trade Representative Jamieson Greer. Meanwhile, the European Union's initial proposal seems to have been rejected by Washington. The EU has also paused its steel and aluminium tariff retaliatory measures for 90 days in hope of progressing the negotiations.

U.S. tariffs on China have been scaled up to 125%, reflecting Trump's disappointment regarding China's lack of flexibility. China has declared it will "fight to the end." China will likely focus on stimulating domestic demand. However, the People's Bank of China allowed the yuan to weaken to its lowest level since 2007. The move could signal the start of a competitive devaluation, which would almost certainly antagonize the U.S. and further reduce the chances of a trade truce.

On balance, the trade war appears to be escalating, not de-escalating.

## Figure 1: Average effective U.S. tariff rates



Source: WisdomTree, Bloomberg, US International Trade Commission : Office of Analysis and Research Services Office of Operations. Historic: 1892-2024. Forecast: 2025

While these tariffs represent a demand shock, they simultaneously drive prices higher for goods and services consumed in the U.S. – a classic stagflation scenario that could complicate the Federal Reserve's policy response. Though the Fed has previously suggested that tariff-driven inflation would be "transitory" – and indicated a willingness to resume rate cuts in response to growth risks – markets may already price in significant economic damage before any labour market weakness becomes visible.

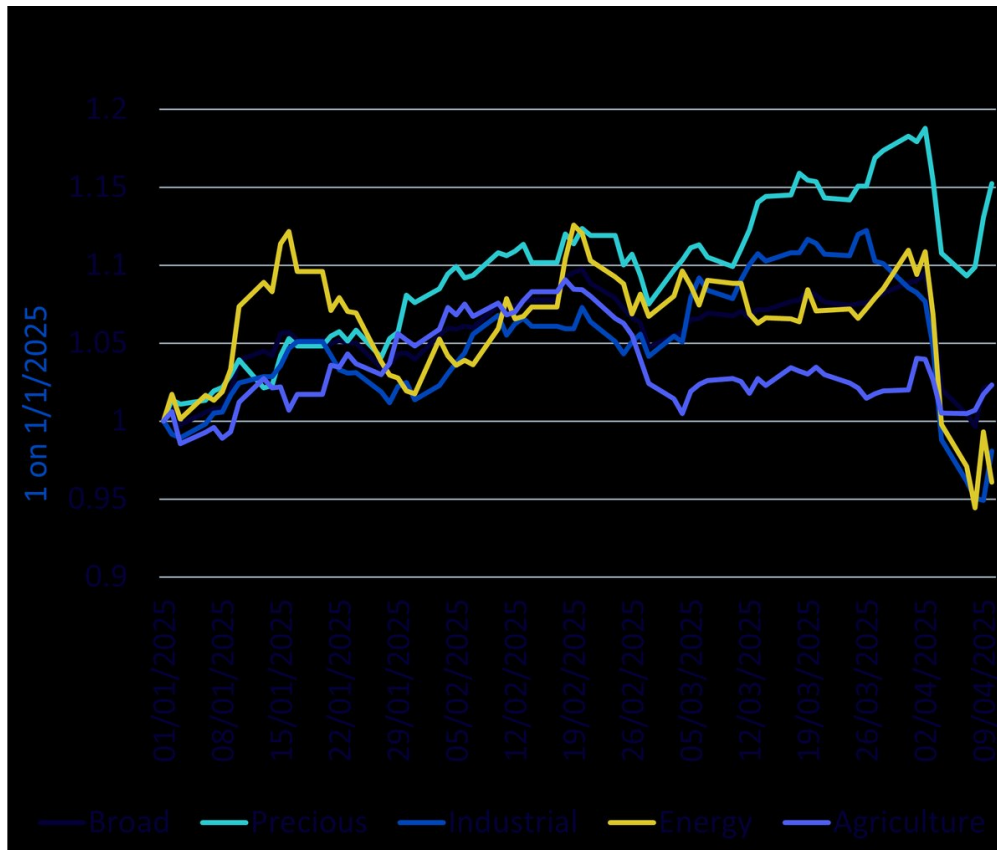
## Asset performance

Most cyclical assets are under pressure. Below is our assessment of key sectors:

## Commodities

Commodity prices have declined across the board since the tariff announcement, with energy leading the losses. This is partly due to the Organisation of the Petroleum Exporting Countries and a group of allied non-OPEC oil-producing nations (OPEC+) unexpectedly announcing a significant production increase. Despite this, precious metals and agricultural commodities still show year-to-date gains, while energy and industrial metals have erased earlier progress.

**Figure 2: Commodity price reaction**



Source: WisdomTree, Bloomberg Commodity Total Returns Subindices. **Historical performance is not an indication of future performance, and any investments may go down in value.**

We remain confident that gold and silver will recover their recent losses. These metals have been caught up in the broader market sell-off, which is typical during periods of financial stress. In such times, gold is often sold as a source of liquidity to meet margin calls and manage risk. However, history shows that once the initial wave of stress passes, gold prices typically rebound. We believe gold could hit new all-time highs this year, potentially reaching over \$3,600/oz within 12 months. Silver is likely to follow suit, benefiting from gold's momentum.

Demand destruction may make it harder for industrial and energy commodities to recover. However, there is a strong likelihood that China will implement stimulus measures to cushion the blow. While we don't

expect China to launch a stimulus on the scale of the 2008 Global Financial Crisis, it will likely double down on its current approach – combining green ambitions with economic support. Infrastructure investment, especially in the power grid, will be metals-intensive. China is expected to buy metals aggressively during price dips. That said, we are less confident the same will apply to oil.

OPEC+, for its part, has a history of misjudging demand shocks – most notably during the COVID crisis. Its recent decision to boost production during a downturn does not inspire confidence.

U.S. agricultural exports are also likely to suffer in the tit-for-tat trade war, dimming the outlook for a meaningful rebound in CME and CBOT prices. However, if agricultural tariffs become part of broader trade negotiations, there is a chance for recovery.

## Equities at the mercy of tariff whiplash

The global equity market has been jolted into a sharp correction following a cascade of tariff announcements that began on Liberation Day, triggering a broad risk-off sentiment among investors. The magnitude and velocity of the selloff point to a deeper shift in risk sentiment and portfolio positioning. Cyclical and high-beta tech names have borne the brunt, while small caps and emerging markets (EM) equities – often seen as trade-sensitive – have seen outsized drawdowns. Even large cap tech, previously seen as resilient, hasn't been spared.

Amid the turbulence, WisdomTree's dividend and core allocation strategies have offered a beacon of stability, with key ETFs showing strong relative performance and reinforcing the value of a diversified, quality-focused approach.

## Defensiveness through dividends

WisdomTree's two dividend-focused UCITS exchange traded funds (ETFs) – which strategically steer away from the most concentrated exposures in mega-cap growth—have held up notably well during the recent downturn. The [WisdomTree US Equity Income UCITS ETF](#) (Ticker: DHS) known to target the top 30% dividend-yielding US stocks, after filtering out lower quality and momentum stocks. The strategy's value-tilt and sector diversification – including a stronger allocation to healthcare, financials, and consumer staples – has been key to its outperformance versus the S&P 500 Index.

The [WisdomTree Global Quality Dividend Growth UCITS ETF](#) (Ticker: GGRA) – offer access to a portfolio of high quality, dividend paying global companies by selecting dividend paying companies with the best combined rank of earnings growth, return on equity and return on assets within an ESG-filtered universe of companies with sustainable dividend policies. By maintaining a higher tilt toward the highest Return on Equity (ROE) quintiles, the strategy offers high profitability and defensibility.

The [WisdomTree US Efficient Core UCITS ETF](#) (Ticker: NTSX) also deserves attention as a diversifier during drawdowns. By combining 90% US equities with a 60% overlay in US Treasuries, it seeks to provide a capital-efficient 60/40 exposure.

As equity markets stumbled and Treasury yields dropped, NTSX benefited from:

- Bond overlays providing ballast, helping cushion portfolio losses
- Exposure to broad US equities without high-concentration risk
- Capital efficiency that allows investors to free up capital elsewhere without sacrificing diversification

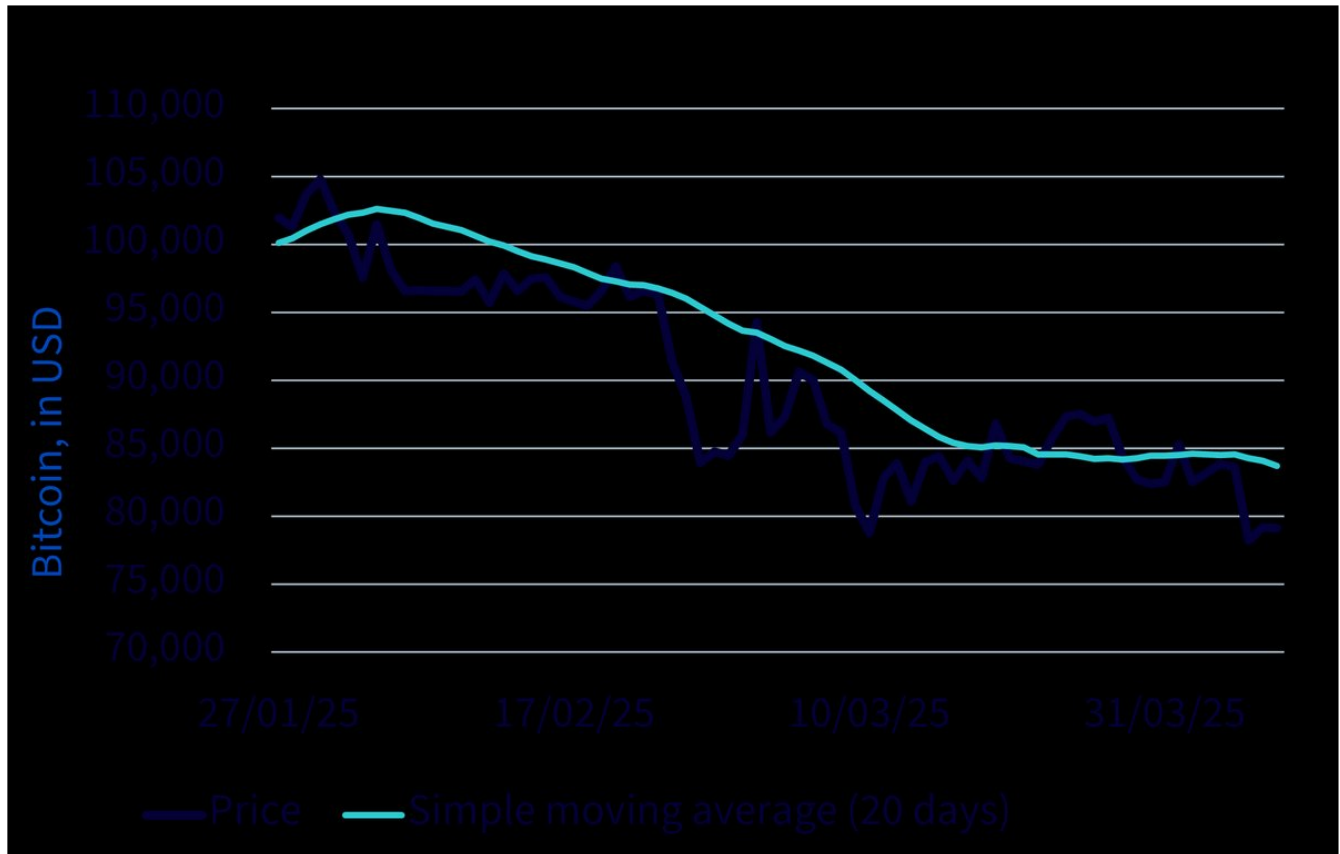
For investors looking to stay invested without taking on excess risk, NTSX offers a modern take on core allocation – particularly relevant when market stress prompts flight to safety.

With global markets digesting a cocktail of trade disruption, economic uncertainty, and monetary ambiguity, strategies that prioritize quality, dividend sustainability, and smart diversification are standing tall. As investors recalibrate, these ETFs represent core building blocks for portfolios looking to blend income, quality, and efficient risk control in an increasingly uncertain world.

## **Bitcoin is showing incredible resilience – and it matters for multi-asset allocations**

Since U.S. Liberation Day – when U.S. President Donald Trump announced unexpectedly high tariffs – bitcoin has demonstrated striking composure. While traditional markets absorbed the policy shock with volatility, bitcoin's price action remained orderly and rangebound. Far from chaotic, its behaviour has been, in a word, disciplined.

### **Figure 3: Bitcoin price, in USD**



Source: Artemis Terminal, WisdomTree. 08 April 2025. **Historical performance is not an indication of future performance, and any investments may go down in value.**

This is not an isolated incident. Over the past several months, bitcoin has begun to exhibit characteristics more in line with a strategic asset than a speculative one. Volatility has moderated meaningfully, and correlations to traditional risk assets remain structurally low – making bitcoin increasingly relevant for multi-asset portfolios.

The broader context is even more compelling. The total market capitalisation of listed, investable assets globally exceeds \$210 trillion<sup>1</sup>. With the cryptocurrencies' total market capitalisation valued just under \$3 trillion, they represent approximately 1.3% of the global market portfolio<sup>2</sup>. That places cryptocurrencies in line with asset classes such as high-yield bonds, inflation-linked bonds, or emerging market small-cap equities — all of which are regularly considered in strategic asset allocation models.

In this context, maintaining a zero allocation to bitcoin – a cryptocurrency that represents over 60% of total crypto market cap<sup>3</sup> – is no longer a neutral stance. It is an active underweight decision. For allocators seeking genuine diversification and aiming to reflect the evolving structure of global capital markets, the case for at least a measured allocation to bitcoin is becoming harder to ignore.

Bitcoin is not just surviving a volatile macro environment – it is maturing through it. And that evolution is precisely what makes it more investable than ever.

1 Source: Bloomberg, WisdomTree. 31 March 2025.

2 Source: Bloomberg, WisdomTree. 31 March 2025.

3 Source: Artemis Terminal. 08 April 2025.

## Important Risks Related to this Article

### Important Information

**Marketing communications issued in the European Economic Area (“EEA”):** This document has been issued and approved by WisdomTree Ireland Limited, which is authorised and regulated by the Central Bank of Ireland.

**Marketing communications issued in jurisdictions outside of the EEA:** This document has been issued and approved by WisdomTree UK Limited, which is authorised and regulated by the United Kingdom Financial Conduct Authority.

WisdomTree Ireland Limited and WisdomTree UK Limited are each referred to as “WisdomTree” (as applicable). Our Conflicts of Interest Policy and Inventory are available on request.

This marketing communication has been prepared for professional investors, but the WisdomTree products set out in this document may be available in some jurisdictions to any investors, subject to applicable laws and regulations. As the product may not be authorised or its offering may be restricted in your jurisdiction, it is the responsibility of every person or entity to satisfy themselves as to the full observance of the laws and regulations of the relevant jurisdiction. Prior to any application investors are advised to take all necessary legal, regulatory, tax and investment advice on the suitability and consequences of an investment in the products. Past performance is not a reliable indicator of future performance. Any historical performance included in this document may be based on back testing. Back testing is the process of evaluating an investment strategy by applying it to historical data to simulate what the performance of such strategy would have been. Back tested performance is purely hypothetical and is provided in this document solely for informational purposes. Back tested data does not represent actual performance and should not be interpreted as an indication of actual or future performance. The value of any investment may be affected by exchange rate movements. Any decision to invest should be based on the information contained in the appropriate prospectus and after seeking independent investment, tax and legal advice. These products may not be available in your market or suitable for you. The content of this document does not constitute investment advice nor an offer for sale nor a solicitation of an offer to buy any product or make any investment.

An investment in ETPs is dependent on the performance of the underlying index, less costs, but it is not expected to match that performance precisely. ETPs involve numerous risks including among others, general market risks relating to the relevant underlying index, credit risks on the provider of index swaps utilised in the ETP, exchange rate risks, interest rate risks, inflationary risks, liquidity risks and legal and regulatory risks.

The information contained on this document is not, and under no circumstances is to be construed as, an advertisement or any other step in furtherance of a public offering of shares in the United States or any province or territory thereof, where none of the issuers or their products are authorised or registered for distribution and where no prospectus of any of the issuers has been filed with any securities commission or regulatory authority. No document or information on this document should be taken, transmitted or

distributed (directly or indirectly) into the United States. None of the issuers, nor any securities issued by them, have been or will be registered under the United States Securities Act of 1933 or the Investment Company Act of 1940 or qualified under any applicable state securities statutes.

This document may contain independent market commentary prepared by WisdomTree based on publicly available information. Although WisdomTree endeavours to ensure the accuracy of the content in this document, WisdomTree does not warrant or guarantee its accuracy or correctness. Any third party data providers used to source the information in this document make no warranties or representation of any kind relating to such data. Where WisdomTree has expressed its own opinions related to product or market activity, these views may change. Neither WisdomTree, nor any affiliate, nor any of their respective officers, directors, partners, or employees accepts any liability whatsoever for any direct or consequential loss arising from any use of this document or its contents.

This document may contain forward looking statements including statements regarding our belief or current expectations with regards to the performance of certain assets classes and/or sectors. Forward looking statements are subject to certain risks, uncertainties and assumptions. There can be no assurance that such statements will be accurate and actual results could differ materially from those anticipated in such statements. WisdomTree strongly recommends that you do not place undue reliance on these forward-looking statements.

### **WisdomTree Issuer ICAV**

The products discussed in this document are issued by WisdomTree Issuer ICAV ("WT Issuer"). WT Issuer is an umbrella investment company with variable capital having segregated liability between its funds organised under the laws of Ireland as an Irish Collective Asset-management Vehicle and authorised by the Central Bank of Ireland ("CBI"). WT Issuer is organised as an Undertaking for Collective Investment in Transferable Securities ("UCITS") under the laws of Ireland and shall issue a separate class of shares ("Shares") representing each fund.

The Fund is described in a Key Information Document (KID) or Key Investor Information Document (KIID) for UK investors, and the prospectus of WT Issuer ("WT Prospectus"). A copy of the WT Prospectus and the KID / KIID is available, for EEA/UK only, in English at [www.wisdomtree.eu](http://www.wisdomtree.eu). Where required under national rules, the KID will also be available in the local language of the relevant EEA Member State. Investors should read the WT Prospectus before investing and should refer to the section of the WT Prospectus entitled »Risk Factors¼ for further details of risks associated with an investment in the Shares.

The [summary of investor rights](#) associated with an investment in the fund is available in English on WisdomTree Europe's website. WisdomTree Management Limited may decide to terminate the arrangements made for the marketing of its collective investment undertakings. In such circumstances, shareholders in the affected EEA Member State will be notified of this decision and will be provided with the opportunity to redeem their shareholding in the fund free of any charges or deductions for at least 30 working days from the date of such notification.

## Notice to Investors in Switzerland – Qualified Investors

This document constitutes an advertisement of the financial product(s) mentioned herein.

The prospectus and the key investor information documents (KIID) are available from WisdomTree's website: <https://www.wisdomtree.eu/en-ch/resource-library/prospectus-and-regulatory-reports>

Some of the sub-funds referred to in this document may not have not been registered with the Swiss Financial Market Supervisory Authority ("FINMA"). In Switzerland, such sub-funds that have not been registered with FINMA shall be distributed exclusively to qualified investors, as defined in the Swiss Federal Act on Collective Investment Schemes or its implementing ordinance (each, as amended from time to time). The representative and paying agent of the sub-funds in Switzerland is Société Générale Paris, Zurich Branch, Talacker 50, PO Box 5070, 8021 Zurich, Switzerland. The prospectus, the key investor information documents (KIID), the articles of association and the annual and semi-annual reports of the sub-funds are available free of charge from the representative and paying agent. As regards distribution in Switzerland, the place of jurisdiction and performance is at the registered seat of the representative and paying agent.

### For Investors in France:

The information in this document is intended exclusively for professional investors (as defined under the MiFID) investing for their own account and this material may not in any way be distributed to the public. The distribution of the Prospectus and the offering, sale and delivery of Shares in other jurisdictions may be restricted by law. WT Issuer is a UCITS governed by Irish legislation, and approved by the Financial Regulatory as UCITS compliant with European regulations although may not have to comply with the same rules as those applicable to a similar product approved in France. The Fund has been registered for marketing in France by the Financial Markets Authority (Autorité des Marchés Financiers) and may be distributed to investors in France. Copies of all documents (i.e. the Prospectus, the Key Investor Information Document, any supplements or addenda thereto, the latest annual reports and the memorandum of incorporation and articles of association) are available in France, free of charge at the French centralizing agent, Societe Generale at 29, Boulevard Haussmann, 75009, Paris, France. Any subscription for Shares of the Fund will be made on the basis of the terms of the prospectus and any supplements or addenda thereto.

**For Investors in Malta:** This document does not constitute or form part of any offer or invitation to the public to subscribe for or purchase shares in the Fund and shall not be construed as such and no person other than the person to whom this document has been addressed or delivered shall be eligible to subscribe for or purchase shares in the Fund. Shares in the

Fund will not in any event be marketed to the public in Malta without the prior authorisation of the Maltese Financial Services Authority.

**For Investors in Monaco:** This communication is only intended for duly registered banks and/or licensed portfolio management companies in Monaco. This communication must not be sent to the public in Monaco.