

WHAT OUR SIGNALS SAY ABOUT U.S. DOLLAR RISK

Liqian Ren — Director of Modern Alpha
10/19/2023

The recent surge in the dollar, driven by geopolitical tensions and the unique role of the U.S. in international financial markets, has brought currency hedging into focus.

Our strategic long-term orientation suggests that [currency hedging](#) should be a more frequent consideration when investing in foreign markets.

Here are two common methods to implement currency hedging and the rationales behind them.

1. Implementing Full 100% Hedging in Effort to Eliminate Currency Risk

A fully hedged approach perceives currency bets embedded in foreign equities as elements that do not contribute to expected returns or long-term value.

If your goal is to leverage the diversification potential of foreign *stocks*, which may be more affordable than U.S. markets and provide sector diversification, why introduce additional currency risk when investing internationally?

Furthermore, the [S&P 500](#), which already has an overseas profit stream, inherently carries a weak-dollar bias in its earnings stream—earnings growth in the S&P 500 is significantly higher when the dollar is weaker rather than stronger. [So why place further weak dollar bets?](#)

This is why we fully hedge our investment in the [WisdomTree Japan Hedged Equity Index](#). This strategy has proven successful as Japanese equity has performed well while the Japanese yen has continued to depreciate. Similar logic applies to European equities and broad-based international strategies—where we have fully hedged international quality indexes.

Figure 1: Local Return Is Considerably Less Risky after Full Currency Hedging

Annual Return (Last # Years)	MSCI EAFE Local (100% Hedged)	MSCI EAFE USD Return (0% Hedged)
1	20.2%	25.2%
3	10.8%	5.6%
5	5.6%	3.2%
10	6.7%	3.8%
15	6.3%	4.6%
Jan 1999–Sep 2023	4.5%	4.0%
Annual Volatility(Last # Years)		
1	11.3%	17.1%
2	13.4%	18.3%
3	14.5%	18.0%
10	12.4%	14.9%
15	13.8%	17.6%
Jan 1999–Sep 2023	14.0%	16.8%

Sources: FactSet, MSCI, WisdomTree, as of 9/30/23. You cannot invest directly in an Index. Past performance is not indicative of future results. No hedging cost.

For definitions of indices in the table above, please visit the [glossary](#).

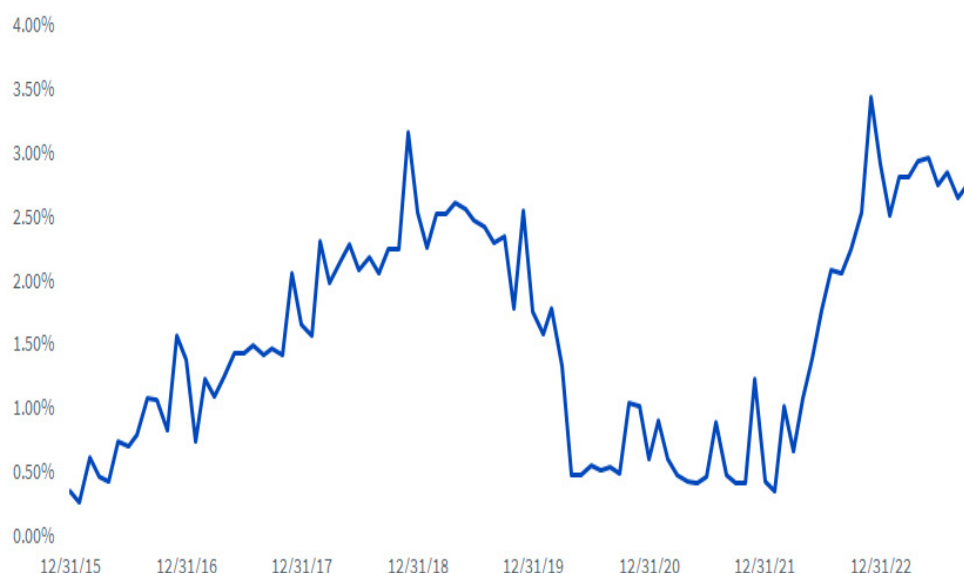
Is Hedging Expensive?

There's a common misconception that currency hedging is expensive. However, since hedging involves [forward contracts](#), the relative interest rate differential between markets provides the best estimate for the cost (or benefit and [implied carry](#) from hedging).

Over the past seven years, investors have generally received extra compensation for hedging. In Japan, for instance, the yield spread is over 5% today due to ongoing negative short-term rates in Japan, while the Federal Reserve's rate has risen above 5%. For broader international markets and the [MSCI EAFE Index](#), investors currently earn an [annualized carry](#) of around 3%.

In other words, for unhedged investors to match up to the carry collected by hedging, the dollar must decline by 3%. As the U.S. continues its policy of "maintaining higher rates for longer," this interest differential is unlikely to shift soon.

Figure 2: Over the Past Seven Years, MSCI EAFE Investors Have Mostly Been Paid to Hedge against the Dollar.



Sources: WisdomTree, FactSet, 12/31/15–10/02/23. Past performance is not indicative of future results. You cannot invest directly in an Index.

Figure 3: Fully Hedging International Quality Dividend Strategy Has Proven Beneficial

Ticker	Name	Cumulative Returns			Average Annual Total Returns			
		1-Month	3-Month	YTD	1-Year	3-Year	5-Year	Common Period 04/07/16 - 10/03/23
MXEA	MSCI EAFE Index	-5.86%	-6.76%	4.12%	21.97%	4.76%	2.79%	5.58%
IHDG	WisdomTree International Hedged Quality Dividend Growth Fund (NAV)	-3.63%	-4.11%	8.82%	17.69%	7.61%	8.08%	9.17%
IQDG	WisdomTree International Quality Dividend Growth Fund (NAV)	-6.81%	-8.28%	4.02%	20.25%	1.56%	3.98%	5.56%
Value Add of Full Currency Hedging		3.18%	4.17%	4.80%	-2.56%	6.06%	4.10%	3.62%

Source: WisdomTree, as of 10/3/23. You cannot invest directly in an Index. Past performance is not indicative of future results. Current performance may be lower or higher than quoted. Investment returns and principal value of an investment will fluctuate so that an investor's shares, when redeemed, may be worth more or less than their original cost.

For the most recent month-end and standardized performance, click the respective ticker: [IHDG](#), [IQDG](#).

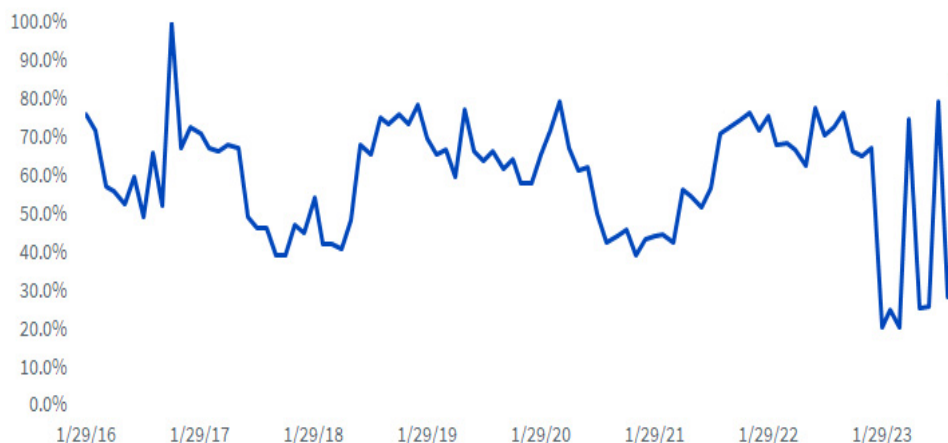
2. Dynamic Currency Hedging Using Common Factors Such As Momentum and Low Volatility

While we've made a strategic case for reducing [volatility](#) through hedging, some investors seek exposure to currencies when they deem it attractive. To assist these investors with their timing decisions, we've developed a [multifactor currency model that dynamically adjusts our hedge ratios](#).

We apply dynamic hedging to both international and emerging markets equity portfolios using factors based on [common human sentiment tendencies and historical analysis](#).

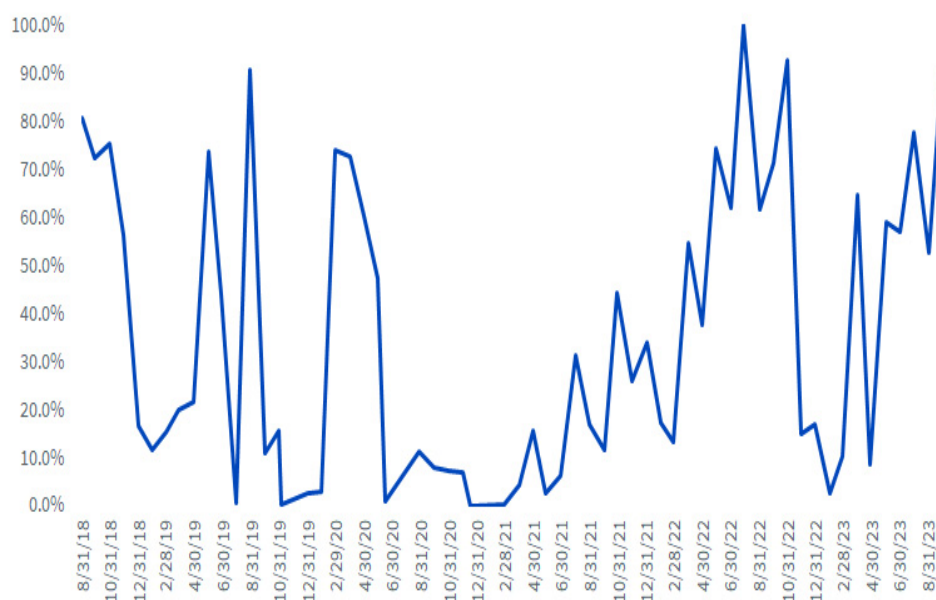
We've just rebalanced our dynamic currency hedges for various international and emerging markets strategies. Approximately 90% of those portfolios are currently hedged in both markets.

Figure 4: Hedge Ratio for WisdomTree Dynamic Currency Hedged International Dividend Equity Index



Sources: WisdomTree, 1/29/16–10/3/23. You cannot invest directly in an Index. Hedge ratio capped at 100% when hedge contract and equity are slightly mismatched due to market movements.

Figure 5: Hedge Ratio for WisdomTree Emerging Market Multifactor Strategy



Source: WisdomTree, 8/31/18–10/3/23. Hedge ratio capped at 100% when hedge contract and equity are slightly mismatched due to market movements.

Dynamic hedging has proven beneficial for both large- and small-cap developed international strategies.

Figure 6: Performance, as of 10/3/23

Ticker	Name	Cumulative Returns			Average Annual Total Returns			
		1-Month	3-Month	YTD	1-Year	3-Year	5-Year	Common Period 01/07/16 - 10/03/23
MXEA	MSCI EAFE Index	-5.86%	-6.76%	4.12%	21.97%	4.76%	2.79%	5.39%
DDWM	WisdomTree Dynamic Currency Hedged International Equity Fund (NAV)	-2.56%	-2.69%	6.84%	19.64%	10.33%	4.53%	6.96%
DWM	WisdomTree International Equity Fund (NAV)	-4.47%	-4.38%	4.09%	21.94%	5.67%	1.59%	4.62%
Value Add of Dynamic Currency Hedging		1.91%	1.69%	2.74%	-2.30%	4.66%	2.94%	2.34%
DDLS	WisdomTree Dynamic Currency Hedged International SmallCap Equity Fund (NAV)	-4.18%	-3.07%	3.48%	12.79%	7.16%	2.83%	6.30%
DLS	WisdomTree International SmallCap Dividend Fund (NAV)	-6.07%	-4.85%	0.21%	13.85%	2.04%	-0.83%	3.79%
Value Add of Dynamic Currency Hedging		1.89%	1.78%	3.27%	-1.07%	5.12%	3.66%	2.51%

Source: WisdomTree. Past performance is not indicative of future results. Current performance may be lower or higher than quoted. Investment returns and principal value of an investment will fluctuate so that an investor's shares, when redeemed, may be worth more or less than their original cost.

For the most recent month-end and standardized performance, click the respective ticker: [DDWM](#), [DWM](#), [DDLS](#), [DLS](#).

In conclusion, we believe it's time for investors to revisit the advantages of currency hedging in managing foreign investment risk.

Important Risks Related to this Article

IHDG/IQDG: There are risks associated with investing, including the possible loss of principal. Foreign investing involves special risks, such as risk of loss from currency fluctuation or political or economic uncertainty. To the extent the Fund invests a significant portion of its assets in the securities of companies of a single country or region, it is likely to be impacted by the events or conditions affecting that country or region. Dividends are not guaranteed and a company currently paying dividends may cease paying dividends at any time. Investments in currency involve additional special risks, such as credit risk and interest rate fluctuations. Derivative investments can be volatile and these investments may be less liquid than other securities, and more sensitive to the effect of varied economic conditions. As this Fund can have a high concentration in some issuers, the Fund can be adversely impacted by changes affecting those issuers. The Fund invests in the securities included in, or representative of, its Index regardless of their investment merit and the Fund does not attempt to outperform its Index or take defensive positions in declining markets. Due to the investment strategy of this Fund it may make higher capital gain distributions than other ETFs. Please read the Fund's prospectus for specific details regarding the Fund's risk profile.

DDWM/DWM: There are risks associated with investing, including the possible loss of principal. Foreign investing involves special risks, such as risk of loss from currency fluctuation or political or economic uncertainty. The Fund invests in derivatives in seeking to obtain a dynamic currency hedge exposure. Derivative investments can be volatile, and these investments may be less liquid than other securities, and more sensitive to the effects of varied economic conditions. Derivatives used by the Fund may not perform as intended. A Fund that has exposure to one or more sectors may be more vulnerable to any single economic or regulatory development. This may result in greater share price volatility. The composition of the Index underlying the Fund is heavily dependent on quantitative models and data from one or more third parties, and the Index may not perform as intended. The Fund invests in the securities included in, or representative of, its Index regardless of their investment merit, and the Fund does not attempt to outperform its Index or take defensive positions in declining markets. Please read the Fund's prospectus for specific details regarding the Fund's risk profile.

DDLS/DLS: There are risks associated with investing, including possible loss of principal. Foreign investing involves special risks, such as risk of loss from currency fluctuation or political or economic uncertainty. The Fund invests in derivatives in seeking to obtain a dynamic currency hedge exposure. Derivative investments can be volatile, and these investments may be less liquid than other securities, and more sensitive to the effects of varied economic conditions. Derivatives used by the Fund may not perform as intended. A Fund that has exposure to one or more sectors may be more vulnerable to any single economic or regulatory development. This may result in greater share price volatility. The composition of the Index underlying the Fund is heavily dependent on quantitative models and data from one or more third parties, and the Index may not perform as intended. The Fund invests in the securities included in, or representative of, its Index regardless of their investment merit, and the Fund does not attempt to outperform its Index or take defensive positions in declining markets. Please read the Fund's prospectus for specific details regarding the Fund's risk profile.

For the top 10 holdings of IHDG please visit the Fund's fund detail page at <https://www.wisdomtree.com/investments/etfs/equity/ihdg>

For the top 10 holdings of IQDG please visit the Fund's fund detail page at <https://www.wisdomtree.com/investments/etfs/equity/iqdg>

For the top 10 holdings of DDWM please visit the Fund's fund detail page at <https://www.wisdomtree.com/investments/etfs/equity/ddwm>

For the top 10 holdings of DDLS please visit the Fund's fund detail page at <https://www.wisdomtree.com/investments/etfs/equity/ddls>

For the top 10 holdings of DLS please visit the Fund's fund detail page at <https://www.wisdomtree.com/investments/etfs/equity/dls>

For standardized performance and the most recent month-end performance click [here](#) NOTE, this material is intended for electronic use only. Individuals who intend to print and physically deliver to an investor must print the monthly performance report to accompany this blog.

Related Blogs

- + [A Surprise Influence in S&P 500 Earnings? The Dollar](#)
- + [Carry Effects on Hedged Equities](#)
- + [New Models for Dynamically Hedging Currency Exposure](#)

Related Funds

- + [WisdomTree International Hedged Quality Dividend Growth Fund](#)
- + [WisdomTree International Quality Dividend Growth Fund](#)
- + [WisdomTree Dynamic Currency Hedged International Equity Fund](#)
- + [WisdomTree International Equity Fund](#)
- + [WisdomTree Dynamic Currency Hedged International SmallCap Equity Fund](#)
- + [WisdomTree International SmallCap Dividend Fund](#)

View the online version of this article [here](#).

IMPORTANT INFORMATION

U.S. investors only: Click [here](#) to obtain a WisdomTree ETF prospectus which contains investment objectives, risks, charges, expenses, and other information; read and consider carefully before investing.

There are risks involved with investing, including possible loss of principal. Foreign investing involves currency, political and economic risk. Funds focusing on a single country, sector and/or funds that emphasize investments in smaller companies may experience greater price volatility. Investments in emerging markets, currency, fixed income and alternative investments include additional risks. Please see prospectus for discussion of risks.

Past performance is not indicative of future results. This material contains the opinions of the author, which are subject to change, and should not to be considered or interpreted as a recommendation to participate in any particular trading strategy, or deemed to be an offer or sale of any investment product and it should not be relied on as such. There is no guarantee that any strategies discussed will work under all market conditions. This material represents an assessment of the market environment at a specific time and is not intended to be a forecast of future events or a guarantee of future results. This material should not be relied upon as research or investment advice regarding any security in particular. The user of this information assumes the entire risk of any use made of the information provided herein. Neither WisdomTree nor its affiliates, nor Foreside Fund Services, LLC, or its affiliates provide tax or legal advice. Investors seeking tax or legal advice should consult their tax or legal advisor. Unless expressly stated otherwise the opinions, interpretations or findings expressed herein do not necessarily represent the views of WisdomTree or any of its affiliates.

The MSCI information may only be used for your internal use, may not be reproduced or re-disseminated in any form and may not be used as a basis for or component of any financial instruments or products or indexes. None of the MSCI information is intended to constitute investment advice or a recommendation to make (or refrain from making) any kind of investment decision and may not be relied on as such. Historical data and analysis should not be taken as an indication or guarantee of any future performance analysis, forecast or prediction. The MSCI information is provided on an "as is" basis and the user of this information assumes the entire risk of any use made of this information. MSCI, each of its affiliates and each entity involved in compiling, computing or creating any MSCI information (collectively, the "MSCI Parties") expressly disclaims all warranties. With respect to this information, in no event shall any MSCI Party have any liability for any direct, indirect, special, incidental, punitive, consequential (including loss profits) or any other damages (www.msci.com)

Jonathan Steinberg, Jeremy Schwartz, Rick Harper, Christopher Gannatti, Bradley Krom, Tripp Zimmerman, Michael Barrer, Anita Rausch, Kevin Flanagan, Brendan Loftus, Joseph Tenaglia, Jeff Weniger, Matt Wagner, Alejandro Saltiel, Ryan Krystopowicz, Jianing Wu, and Brian Manby are registered representatives of Foreside Fund Services, LLC.

WisdomTree Funds are distributed by Foreside Fund Services, LLC, in the U.S. only.

You cannot invest directly in an index.

DEFINITIONS

Currency hedging : Strategies designed to mitigate the impact of currency performance on investment returns.

S&P 500 Index : Market capitalization-weighted benchmark of 500 stocks selected by the Standard and Poor's Index Committee designed to represent the performance of the leading industries in the United States economy.

Forward contracts : Agreements to buy or sell a specific currency at a future date at an agreed upon rate.

FX forward-implied carry : The annualized return that would accrue if the spot exchange rate remained unchanged over the forward horizon of the contract.

MSCI EAFE Index : is a market cap-weighted index composed of companies representative of the developed market structure of developed countries in Europe, Australasia and Japan.

Carry : The amount of return that accrues from investing in fixed income or currency forward contracts.

Volatility : A measure of the dispersion of actual returns around a particular average level. nbsp;.