

# CONVERSATIONS WITH CLIENTS IN TURBULENT TIMES

Scott Welch — Chief Investment Officer – Model Portfolios  
10/20/2022

*“These are the times that try (peoples’) souls. The summer soldier and the sunshine patriot will, in this crisis, shrink from the service of their country; but (they) that stand by it now, deserve the love and thanks of man and woman. Tyranny, like hell, is not easily conquered; yet we have this consolation with us, that the harder the conflict, the more glorious the triumph. What we obtain too cheap, we esteem too lightly: it is dearness only that gives everything its value.”*

*(Thomas Paine, American patriot, in his seminal Revolutionary War pamphlet, “The Crisis,” written in December 1776. It proved to be a turning-point publication in maintaining the American independence effort at a time when things looked very bleak.)*

The last time we wrote about talking to clients in turbulent market environments was in [March 2020](#)—the beginning of the COVID-19 pandemic. We don’t suggest we have re-entered that kind of dark period, but the markets certainly have been volatile and disconcerting in 2022. So, once again, we present potential opportunities for valuable introspection and client conversations.

When discussing current conditions, there are broad observations and several specific ideas that can benefit your clients.

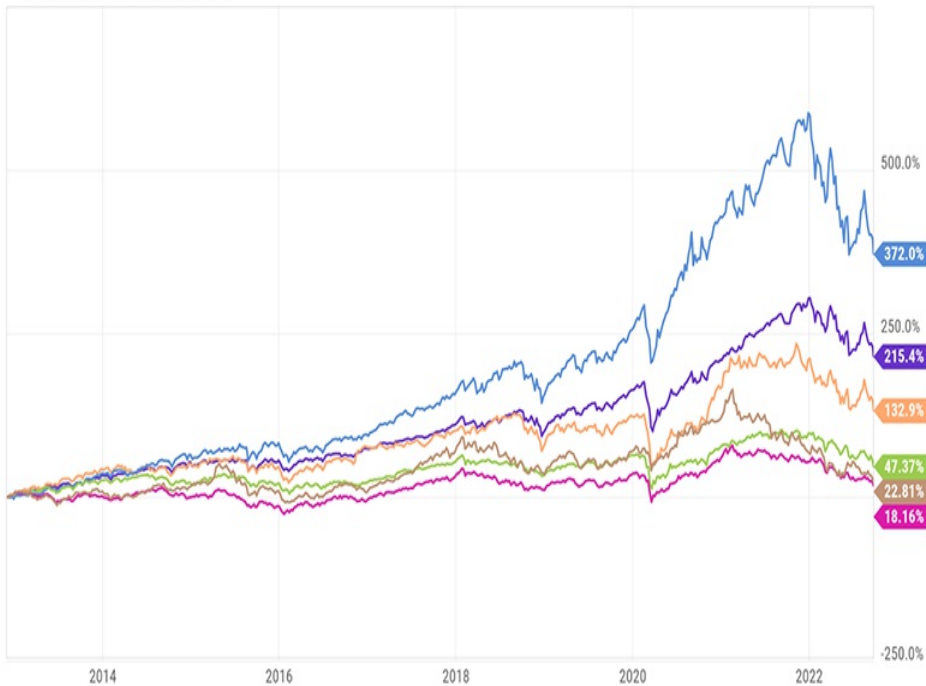
## Broad Market Observations

- This is not 2008 or early 2020. Yes, market performance in 2022 has been terrible across most asset classes. It has been a long time since most U.S. investors have experienced this combination of high [inflation](#), slowing economic growth, uncomfortable correlation between [stock](#) and [bond](#) performance, and correspondingly persistently negative market performance. But we have been around long enough to know we are not witnessing a fundamental collapse of the economy or global capital markets. What we are seeing is what used to be considered “normal,” which includes periodic economic recessions and market downturns. It may get worse before it gets better, but we do believe it will get better.
- **Our expected outcome?** The economy is slowing but we have a “mixed message” environment in which inflation is high and sticky, the [Fed](#) is [hawkish](#) and the economy is slowing. At the same time, the labor market remains tight and corporate earnings projections are muted but not apocalyptic. Bond market [credit spreads](#)—which we think rarely “lie” —suggest Corporate America is in reasonable shape from a balance sheet perspective. We are not sure we believe in the notion of a “soft landing,” and the Fed appears to be fixated on taming inflation, which will not be friendly to economic growth. We believe we are headed for recession, and markets will remain volatile, but it may not be as doomsday-like as some suggest.

## Recommended Courses of Action:

- **Be aware, be attentive, but do not be afraid.** Well-[diversified](#) investment portfolios are built with full market cycles in mind, in the *expectation* that periods like this will occur. Many investors became complacent over the course of a 12 to 13-year [bull](#) run, and though the most recent 12-month market decline is decidedly uncomfortable, market declines are normal. Market timing is notoriously difficult, and generally we do not recommend moving to cash, thereby locking in recent losses that we believe may recover over the course of the next 24 to 36 months. Our stance: **stay diversified, stay liquid, but stay invested**. Here is a chart of global market performance over the past 20 years. The market is not required to always go up, but that does seem to be the trend.

- S&P 500 Total Return (\*SPXTR)
- Russell 2000 Total Return (\*RUTTR)
- Nasdaq-100 Total Return (\*NA100TR)
- MSCI EAFE Total Return (\*MSEAFETR)
- MSCI Emerging Markets Total Return (\*MSEMTR)
- MSCI China Total Return (\*MSCNTR)



Sep 24 2022, 1:46PM EDT. Powered by YCHARTS

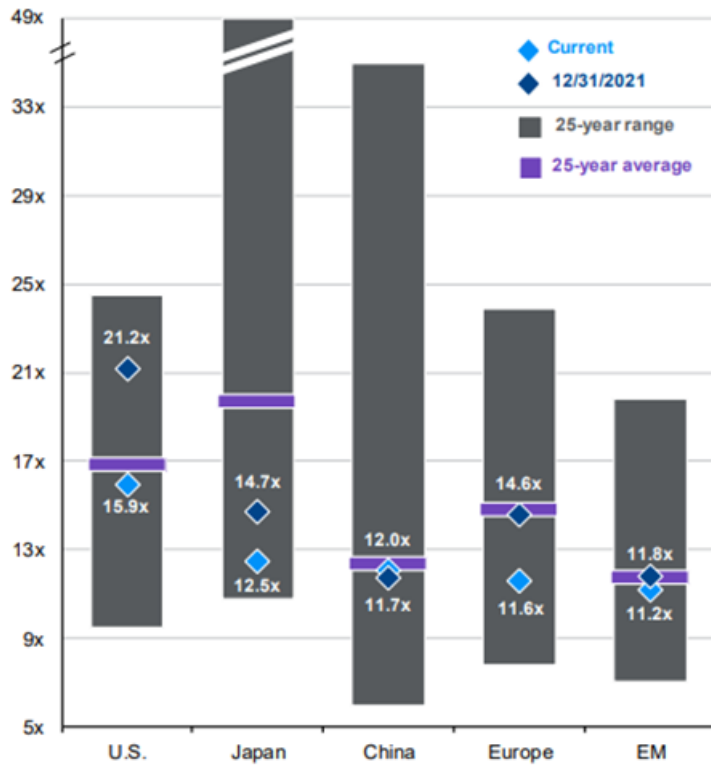
Source: YCharts, 20-year data through 9/22/22. You cannot invest in an Index and past performance does not guarantee future results.

For definitions of indexes in the chart above, please visit the [glossary](#).

- **Actively seek to avoid common behavioral investment mistakes.** In times of stress, many investors default to behaviors that can harm long-term performance. One example of this is home country bias or reallocating to what seems to be a more known and comfortable market: your own. In this recent market environment, however, the [EAFE](#) and [EM](#) markets offer attractive valuation potential for the patient investor.

### Global Valuations

Current and 25-year next 12 months price-to-earnings ratio

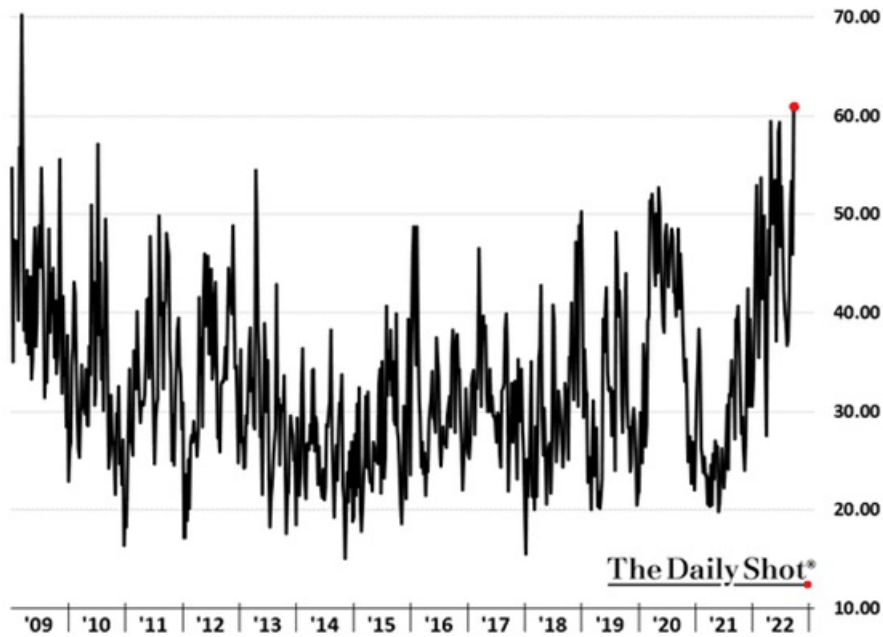


Source: FactSet, MSCI, Standard & Poor's, Thompson Reuters, J.P. Morgan Asset Management. \*Cyclical sectors include consumer discretionary, financials, industrials, energy and materials. The internet and direct marketing subsector has been removed from the cyclical calculation. In our judgment, companies in this space do not yet fit into the cyclical category, as they are still in a transitional growth phase and are not being directly impacted by the business cycle. Valuation and earnings charts use MSCI indices for all regions/countries, except for the U.S., which is the S&P 500. All indices use IBES aggregate earnings estimates, which may differ from earnings estimates used elsewhere in the book. MSCI Europe includes the eurozone as well as countries not in the currency bloc such as Norway, Sweden, Switzerland and the U.K. (which collectively make up 44% of the overall index). Past performance is not a reliable indicator of current and future results. *Guide to the Markets - U.S. Data as of June 30, 2022*. Price-to-earnings (P/E) ratio: Share price divided by earnings per share. Lower numbers indicate an ability to access greater amounts of earnings per dollar invested.

A second example is the gambler's fallacy, in which investors believe they will "know" when to get into and out of the market. This is almost universally false. Market timing is extremely difficult, and the empirical evidence suggests that individual investors are particularly bad at it. The better approach is to remain disciplined and stick with a long-term portfolio that was constructed to ride the waves of volatile markets.

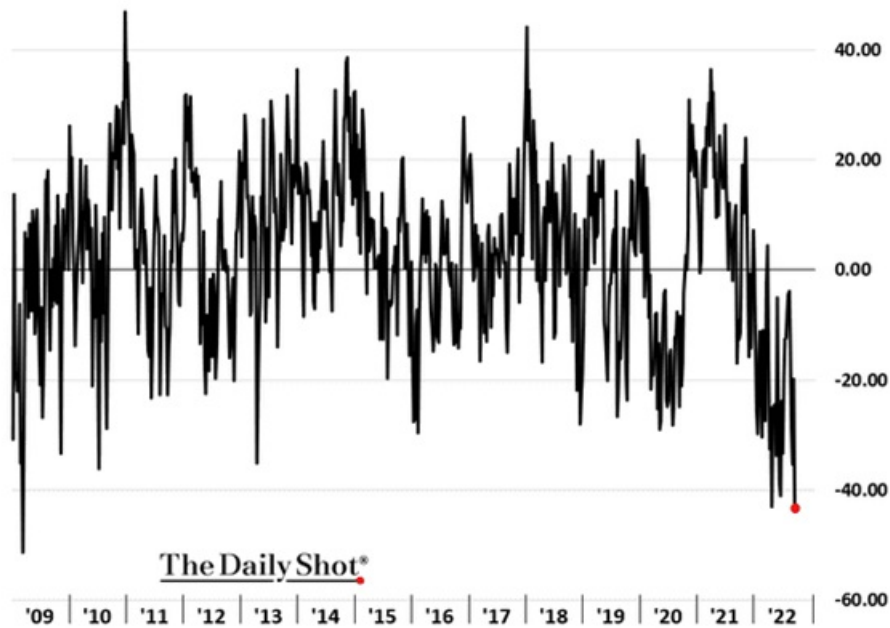
- **If you are sitting on cash, pay attention for reentry points.** It is difficult to invest when there is fear or even panic in the air. But, as the market adage goes, "be fearful when others are greedy, and greedy when others are fearful."

**AAII U.S. Investor Sentiment Bearish Readings**



22-Sep-22

AAll Bull - Bear Spread



Source: The Daily Shot, as of 9/23/22.

- **Engage in active tax-loss harvesting.** Many investment positions may currently be “underwater.” Rather than wait it out or panic and move to cash, actively seek to tax-loss harvest by swapping out of existing losing positions and into similar ETF positions. The losses are pocketed to offset future gains in the portfolio, and the investor remains fully invested. After the **30-day wash rule** period has passed, investors can swap back into the original position or, if they prefer, stay with the new position and maintain both their desired allocation and exposure objectives. There has rarely been a time over the past 10 to 12 years when active tax-loss harvesting has had more potential to add value, in both the equity and bond market. Remember, the two things an advisor has the most control over are fees and taxes. Smartly managing both can help advisors “pay for themselves.” Take advantage of it.

### Conclusion

These are the times when clients need their advisors the most. Keep them informed, keep them calm, keep them invested and identify opportunities for turning market turmoil into proactive and potentially positive results.

As Thomas Paine concluded in "The Crisis," *"This is our situation, and who will may know it. By perseverance and fortitude, we have the prospect of a glorious issue."*

For standardized performance and the most recent month-end performance click [here](#) NOTE, this material is intended for electronic use only. Individuals who intend to print and physically deliver to an investor must print the monthly performance report to accompany this blog.

View the online version of this article [here](#).

## **IMPORTANT INFORMATION**

**U.S. investors only: Click [here](#) to obtain a WisdomTree ETF prospectus which contains investment objectives, risks, charges, expenses, and other information; read and consider carefully before investing.**

There are risks involved with investing, including possible loss of principal. Foreign investing involves currency, political and economic risk. Funds focusing on a single country, sector and/or funds that emphasize investments in smaller companies may experience greater price volatility. Investments in emerging markets, currency, fixed income and alternative investments include additional risks. Please see prospectus for discussion of risks.

Past performance is not indicative of future results. This material contains the opinions of the author, which are subject to change, and should not to be considered or interpreted as a recommendation to participate in any particular trading strategy, or deemed to be an offer or sale of any investment product and it should not be relied on as such. There is no guarantee that any strategies discussed will work under all market conditions. This material represents an assessment of the market environment at a specific time and is not intended to be a forecast of future events or a guarantee of future results. This material should not be relied upon as research or investment advice regarding any security in particular. The user of this information assumes the entire risk of any use made of the information provided herein. Neither WisdomTree nor its affiliates, nor Foreside Fund Services, LLC, or its affiliates provide tax or legal advice. Investors seeking tax or legal advice should consult their tax or legal advisor. Unless expressly stated otherwise the opinions, interpretations or findings expressed herein do not necessarily represent the views of WisdomTree or any of its affiliates.

The MSCI information may only be used for your internal use, may not be reproduced or re-disseminated in any form and may not be used as a basis for or component of any financial instruments or products or indexes. None of the MSCI information is intended to constitute investment advice or a recommendation to make (or refrain from making) any kind of investment decision and may not be relied on as such. Historical data and analysis should not be taken as an indication or guarantee of any future performance analysis, forecast or prediction. The MSCI information is provided on an "as is" basis and the user of this information assumes the entire risk of any use made of this information. MSCI, each of its affiliates and each entity involved in compiling, computing or creating any MSCI information (collectively, the "MSCI Parties") expressly disclaims all warranties. With respect to this information, in no event shall any MSCI Party have any liability for any direct, indirect, special, incidental, punitive, consequential (including loss profits) or any other damages ([www.msci.com](http://www.msci.com))

Jonathan Steinberg, Jeremy Schwartz, Rick Harper, Christopher Gannatti, Bradley Krom, Tripp Zimmerman, Michael Barrer, Anita Rausch, Kevin Flanagan, Brendan Loftus, Joseph Tenaglia, Jeff Weniger, Matt Wagner, Alejandro Saltiel, Ryan Krystopowicz, Kara Marciscano, Jianing Wu, Brian Manby and Scott Welch are registered representatives of Foreside Fund Services, LLC.

WisdomTree Funds are distributed by Foreside Fund Services, LLC, in the U.S. only.

You cannot invest directly in an index.

## **DEFINITIONS**

**Inflation** : Characterized by rising price levels.

**Stock** : A stock (also known as equity) is a security that represents the ownership of a fraction of a corporation. This entitles the owner of the stock to a proportion of the corporation's assets and profits equal to how much stock they own. Units of stock are called "shares."

**Bond** : A fixed-income instrument that represents a loan made by an investor to a borrower (typically corporate or governmental).

**Federal Reserve** : The Federal Reserve System is the central banking system of the United States.

**Hawkish** : Description used when worries about inflation are the primary concerns in setting monetary policy decisions.

**Credit spread** : The portion of a bond's yield that compensates investors for taking credit risk.

**Diversification** : A risk management strategy that mixes a wide variety of investments within a portfolio.

**Bullish** : a position that benefits when asset prices rise.

**Liquidity** : The degree to which an asset or security can be bought or sold in the market without affecting the asset's price. Liquidity is characterized by a high level of trading activity. Assets that can be easily bought or sold are known as liquid asset.

**EAFE** : Refers to the geographical area that is made up of Europe, Australasia and the Far East.

**Emerging market** : Characterized by greater market access and less potential for operational risks when compared to frontier markets, which leads to a larger base of potentially eligible investors.