
WHY CAN'T YOU JUST GET IT THROUGH YOUR HEAD, IT'S OVER, IT'S OVER NOW

Scott Welch — Chief Investment Officer, Model Portfolios

03/10/2023

This article is relevant to financial professionals who are considering offering model portfolios to their clients. If you are an individual investor interested in WisdomTree ETF Model Portfolios, please inquire with your financial professional. Not all financial professionals have access to these Model Portfolios.

Why can't you just get it through your head?

It's over, it's over now

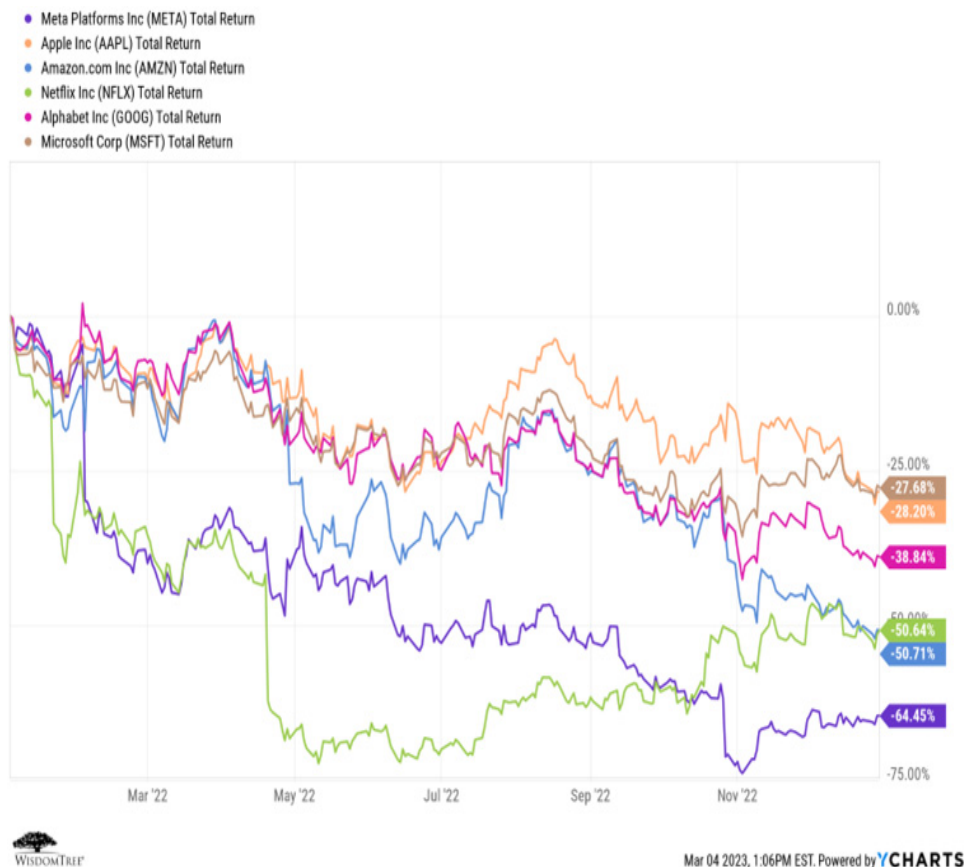
Yes, you heard me clearly now I said

It's over, it's over now

(Boz Scaggs, from the Silk Degrees album, 1976)

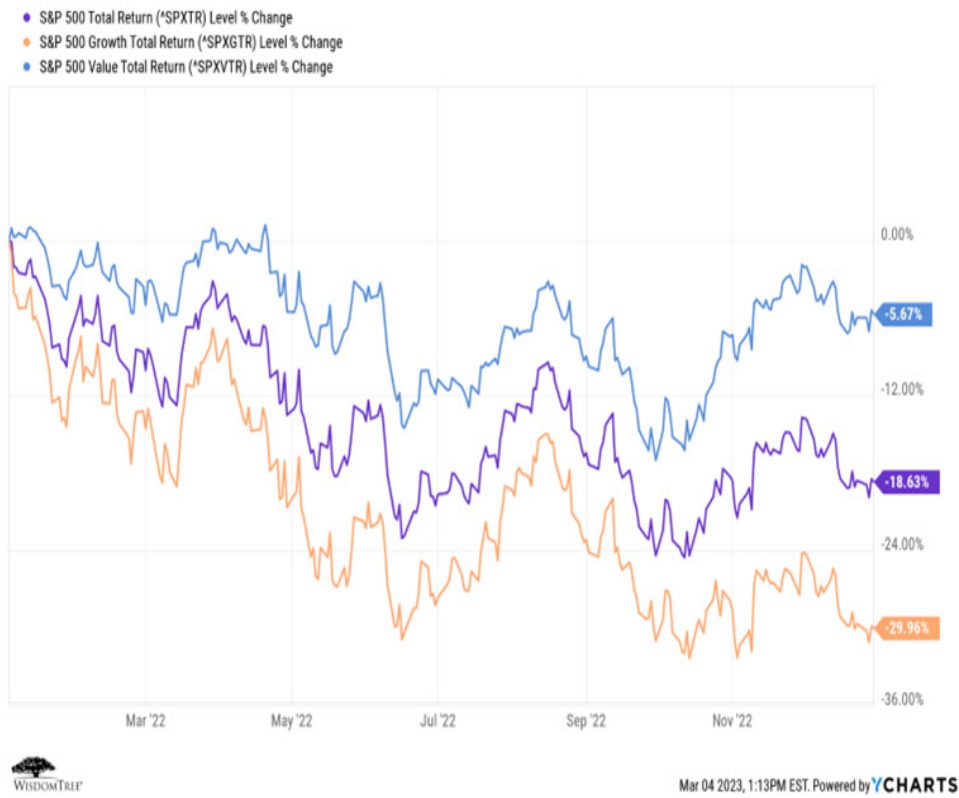
Over the past few months, we've received many inbound calls from advisors asking us when the current rotation out of [growth](#) and into [value](#) will be "over"—as if it is a one-year phenomenon. Let's examine that.

First, 2022, without a doubt, witnessed a massive rotation out of the growth stocks that led the market for most of the previous 10 years and into value stocks. The so-called "[FAANGM](#)" stocks (Facebook [Meta], Apple, Amazon, Netflix, Google [Alphabet], and Microsoft) were decimated over the course of the year.

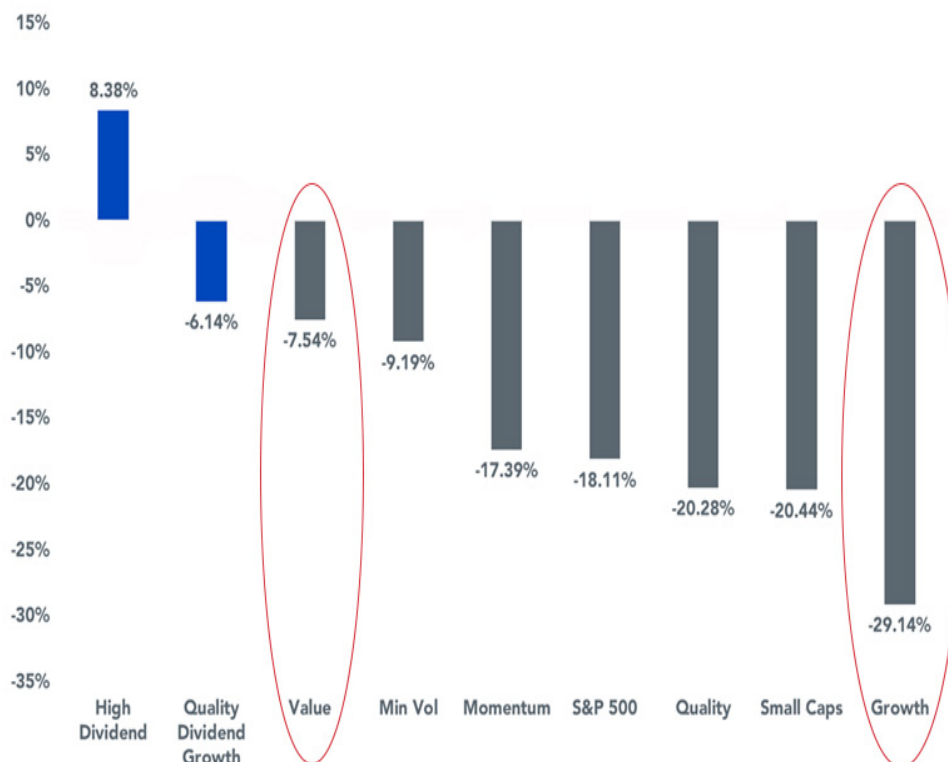


Source: YCharts, data for calendar year 2022. Past performance is no guarantee of future results.

Meanwhile, value stocks dramatically outperformed growth stocks—to the tune of one of the widest performance dispersions in history (two charts).



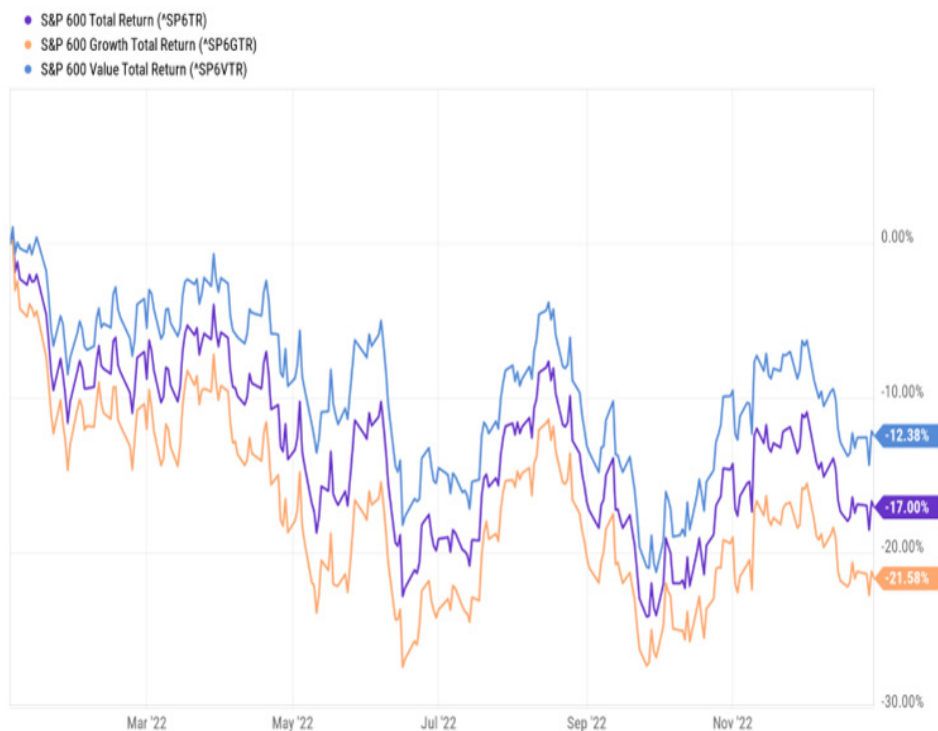
Source: YCharts, data for calendar year 2022. You cannot invest in an Index, and past performance is no guarantee of future results.



Sources: WisdomTree, FactSet, Russell, MSCI, S&P, data as of 12/31/22. You cannot invest directly in an index. Past performance is not indicative of future returns. High Dividend: WisdomTree U.S. High Dividend Index. Quality Dividend Growth: WisdomTree U.S. Quality Dividend Growth Index. Value: Russell 1000 Value Index. Small Caps: Russell 2000 Index. Min Vol: MSCI USA Minimum Volatility Index. Quality: MSCI USA Sector-Neutral Quality Index. Momentum: MSCI USA Momentum Index. Growth: Russell 1000 Growth Index.

For definitions of indexes in the chart above, please visit the [glossary](#).

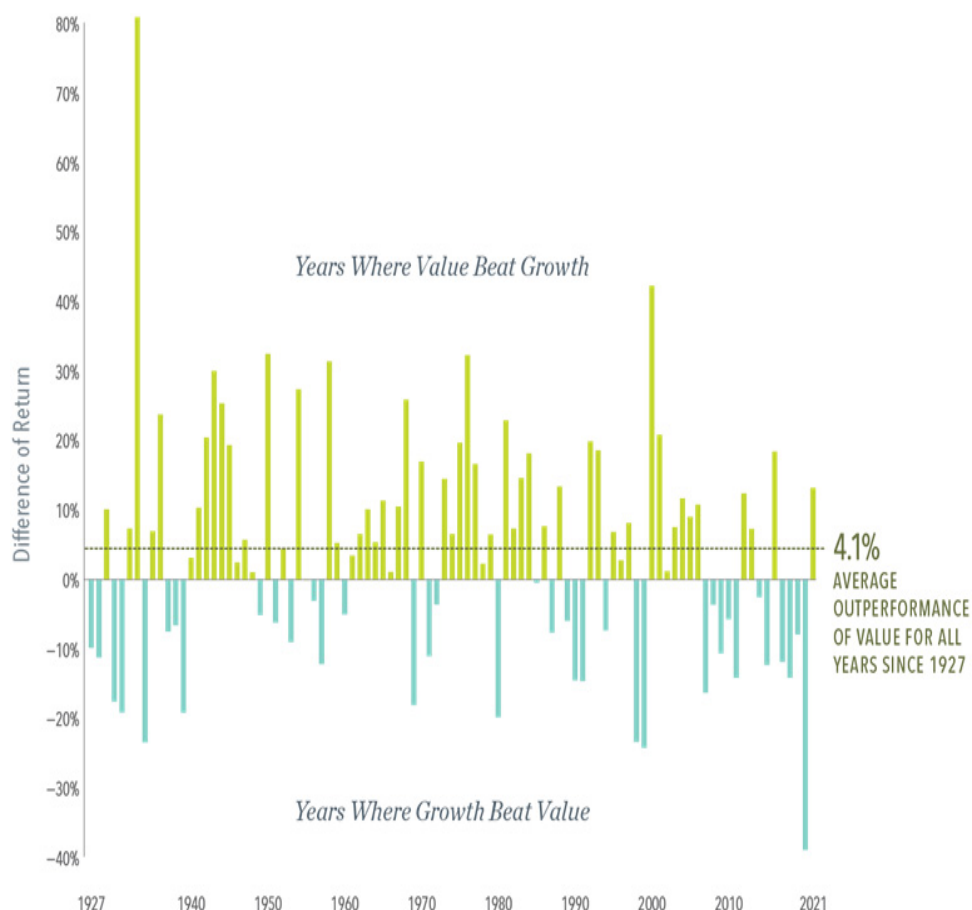
This performance gap was also remarkable in [small-](#) and [mid-cap](#) stocks.



Mar 04 2023, 1:15PM EST. Powered by **YCHARTS**

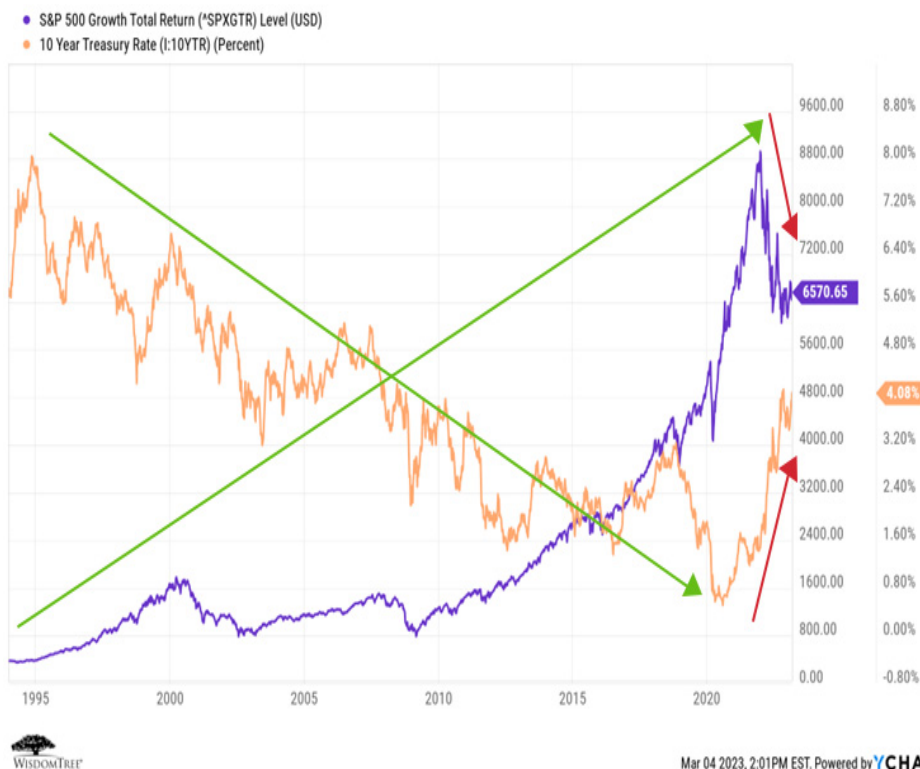
Source: YCharts, data for calendar year 2022. You cannot invest in an index, and past performance is no guarantee of future results.

History suggests this outperformance tends to be a multi-year cycle, not a one-time phenomenon, and, in fact, the “value outperforms” regimes have tended to last longer than the “growth outperforms” regimes.





Source: Dimensional Fund Advisors, data from 1927–February 2022, for large-cap U.S. stocks. Past performance is no guarantee of future results. Investing risks include loss of principal and fluctuating value. There is no guarantee that an investment strategy will be successful. The Fama/French Indexes represent academic concepts that may be used in portfolio construction and are not available for direct investment or for use as a benchmark. Index returns are not representative of actual portfolios and do not reflect costs and fees associated with an actual investment.

Given [Fed](#) policy and the current trend in interest rates, we see no reason to expect growth stocks to “recover” anytime soon, due to the historical inverse relationship between the two.



Finally, despite the performance gap of 2022, valuation metrics still favor value stocks for fundamentally minded investors. Here we use two large iShares ETFs, IVE and IVW, as proxies for the [S&P 500 Value](#) and [Growth](#) Indexes, respectively.





Conclusions

Many WisdomTree products and most of our Model Portfolios have a distinct value tilt embedded into them—value is one of our fundamental “DNA” characteristics.

This stood us well in 2022, as value strongly rotated back into the “market lead” throughout the year.

Given the historical multi-year cycles in the value/growth rotation, we believe we are still in the “early innings” for value. 2023 year-to-date has been more volatile, with investors and the growth factor reacting strongly to real and perceived Fed interest rate decisions, but we believe this is a volatile short-term trend and not a “re-rotation” back into growth over any extended period of time.

In other words, we think the long reign of growth stocks over value stocks *“is over, it’s over now.”*

Our product suite is positioned well for this value market cycle, and we remain very comfortable with our Model Portfolio positioning as well, with its tilts toward value, [dividends](#), [size](#) and [quality](#).

You can learn more about our Model Portfolio allocations on the WisdomTree [Model Adoption Center](#).

Important Risks Related to this Article

For retail investors: WisdomTree’s Model Portfolios are not intended to constitute investment advice or investment recommendations from WisdomTree. Your investment advisor may or may not implement WisdomTree’s Model Portfolios in your account. The performance of your account may differ from the performance shown for a variety of reasons, including but not limited to: your investment advisor, and not WisdomTree, is responsible for implementing trades in the accounts; differences in market conditions; client-imposed investment restrictions; the timing of client investments and withdrawals; fees payable; and/or other factors. WisdomTree is not responsible for determining the suitability or appropriateness of a strategy based on WisdomTree’s Model Portfolios. WisdomTree does not have investment discretion and does not place trade orders for your account. This material has been created by WisdomTree, and the information included herein has not been verified by your investment advisor and may differ from information provided by your investment advisor. WisdomTree does not undertake to provide impartial investment advice or give advice in a fiduciary capacity. Further, WisdomTree receives revenue in the form of advisory fees for our exchange-traded Funds and management fees for our collective investment trusts.

For financial professionals: WisdomTree Model Portfolio information is designed to be used by financial advisors solely as an educational resource, along with other potential resources advisors may consider, in providing services to their end clients. WisdomTree’s Model Portfolios and related content are for information only and are not intended to provide, and should not be relied on for, tax, legal, accounting, investment or financial planning advice by WisdomTree, nor

should any WisdomTree Model Portfolio information be considered or relied upon as investment advice or as a recommendation from WisdomTree, including regarding the use or suitability of any WisdomTree Model Portfolio, any particular security or any particular strategy. In providing WisdomTree Model Portfolio information, WisdomTree is not acting and has not agreed to act in an investment advisory, fiduciary or quasi-fiduciary capacity to any advisor or end client, and has no responsibility in connection therewith, and is not providing individualized investment advice to any advisor or end client, including based on or tailored to the circumstance of any advisor or end client. The Model Portfolio information is provided "as is," without warranty of any kind, express or implied. WisdomTree is not responsible for determining the securities to be purchased, held and/or sold for any advisor or end client accounts, nor is WisdomTree responsible for determining the suitability or appropriateness of a Model Portfolio or any securities included therein for any third party, including end clients.

For standardized performance and the most recent month-end performance click [here](#) NOTE, this material is intended for electronic use only. Individuals who intend to print and physically deliver to an investor must print the monthly performance report to accompany this blog.

Related Blogs

+ [To Be Value or to Be Growth?—That Is the Question.](#)

View the online version of this article [here](#).

IMPORTANT INFORMATION

U.S. investors only: Click [here](#) to obtain a WisdomTree ETF prospectus which contains investment objectives, risks, charges, expenses, and other information; read and consider carefully before investing.

There are risks involved with investing, including possible loss of principal. Foreign investing involves currency, political and economic risk. Funds focusing on a single country, sector and/or funds that emphasize investments in smaller companies may experience greater price volatility. Investments in emerging markets, currency, fixed income and alternative investments include additional risks. Please see prospectus for discussion of risks.

Past performance is not indicative of future results. This material contains the opinions of the author, which are subject to change, and should not to be considered or interpreted as a recommendation to participate in any particular trading strategy, or deemed to be an offer or sale of any investment product and it should not be relied on as such. There is no guarantee that any strategies discussed will work under all market conditions. This material represents an assessment of the market environment at a specific time and is not intended to be a forecast of future events or a guarantee of future results. This material should not be relied upon as research or investment advice regarding any security in particular. The user of this information assumes the entire risk of any use made of the information provided herein. Neither WisdomTree nor its affiliates, nor Foreside Fund Services, LLC, or its affiliates provide tax or legal advice. Investors seeking tax or legal advice should consult their tax or legal advisor. Unless expressly stated otherwise the opinions, interpretations or findings expressed herein do not necessarily represent the views of WisdomTree or any of its affiliates.

The MSCI information may only be used for your internal use, may not be reproduced or re-disseminated in any form and may not be used as a basis for or component of any financial instruments or products or indexes. None of the MSCI information is intended to constitute investment advice or a recommendation to make (or refrain from making) any kind of investment decision and may not be relied on as such. Historical data and analysis should not be taken as an indication or guarantee of any future performance analysis, forecast or prediction. The MSCI information is provided on an "as is" basis and the user of this information assumes the entire risk of any use made of this information. MSCI, each of its affiliates and each entity involved in compiling, computing or creating any MSCI information (collectively, the "MSCI Parties") expressly disclaims all warranties. With respect to this information, in no event shall any MSCI Party have any liability for any direct, indirect, special, incidental, punitive, consequential (including loss profits) or any other damages (www.msci.com)

Jonathan Steinberg, Jeremy Schwartz, Rick Harper, Christopher Gannatti, Bradley Krom, Tripp Zimmerman, Michael Barrer, Anita Rausch, Kevin Flanagan, Brendan Loftus, Joseph Tenaglia, Jeff Weniger, Matt Wagner, Alejandro Saltiel, Ryan Krystopowicz, Jianing Wu, and Brian Manby are registered representatives of Foreside Fund Services, LLC.

WisdomTree Funds are distributed by Foreside Fund Services, LLC, in the U.S. only.

You cannot invest directly in an index.

DEFINITIONS

Growth : Characterized by higher price levels relative to fundamentals, such as dividends or earnings. Price levels are higher because investors are willing to pay more due to their expectations of future improvements in these fundamentals.

Value : Characterized by lower price levels relative to fundamentals, such as earnings or dividends. Prices are lower because investors are less certain of the performance of these fundamentals in the future. This term is also related to the Value Factor, which associates these stock characteristics with excess returns vs the market over time.

FAANG : An acronym referring to the stocks of the five most popular and best-performing American technology companies: Facebook, Amazon, Apple, Netflix and Alphabet (formerly known as Google).

Small caps : new or relatively young companies that typically have a market capitalization between \$200 million to \$2 billion.

Mid-Cap : Characterized by exposure to the next 20% of market capitalization (after the top 70% have been removed) within the Value, Blend or Growth style zones with the majority of the fund's weight.

Federal Reserve : The Federal Reserve System is the central banking system of the United States.

S&P 500 Value Index : A market capitalization-weighted benchmark designed to measure the value segment of the S&P 500 Index.

S&P 500 Growth Index : A market capitalization-weighted benchmark designed to measure the growth segment of the S&P 500 Index.

Dividend : A portion of corporate profits paid out to shareholders.

Size : Characterized by smaller companies rather than larger companies by market capitalization. This term is also related to the Size Factor, which associates smaller market-cap stocks with excess returns vs the market over time.

Quality : Characterized by higher efficiency and profitability. Typical measures include earnings, return on equity, return on assets, operating profitability as well as others. This term is also related to the Quality Factor, which associates these stock characteristics with excess returns vs the market over time.