

MAGNIFICENT SEVEN EARNINGS (MOSTLY) IMPRESS

Matt Wagner — Associate Director, Research

02/21/2024

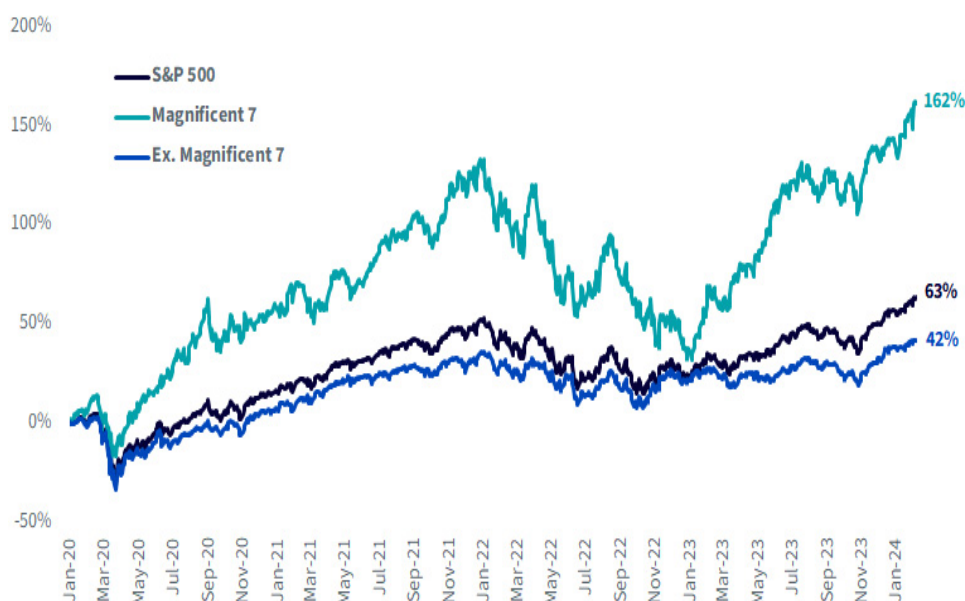
Six of the [Magnificent Seven](#) have reported earnings so far this season, and the results have been largely impressive. Five out of the six exceeded analyst earnings and sales estimates.

Nvidia is the last company in this group to report, scheduled for after the close on February 21. Analysts are estimating an earnings per share (EPS) of \$4.53, which would represent year-over-year growth of over 400%.

Tesla stands out as the outlier within this group. The company's earnings miss of 3%, coupled with a year-over-year earnings decline of 40% and lowered forward guidance, has contributed to its 25% decline year-to-date.

Tesla has become a victim of its own success. The outsized gains achieved by the Magnificent Seven over the past several years have raised expectations for their future earnings growth. These strong gains have also sparked discussions about "concentration risk" in the market during the early part of this year.

Cumulative Total Returns



Sources: WisdomTree, FactSet, S&P, 12/31/19–2/6/24. Magnificent Seven: Amazon, Alphabet, Meta, Nvidia, Apple, Tesla, Microsoft. You cannot invest directly in an index. Past performance is not indicative of future returns.

Without the context of the earnings growth of these companies, the prior returns chart would naturally suggest an overheated market.

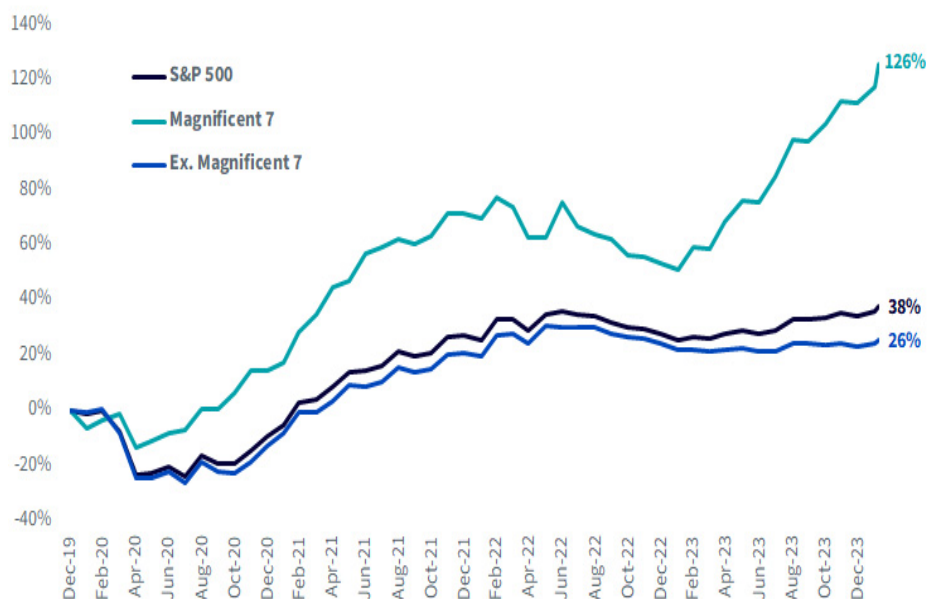
But alongside the large returns of these companies for the last several years, there has been synchronous earnings growth.

The 126% cumulative earnings growth since the start of 2020 is over three times that of the broader market and almost five times the S&P 500, excluding the Magnificent Seven.

Keep this chart in mind when trying to counterbalance the feeling that the run-up in these shares is purely based on

multiple expansion related to [artificial intelligence \(AI\)](#) hype.

Cumulative Earnings Growth

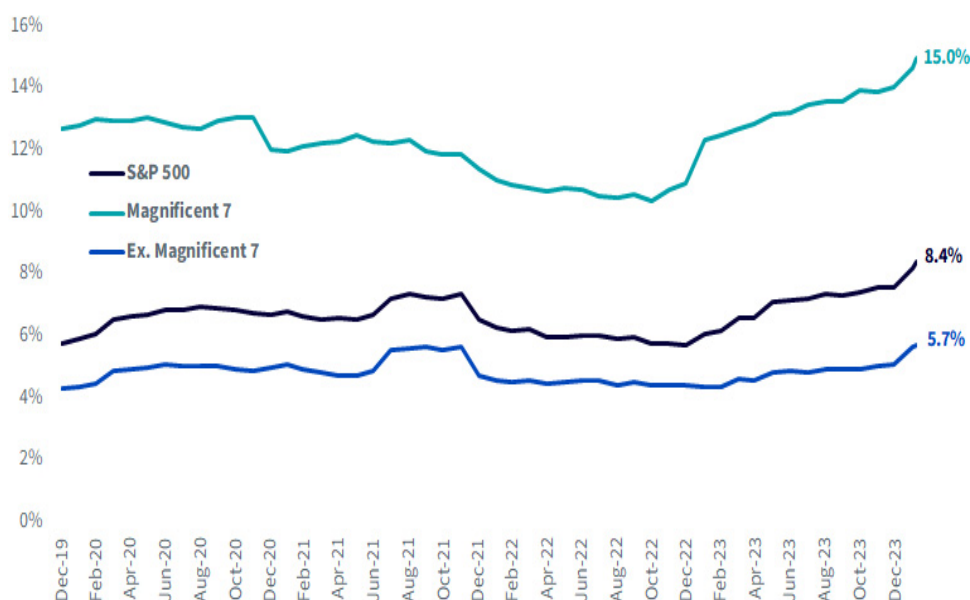


Sources: WisdomTree, FactSet, S&P, 12/31/19-2/6/24. You cannot invest directly in an index. Past performance is not indicative of future returns.

Speaking of AI, it is evident from examining research and development (R&D) spending as a percentage of sales that these companies are ramping up their investment while simultaneously delivering on earnings.

Investors' anticipation that these investments will pay off in the years to come is certainly a contributor to the positive enthusiasm surrounding these names over the last year.

R&D as Percentage of Sales



Sources: WisdomTree, FactSet, S&P, 12/31/19-2/6/24. You cannot invest directly in an index. Past performance is not indicative of future returns.

The bottom-line question for many investors, particularly those under-weight in the Magnificent Seven over the last several years, is whether these names have become overvalued. Only time will give us the definitive answer.

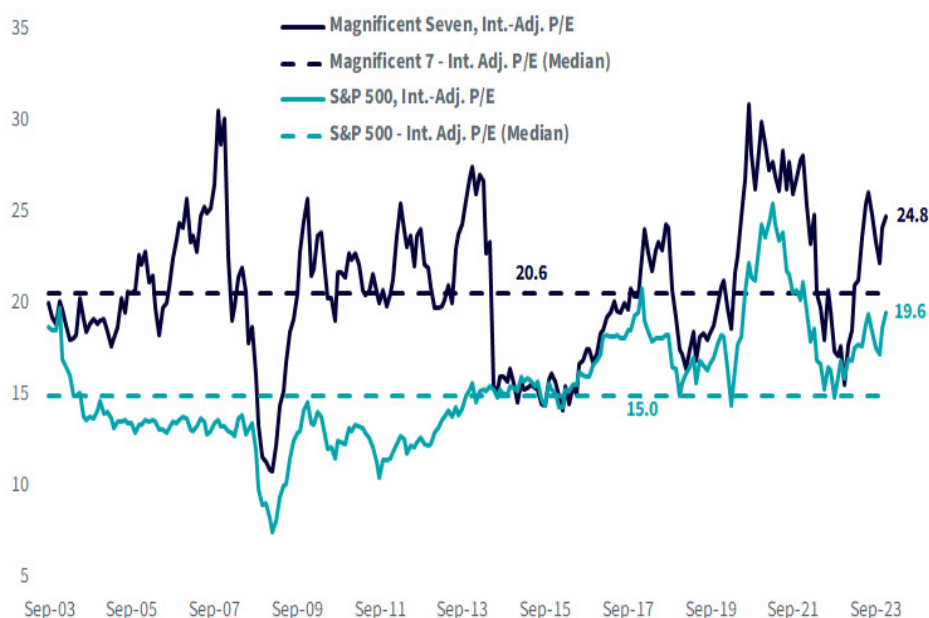
Looking at valuations that adjust for investments in R&D—a proxy for investments in intangible assets like those related

to AI—our data suggests that the Magnificent Seven, as with the rest of the S&P 500, are at elevated valuations relative to history.

At the current 25 times P/E, the Seven are at a 19% premium relative to their historical median. Meanwhile, the S&P 500 is at an even steeper 32% premium relative to its history.

In short, after a strong run-up in large-cap U.S. equities broadly over the last several years, there aren't necessarily many bargains to be had. However, if the Magnificent Seven continue to grow their earnings at the current impressive rate, they may justify their premium multiples.

Intangible Adjusted Price-to-Earnings



	S&P 500	Magnificent Seven
Current	19.8	24.6
Historical Median	15.0	20.6
% Premium / (Discount) vs. Historical Median	32%	19%
% Premium / (Discount) vs. S&P 500		24%

Sources: WisdomTree, FactSet, S&P, 9/30/03–1/31/24. You cannot invest directly in an index. Past performance is not indicative of future returns.

For standardized performance and the most recent month-end performance click [here](#) NOTE, this material is intended for electronic use only. Individuals who intend to print and physically deliver to an investor must print the monthly performance report to accompany this blog.

For more investing insights, check out our [Economic & Market Outlook](#)

View the online version of this article [here](#).

IMPORTANT INFORMATION

U.S. investors only: Click [here](#) to obtain a WisdomTree ETF prospectus which contains investment objectives, risks, charges, expenses, and other information; read and consider carefully before investing.

There are risks involved with investing, including possible loss of principal. Foreign investing involves currency, political and economic risk. Funds focusing on a single country, sector and/or funds that emphasize investments in smaller companies may experience greater price volatility. Investments in emerging markets, currency, fixed income and alternative investments include additional risks. Please see prospectus for discussion of risks.

Past performance is not indicative of future results. This material contains the opinions of the author, which are subject to change, and should not to be considered or interpreted as a recommendation to participate in any particular trading strategy, or deemed to be an offer or sale of any investment product and it should not be relied on as such. There is no guarantee that any strategies discussed will work under all market conditions. This material represents an assessment of the market environment at a specific time and is not intended to be a forecast of future events or a guarantee of future results. This material should not be relied upon as research or investment advice regarding any security in particular. The user of this information assumes the entire risk of any use made of the information provided herein. Neither WisdomTree nor its affiliates, nor Foreside Fund Services, LLC, or its affiliates provide tax or legal advice. Investors seeking tax or legal advice should consult their tax or legal advisor. Unless expressly stated otherwise the opinions, interpretations or findings expressed herein do not necessarily represent the views of WisdomTree or any of its affiliates.

The MSCI information may only be used for your internal use, may not be reproduced or re-disseminated in any form and may not be used as a basis for or component of any financial instruments or products or indexes. None of the MSCI information is intended to constitute investment advice or a recommendation to make (or refrain from making) any kind of investment decision and may not be relied on as such. Historical data and analysis should not be taken as an indication or guarantee of any future performance analysis, forecast or prediction. The MSCI information is provided on an "as is" basis and the user of this information assumes the entire risk of any use made of this information. MSCI, each of its affiliates and each entity involved in compiling, computing or creating any MSCI information (collectively, the "MSCI Parties") expressly disclaims all warranties. With respect to this information, in no event shall any MSCI Party have any liability for any direct, indirect, special, incidental, punitive, consequential (including loss profits) or any other damages (www.msci.com)

Jonathan Steinberg, Jeremy Schwartz, Rick Harper, Christopher Gannatti, Bradley Krom, Tripp Zimmerman, Michael Barrer, Anita Rausch, Kevin Flanagan, Brendan Loftus, Joseph Tenaglia, Jeff Weniger, Matt Wagner, Alejandro Saltiel, Ryan Krystopowicz, Jianing Wu, and Brian Manby are registered representatives of Foreside Fund Services, LLC.

WisdomTree Funds are distributed by Foreside Fund Services, LLC, in the U.S. only.

You cannot invest directly in an index.

DEFINITIONS

Magnificent 7 : Refers to a group of high-performing U.S. stocks including Microsoft (MSFT), Amazon (AMZN), Meta (META), Apple (AAPL), Google parent Alphabet (GOOGL), Nvidia (NVDA), and Tesla (TSLA)

Artificial intelligence : machine analysis and decision-making.