
LET THE GOOD TIMES ROLL

Scott Welch — Chief Investment Officer – Model Portfolios
03/18/2021

This article is relevant to financial professionals who are considering offering Model Portfolios to their clients. If you are an individual investor interested in WisdomTree ETF Model Portfolios, please inquire with your financial professional. Not all financial professionals have access to these Model Portfolios.

Let the good times roll

Let them knock you around

Let the good times roll

Let them make you a clown

Let them leave you up in the air

Let them brush your rock and roll hair

Let the good times roll

Let the good times roll, oh

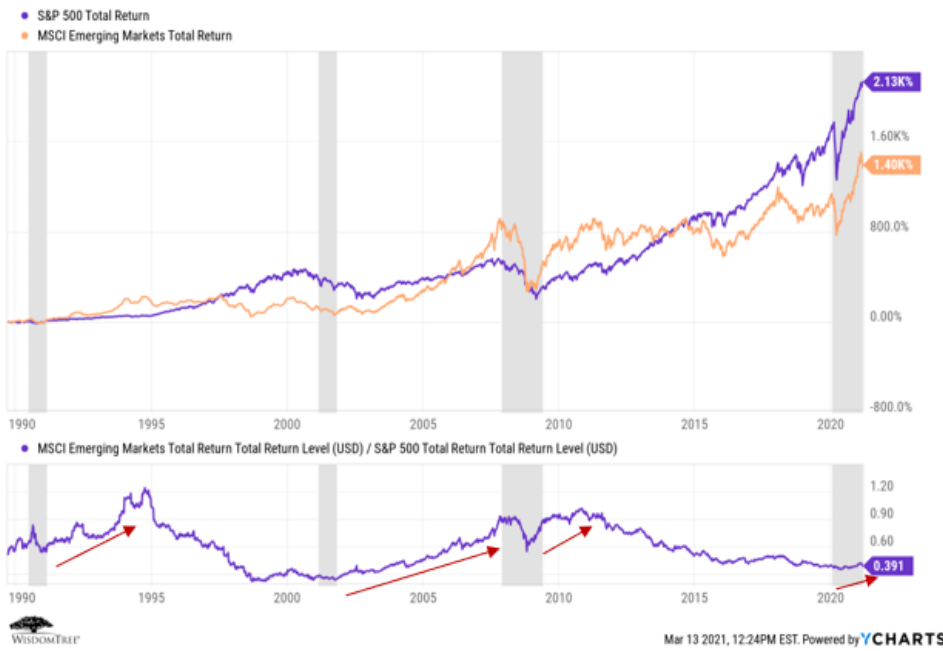
Let the good times roll

(From “[Let the] Good Times Roll” by The Cars, 1978)

Investment Themes for 2021

As described in a previous blog post, WisdomTree has identified [five primary investment themes](#) that we believe have a high probability of playing out over the course of 2021 and beyond—emerging markets, reflation, quality and income, disruptive growth and cyclical rotation.

In this blog piece, we will take a deeper look into this last theme—[cyclical rotation](#). We’ve blogged before that coming out of a [recession, value, small-cap and emerging market stocks historically have outperformed](#). Let’s a quick look at how that “cyclical rotation” trade has played out over time. We’ll begin with emerging markets:



Source: YCharts, data as of 3/12/21. You cannot invest in an index, and past performance does not guarantee future results.

While the [S&P 500 Index](#) has outperformed EM on a cumulative basis since 1990, we see specific periods of time when EM outperformed—typically aligned with the U.S. coming out of recession (the gray bars in the chart).

The current outperformance is more clearly visible if we look at relative performances since the beginning of Q3 2020.



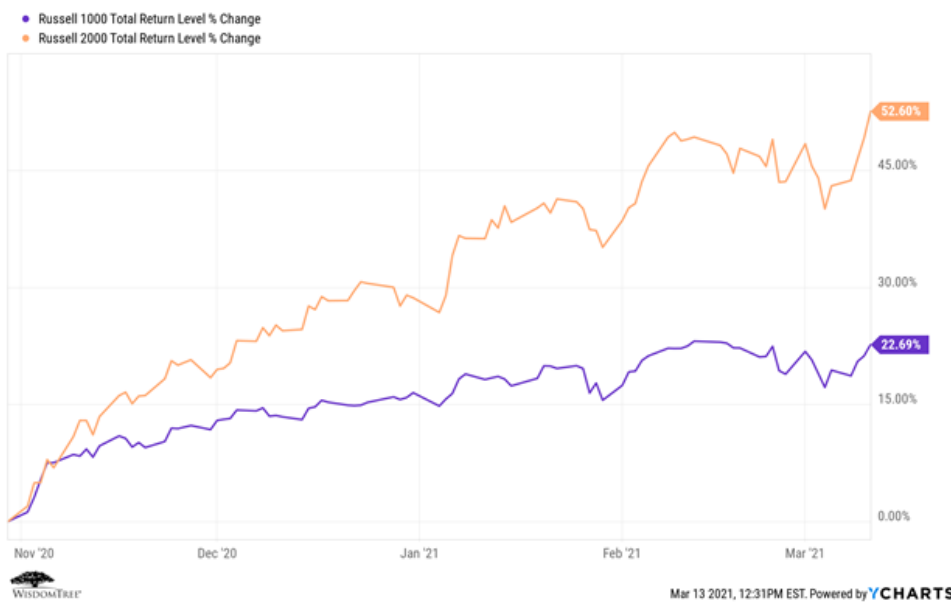
Source: YCharts, data range from 7/1/20–3/2/21. You cannot invest in an index, and past performance does not guarantee future results.

How about [small-cap](#) stocks? Let's start with historical performance. We again see that small-cap stocks tend to lead as the U.S. comes out of recession:



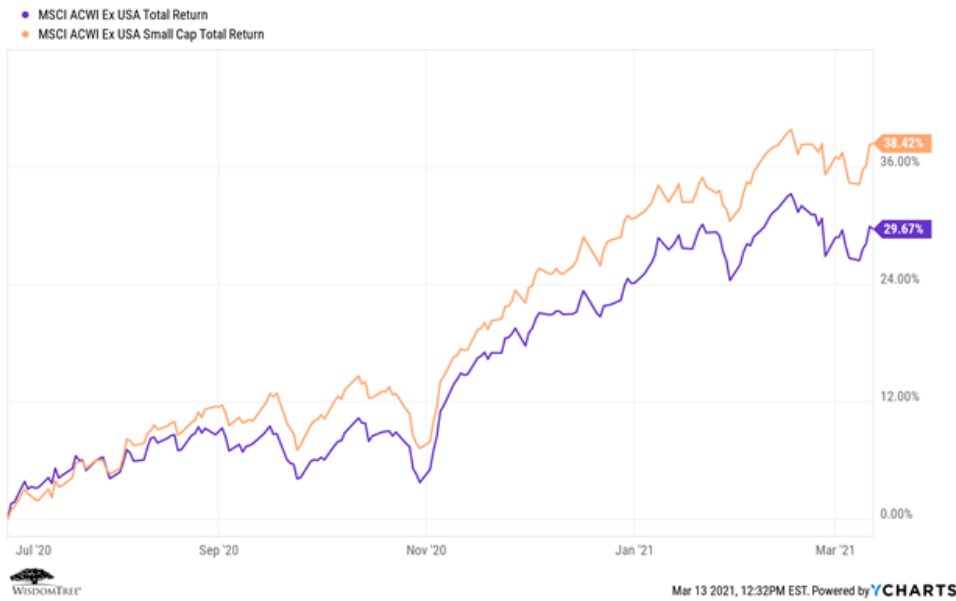
Source: YCharts, data as of 3/12/21. You cannot invest in an index, and past performance does not guarantee future results.

The bounce back for small-cap stocks in the U.S. has been especially pronounced since the announcement of the Pfizer COVID-19 vaccine back in early November:



Source: YCharts, data range from 11/1/20–3/12/21. You cannot invest in an index, and past performance does not guarantee future results.

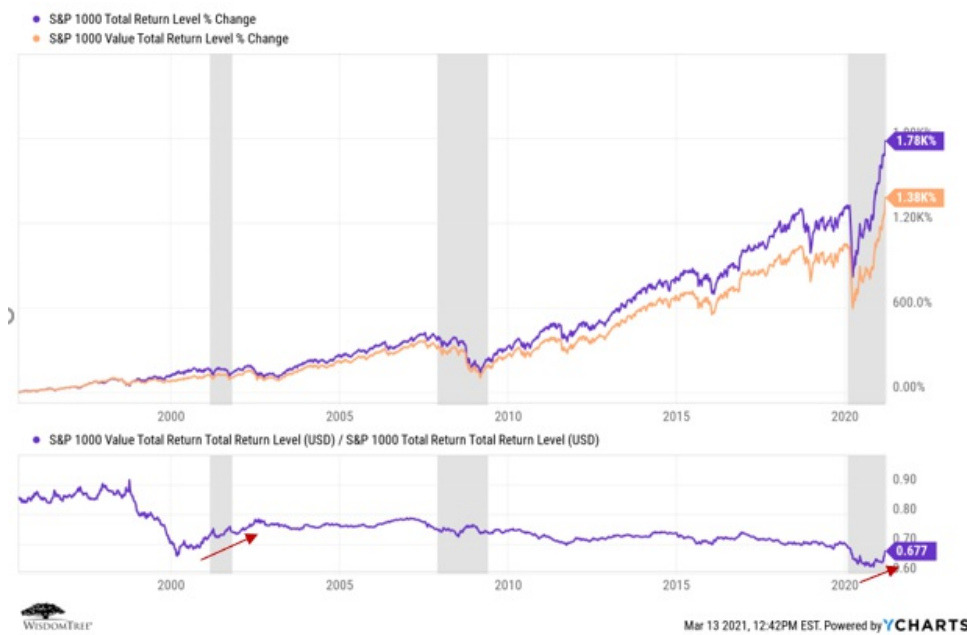
Nor is this strictly a U.S. phenomenon. Here is a comparison of developed international (“EAFE”) small-cap versus [large-cap](#) stocks since the beginning of Q3 2020:



Source: YCharts, data range from 7/1/20–3/12/21. You cannot invest in an index, and past performance does not guarantee future results.

When investing in small-cap stocks, we believe that quality should be an essential screen, given the growing number of “zombie” companies that occupy the small-cap space—companies that are barely generating enough cash flow to cover interest expenses and rely instead on borrowing and other sources of financing to stay afloat.

Finally, let’s look at the performance of value stocks versus the broader market, first historically and then since the beginning of Q3 2020. The picture is somewhat distorted by the incredible outperformance of growth stocks since roughly 2010.



Source: YCharts, data as of 2/7/21. You cannot invest in an index, and past performance does not guarantee future results.

But we see that value stocks have outperformed since the beginning of Q3 2020:

Figure 7_SP 1000 Total and Value Return

Model Portfolio Implications

At a strategic level, all of the [WisdomTree Model Portfolios](#) have certain common characteristics:

1. Relative to the [MSCI ACWI Equity Index](#) (our global equity benchmark), our core equity model is **over-weight** in the U.S. and EM, and **under-weight** in developed international (“EAFE”). This model can be (and is) used as a stand-alone model, and it is also a fundamental “building block” to our various strategic multi-asset models;

2. Also relative to the MSCI ACWI Index, we are **over-weight** in small cap and value stocks. The WisdomTree product set tends to “tilt” this way, based on the various screens we apply to our underlying Indexes. So, even though all our models are “open architecture” in that they include both WisdomTree and third-party strategies, we will normally have inherent small-cap and value tilts to our portfolios.

Furthermore, all the WisdomTree small-cap strategies, across all geographies, have a [quality](#) screen—they seek to identify companies with strong balance sheets, profitability and [cash flow](#). This is tangible in our core equity model, where we deploy [DGRS](#), our small-cap quality dividend growth strategy, as our U.S. small-cap allocation, [DLS](#), our International (“EAFE”) SmallCap Dividend Fund, as our international small-cap allocation, and [DGS](#), our Emerging Markets SmallCap Dividend Fund, as our EM small-cap allocation. All three carry explicit quality (“anti-zombie”) screens.

3. Within our core fixed income model, which is both a stand-alone model and a fundamental building block of our various multi-asset models, we recently added an allocation to [ELD](#), our emerging markets local currency debt strategy. This position aligns well with our both our “cyclical rotation” and our “emerging markets” investment themes¹.

Conclusion

We believe the cyclical rotation back toward small cap, value and emerging markets has “legs” —that is, we believe it will remain in place throughout 2021, and perhaps beyond. We believe this for several reasons:

1. We think the continued rollout of COVID-19 vaccinations, combined with massive fiscal stimulus, will drive a significant economic recovery in the U.S. in the second half of the year. Historically, this “phase” of the economic cycle is when the small-cap, value and emerging markets “[risk factors](#)” have performed well.

2. We are not “anti-growth,” by any means. Growth continues to perform quite well, and one of our primary investment themes for 2021 is the continuation of a “[disruptive growth](#)” trend. But the performance and [valuation](#) differential between growth and value stocks and between small-cap and large-cap stocks had grown to historically wide levels. Since the markets historically have exhibited “reversion to the mean” tendencies, we believe this current cyclical rotation back toward small cap, value and emerging markets still has significant room to run.

If we are correct in our outlook, we believe our Model Portfolios are well-positioned to take advantage of and capitalize on what we believe will be significant “tailwinds.” It’s a nice feeling to have the wind at your back and to “let the good times roll.”

¹Model portfolio allocations are subject to change and should not be considered investment advice.

Important Risks Related to this Article

WisdomTree Model Portfolio information is designed to be used by financial advisors solely as an educational resource, along with other potential resources advisors may consider, in providing services to their end clients. WisdomTree’s Model Portfolios and related content are for information only and are not intended to provide, and should not be relied on for, tax, legal, accounting, investment or financial planning advice by WisdomTree, nor should any WisdomTree Model Portfolio information be considered or relied upon as investment advice or as a recommendation from WisdomTree, including regarding the use or suitability of any WisdomTree Model Portfolio, any particular security or any particular strategy. In providing WisdomTree Model Portfolio information, WisdomTree is not acting and has not agreed to act in an investment advisory, fiduciary or quasi-fiduciary capacity to any advisor or end client, and has no responsibility in connection therewith, and is not providing individualized investment advice to any advisor or end client, including based on or tailored to the circumstance of any advisor or end client. The Model Portfolio information is provided “as is,” without warranty of any kind, express or implied. WisdomTree is not responsible for determining the securities to be purchased, held and/or sold for any advisor or end client accounts, nor is WisdomTree responsible for determining the suitability or appropriateness of a Model Portfolio or any securities included therein for any third party, including end clients. Advisors are solely responsible for making investment recommendations and/or decisions with respect to an end client and should consider the end client’s individual financial circumstances, investment time frame,

risk tolerance level and investment goals in determining the appropriateness of a particular investment or strategy, without input from WisdomTree. WisdomTree does not have investment discretion and does not place trade orders for any end client accounts. Information and other marketing materials provided to you by WisdomTree concerning a Model Portfolio—including allocations, performance and other characteristics—may not be indicative of an end client's actual experience from investing in one or more of the funds included in a Model Portfolio. Using an asset allocation strategy does not ensure a profit or protect against loss, and diversification does not eliminate the risk of experiencing investment losses. There is no assurance that investing in accordance with a Model Portfolio's allocations will provide positive performance over any period. Any content or information included in or related to a WisdomTree Model Portfolio, including descriptions, allocations, data, fund details and disclosures, are subject to change and may not be altered by an advisor or other third party in any way.

WisdomTree primarily uses WisdomTree Funds in the Model Portfolios unless there is no WisdomTree Fund that is consistent with the desired asset allocation or Model Portfolio strategy. As a result, WisdomTree Model Portfolios are expected to include a substantial portion of WisdomTree Funds notwithstanding that there may be a similar fund with a higher rating, lower fees and expenses or substantially better performance. Additionally, WisdomTree and its affiliates will indirectly benefit from investments made based on the Model Portfolios through fees paid by the WisdomTree Funds to WisdomTree and its affiliates for advisory, administrative and other services.

For more investing insights, check out our [Economic & Market Outlook](#)

View the online version of this article [here](#).

IMPORTANT INFORMATION

U.S. investors only: Click [here](#) to obtain a WisdomTree ETF prospectus which contains investment objectives, risks, charges, expenses, and other information; read and consider carefully before investing.

There are risks involved with investing, including possible loss of principal. Foreign investing involves currency, political and economic risk. Funds focusing on a single country, sector and/or funds that emphasize investments in smaller companies may experience greater price volatility. Investments in emerging markets, currency, fixed income and alternative investments include additional risks. Please see prospectus for discussion of risks.

Past performance is not indicative of future results. This material contains the opinions of the author, which are subject to change, and should not to be considered or interpreted as a recommendation to participate in any particular trading strategy, or deemed to be an offer or sale of any investment product and it should not be relied on as such. There is no guarantee that any strategies discussed will work under all market conditions. This material represents an assessment of the market environment at a specific time and is not intended to be a forecast of future events or a guarantee of future results. This material should not be relied upon as research or investment advice regarding any security in particular. The user of this information assumes the entire risk of any use made of the information provided herein. Neither WisdomTree nor its affiliates, nor Foreside Fund Services, LLC, or its affiliates provide tax or legal advice. Investors seeking tax or legal advice should consult their tax or legal advisor. Unless expressly stated otherwise the opinions, interpretations or findings expressed herein do not necessarily represent the views of WisdomTree or any of its affiliates.

The MSCI information may only be used for your internal use, may not be reproduced or re-disseminated in any form and may not be used as a basis for or component of any financial instruments or products or indexes. None of the MSCI information is intended to constitute investment advice or a recommendation to make (or refrain from making) any kind of investment decision and may not be relied on as such. Historical data and analysis should not be taken as an indication or guarantee of any future performance analysis, forecast or prediction. The MSCI information is provided on an "as is" basis and the user of this information assumes the entire risk of any use made of this information. MSCI, each of its affiliates and each entity involved in compiling, computing or creating any MSCI information (collectively, the "MSCI Parties") expressly disclaims all warranties. With respect to this information, in no event shall any MSCI Party have any liability for any direct, indirect, special, incidental, punitive, consequential (including loss profits) or any other damages (www.msci.com)

Jonathan Steinberg, Jeremy Schwartz, Rick Harper, Christopher Gannatti, Bradley Krom, Tripp Zimmerman, Michael Barrer, Anita Rausch, Kevin Flanagan, Brendan Loftus, Joseph Tenaglia, Jeff Weniger, Matt Wagner, Alejandro Saltiel, Ryan Krystopowicz, Kara Marciscano, Jianing Wu and Brian Manby are registered representatives of Foreside Fund Services, LLC.

WisdomTree Funds are distributed by Foreside Fund Services, LLC, in the U.S. only.

You cannot invest directly in an index.

DEFINITIONS

Cyclical sectors : Consumer Discretionary, Energy, Industrials, Materials, Financials and Information Technology sectors.

S&P 500 Index : Market capitalization-weighted benchmark of 500 stocks selected by the Standard and Poor's Index Committee designed to represent the performance of the leading industries in the United States economy.

Small caps : new or relatively young companies that typically have a market capitalization between \$200 million to \$2 billion.

Large-Capitalization (Large-Cap) : A term used by the investment community to refer to companies with a market capitalization value of more than \$10 billion. Large cap is an abbreviation of the term "large market capitalization". Market capitalization is calculated by multiplying the number of a company's shares outstanding by its stock price per share.

Value : Characterized by lower price levels relative to fundamentals, such as earnings or dividends. Prices are lower because investors are less certain of the performance of these fundamentals in the future. This term is also related to the Value Factor, which associates these stock characteristics with excess returns vs the market over time.

MSCI ACWI Index : A free-float adjusted market capitalization-weighted index that is designed to measure the equity market performance of developed and emerging markets.

Quality : Characterized by higher efficiency and profitability. Typical measures include earnings, return on equity, return on assets, operating profitability as well as others. This term is also related to the Quality Factor, which associates these stock characteristics with excess returns vs the market over time.

Cash flows : a measure of how much cash a business generates after taking into account all the necessary expenses, including net capital expenditures.

Valuation : Refers to metrics that relate financial statistics for equities to their price levels to determine if certain attributes, such as earnings or dividends, are cheap or expensive.