

A SMOOTHER RIDE WITH QUALITY DIVIDEND GROWTH

Matt Wagner — Associate Director, Research

02/26/2024

We are all familiar with the main equity market storylines of 2023:

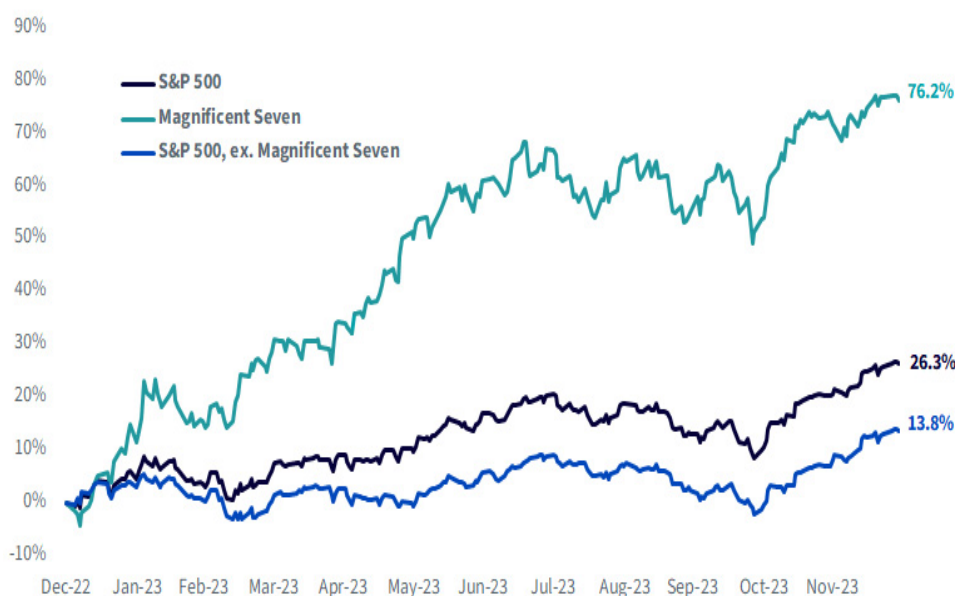
- The recession widely anticipated by Wall Street and Main Street never materialized
- Better-than-expected economic growth resulted in robust gains across equity markets
- A select group of mega-cap growth stocks benefited from excitement around [artificial intelligence \(AI\)](#)

No segment of the market [captured more attention than the Magnificent Seven](#): Apple, Alphabet, Amazon, Meta, Microsoft, Nvidia and Tesla.

These companies collectively accounted for 20% of the [S&P 500's](#) weight at the beginning of 2023 (increasing to 28% by year-end) and drove approximately half of the Index's 26% return.

Almost any investment strategy that wasn't over-weight in this handful of names struggled to outperform.

2023 Cumulative Returns



Sources: WisdomTree, FactSet, S&P. You cannot invest directly in an index. Past performance is not indicative of future returns.

The market leadership was a 180-degree reversal from 2022, when companies that did not pay dividends experienced a decline of nearly 39%, significantly greater than the 18% drop in the overall S&P 500.

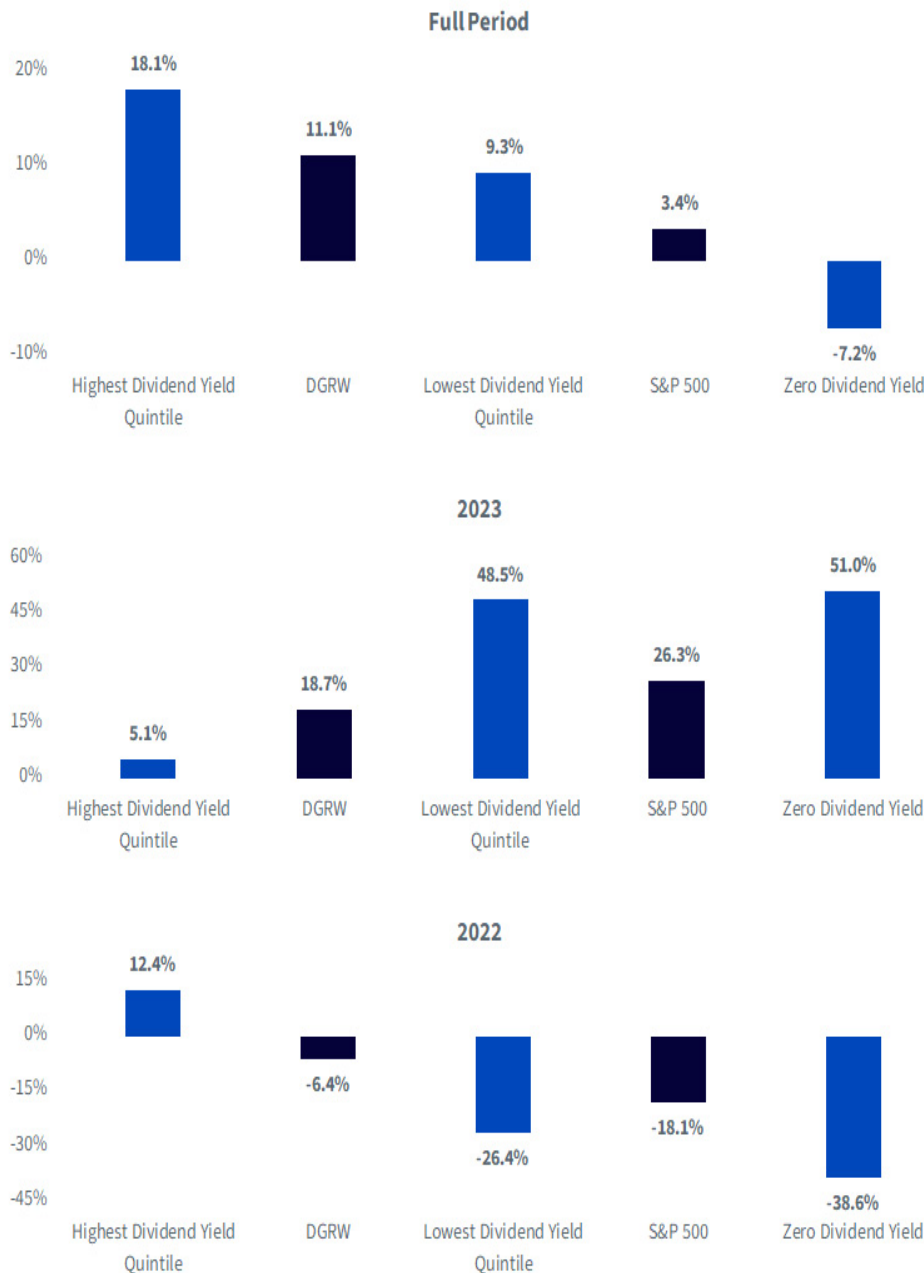
Conversely, companies with the highest dividend yields delivered a strong performance in 2022, with positive returns exceeding 12%.

The [WisdomTree U.S. Quality Dividend Growth Fund \(DGRW\)](#) strategically selects dividend-paying companies based on their high profitability and growth characteristics. In 2022, [DGRW](#) outperformed the S&P 500 by more than 11%,

primarily due to its under-weight exposure to non-dividend-paying tech companies.

In 2023, the Fund lagged the S&P 500 by 7.6%. This underperformance was largely driven by its collective under-weight in the [Magnificent Seven](#) (averaging 10.5% under-weight), accounting for 5% of total underperformance (or nearly 70% of the total underperformance).

Over the full period, [DGRW](#) maintained an edge over the S&P 500 of more than 700 [basis points](#) cumulatively.



Sources: WisdomTree, FactSet, S&P, 12/31/21–12/29/23. You cannot invest directly in an index. Performance of dividend yield quintiles measures constituents within the S&P 500.

Past performance is not indicative of future results. Investment return and principal value of an investment will fluctuate so that an investor's shares, when redeemed, may be worth more or less than their original cost. Current performance may be lower or higher than the performance data quoted.

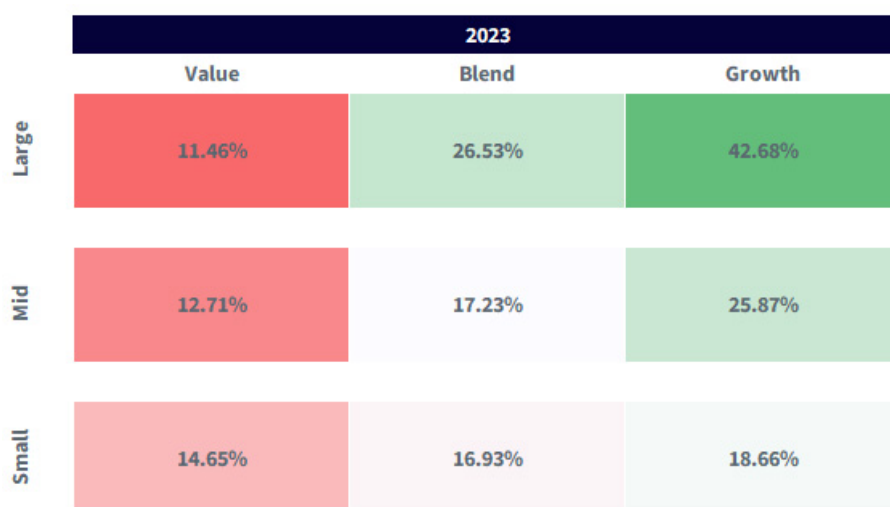
For the most recent month-end and standardized performances and to download the Fund prospectus, click [here](#).

For definitions of terms in the charts above, please visit the [glossary](#).

Though [mega-cap](#) growth garnered the most attention last year, investors should be reminded that each style index was

up well over 10%.

Style Box Performance



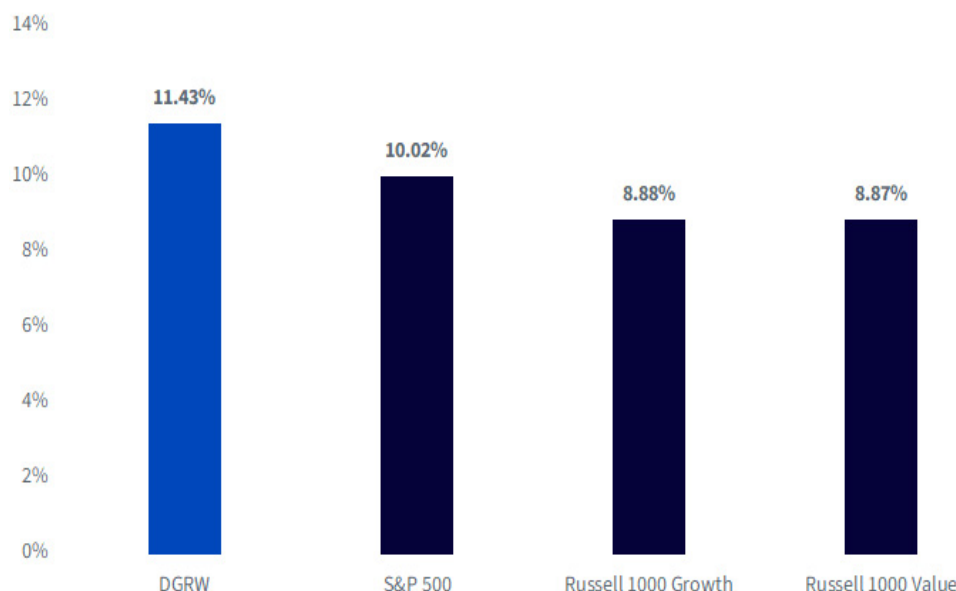
Sources: WisdomTree, Russell. Large-, mid- and small-cap indexes are the Russell 1000, Russell Midcap and Russell 2000 Indexes, respectively, and their corresponding growth and value style indexes. Index returns are gross total returns. You cannot invest directly in an index. Past performance is not indicative of future returns.

Conclusion

Through the choppiness of the last several years, [DGRW](#) outperformed the S&P 500 by more than 1.4% annualized. It has been a smoother ride through all the [volatility](#) when you zoom out.

Often, investors think a dividend fund requires value leadership for outperformance—this outperformance came amid a backdrop of a directionless market for [value](#) versus [growth](#), justifying an allocation for [DGRW](#) at the core of an investor's portfolio.

Annualized Three-Year Return



Sources: WisdomTree, S&P, Russell, as of 12/31/23. You cannot invest directly in an index.

Important Risks Related to this Article

There are risks associated with investing, including the possible loss of principal. Funds focusing their investments on

certain sectors increase their vulnerability to any single economic or regulatory development. This may result in greater share price volatility. Dividends are not guaranteed, and a company currently paying dividends may cease paying dividends at any time. Please read the Fund's prospectus for specific details regarding the Fund's risk profile.

For the top 10 holdings of DGRW please visit the Fund's fund detail page at <https://www.wisdomtree.com/investments/etfs/equity/dgrw>

For standardized performance and the most recent month-end performance click [here](#) NOTE, this material is intended for electronic use only. Individuals who intend to print and physically deliver to an investor must print the monthly performance report to accompany this blog.

Related Blogs

- + [Magnificent Seven Earnings \(Mostly\) Impress](#)
- + [Time in the Market Beats Timing the Market](#)

Related Funds

- + [WisdomTree U.S. Quality Dividend Growth Fund](#)

View the online version of this article [here](#).

IMPORTANT INFORMATION

U.S. investors only: Click [here](#) to obtain a WisdomTree ETF prospectus which contains investment objectives, risks, charges, expenses, and other information; read and consider carefully before investing.

There are risks involved with investing, including possible loss of principal. Foreign investing involves currency, political and economic risk. Funds focusing on a single country, sector and/or funds that emphasize investments in smaller companies may experience greater price volatility. Investments in emerging markets, currency, fixed income and alternative investments include additional risks. Please see prospectus for discussion of risks.

Past performance is not indicative of future results. This material contains the opinions of the author, which are subject to change, and should not to be considered or interpreted as a recommendation to participate in any particular trading strategy, or deemed to be an offer or sale of any investment product and it should not be relied on as such. There is no guarantee that any strategies discussed will work under all market conditions. This material represents an assessment of the market environment at a specific time and is not intended to be a forecast of future events or a guarantee of future results. This material should not be relied upon as research or investment advice regarding any security in particular. The user of this information assumes the entire risk of any use made of the information provided herein. Neither WisdomTree nor its affiliates, nor Foreside Fund Services, LLC, or its affiliates provide tax or legal advice. Investors seeking tax or legal advice should consult their tax or legal advisor. Unless expressly stated otherwise the opinions, interpretations or findings expressed herein do not necessarily represent the views of WisdomTree or any of its affiliates.

The MSCI information may only be used for your internal use, may not be reproduced or re-disseminated in any form and may not be used as a basis for or component of any financial instruments or products or indexes. None of the MSCI information is intended to constitute investment advice or a recommendation to make (or refrain from making) any kind of investment decision and may not be relied on as such. Historical data and analysis should not be taken as an indication or guarantee of any future performance analysis, forecast or prediction. The MSCI information is provided on an "as is" basis and the user of this information assumes the entire risk of any use made of this information. MSCI, each of its affiliates and each entity involved in compiling, computing or creating any MSCI information (collectively, the "MSCI Parties") expressly disclaims all warranties. With respect to this information, in no event shall any MSCI Party have any liability for any direct, indirect, special, incidental, punitive, consequential (including loss profits) or any other damages (www.msci.com)

Jonathan Steinberg, Jeremy Schwartz, Rick Harper, Christopher Gannatti, Bradley Krom, Tripp Zimmerman, Michael Barrer, Anita Rausch, Kevin Flanagan, Brendan Loftus, Joseph Tenaglia, Jeff Weniger, Matt Wagner, Alejandro Saltiel, Ryan Krystopowicz, Jianing Wu, and Brian Manby are registered representatives of Foreside Fund Services, LLC.

WisdomTree Funds are distributed by Foreside Fund Services, LLC, in the U.S. only.

You cannot invest directly in an index.

DEFINITIONS

Artificial intelligence : machine analysis and decision-making.

S&P 500 Index : Market capitalization-weighted benchmark of 500 stocks selected by the Standard and Poor's Index Committee designed to represent the performance of the leading industries in the United States economy.

Magnificent 7 : Refers to a group of high-performing U.S. stocks including Microsoft (MSFT), Amazon (AMZN), Meta (META), Apple (AAPL), Google parent Alphabet (GOOGL), Nvidia (NVDA), and Tesla (TSLA)

Basis point : 1/100th of 1 percent.

Mega Cap : Market Capitalization over \$100 Billion.

Volatility : A measure of the dispersion of actual returns around a particular average level. .

Value : Characterized by lower price levels relative to fundamentals, such as earnings or dividends. Prices are lower because investors are less certain of the performance of these fundamentals in the future. This term is also related to the Value Factor, which associates these stock characteristics with excess returns vs the market over time.

Growth : Characterized by higher price levels relative to fundamentals, such as dividends or earnings. Price levels are higher because investors are willing to pay more due to their expectations of future improvements in these fundamentals.