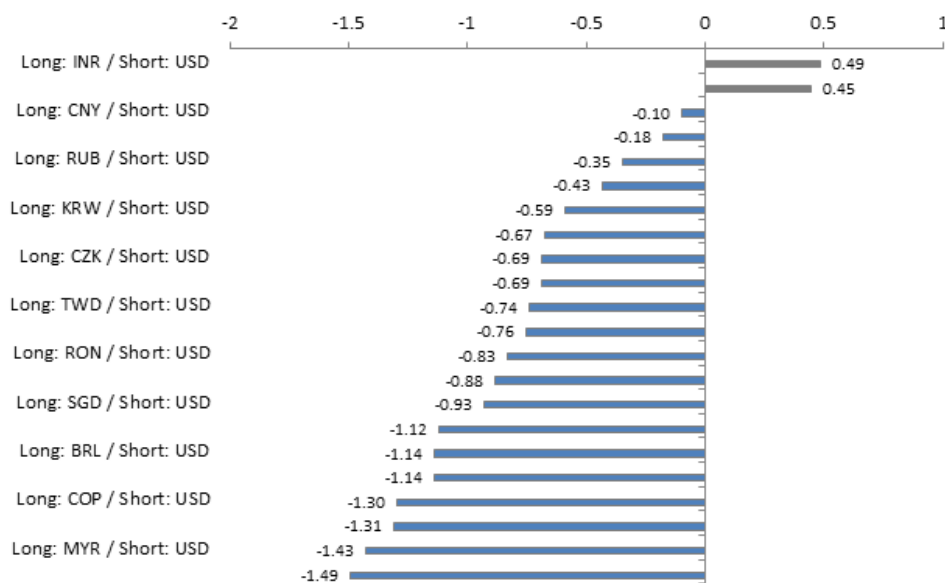


RUPEE OUTSHINING EMERGING MARKET CURRENCIES

Gaurav Sinha – Associate Director, Asset Allocation and Modern Alpha
02/12/2016

Looking back, 2015 was a tough year for emerging market (EM) equities and their currencies. A looming [interest rate](#) hike in the U.S., combined with a Chinese slowdown and falling commodities, ensured that most EM currencies faced tremendous downward pressure. However, one currency that stood out was the Indian national rupee (INR). Below, we highlight why the rupee continues to be one of the best-performing EM currencies and two implications for allocations, for both the rupee and Indian equities.

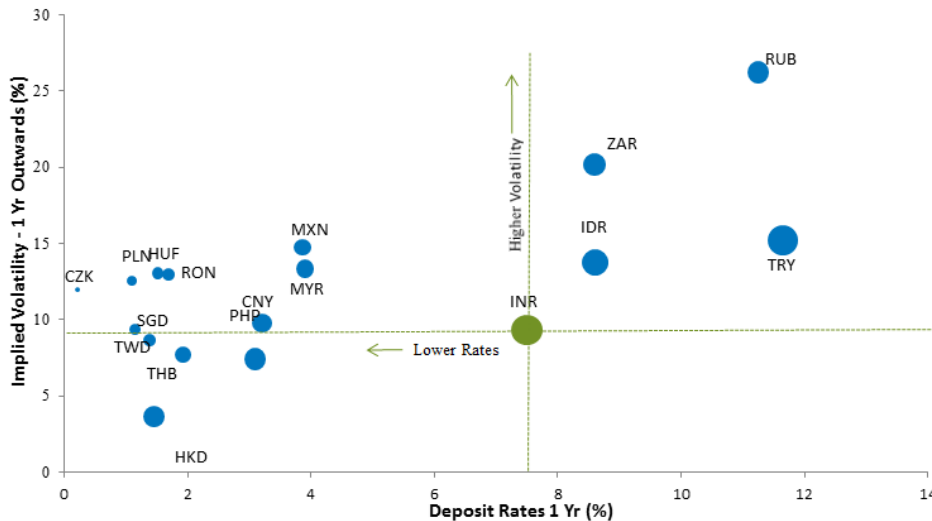
Rupee-Positive Carry Trade Returns in 2015 Relative performance for currencies is often measured via the carry trade (i.e., selling a currency that yields a lower interest rate and using the proceeds to purchase a higher-yielding currency). In 2015, the INR and its associated interest rates outperformed all EM currencies from a risk-adjusted basis when compared against the U.S. dollar.¹ Someone who invested in Indian rupees via [forward contracts](#) and collected the interest rates would have earned positive returns in an otherwise very challenging landscape. **Currency and Interest Rate: Sharpe Ratio 12/31/2014-12/31/2015**



Source: Bloomberg. Past performance is not indicative of future results.

What's the Trend for 2016? Looking on a forward basis, the chart below compares how much [deposit rate](#) an investor would earn and compares that to the [implied volatility](#) in the markets today. For an expected risk of 9.3%, INR offers an impressive 7.5% deposit rate for 2016, higher than any other currency with a similar risk level. **EM Currency- Risk/Reward**

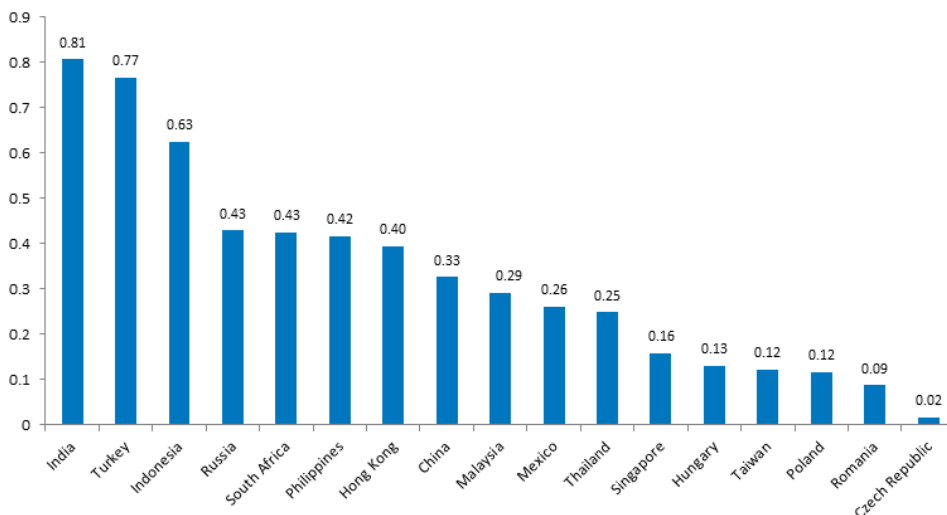
2 0 1 6 As of 02/11/2016



Source: Bloomberg. Past performance is not indicative of future results.

Currency names: Czech krona (CZK), Polish zloty (PLZ), Hungarian forint (HUF), Romanian leu (RON), Taiwanese dollar (TWD), Singaporean dollar (SGD), Thai baht (THB), Hong Kong dollar (HKD), Chinese yuan (CNY), Philippines peso (PHP), Mexican peso (MXP), Malaysian ringgit (MYR), South African rand (ZAR), Indonesian rupiah (IDR), Turkish lira (TRY), Russian ruble (RUB), Indian rupee (INR).

The rupee for the moment looks to be the most optimized currency investment for 2016 in the EM world. EM Currency Sharpe for 2016 Deposit Rate/ Implied vol (1Yr) As of 2/11/2016



Source: Bloomberg.

Factors Affecting the Rupee in 2016 The Federal Reserve’s (Fed) rate hike and the Chinese slowdown have caused some investors to flee from riskier assets, especially emerging market equities. Both of these factors put some downward pressure on the rupee. However, as the third-largest importer of crude oil, with every \$1 drop in 2015 in crude oil prices, India saves more than half a billion dollars in its imports.² Thus, cheaper commodities, especially crude oil, are a windfall for the fiscal health of the rupee. Considering those two opposing forces, we expect the rupee to be fairly stable over the course of the next year. A 2% to 3% further depreciation could not be ruled out; however, in an otherwise challenging landscape this would be a good performance. Furthermore, any depreciation should not offset interest income available, as has been discussed above. It is also important to keep in mind that any relative strength in the rupee could be very supportive of the performance of Indian equities in the emerging market universe. Learn about the [WisdomTree Indian Rupee Strategy Fund \(ICN\)](#), which invests in forward contracts, collecting the short-term interest rates embedded in those contracts, as

discussed in the analysis and charts above. *Unless otherwise noted, data source is Bloomberg, as of February 11th, 2016.* ¹Source: Bloomberg, for the period 12/31/14 to 12/31/15. ²Source: ICRA, a Moody's Investors Service company, as of November 2015.

Important Risks Related to this Article

There are risks associated with investing, including possible loss of principal. Foreign investing involves special risks, such as risk of loss from currency fluctuation or political or economic uncertainty. This Fund focuses its investments in India, thereby increasing the impact of events and developments associated with the region, which can adversely affect performance. Investments in emerging or frontier markets are generally less liquid and less efficient than investments in developed markets and are subject to additional risks, such as risks of adverse governmental regulation and intervention or political developments. Investments in commodities may be affected by overall market movements, changes in interest rates and other factors such as weather, disease, embargoes and international economic and political developments.

Investments in currency involve additional special risks, such as credit risk and interest rate fluctuations. Derivative investments can be volatile, and these investments may be less liquid than other securities, and more sensitive to the effects of varied economic conditions. As this Fund can have a high concentration in some issuers, the Fund can be adversely impacted by changes affecting those issuers. Unlike typical exchange-traded funds, there are no indexes that the Fund attempts to track or replicate. Thus, the ability of the Fund to achieve its objectives will depend on the effectiveness of the portfolio manager. Due to the investment strategy of this Fund, it may make higher capital gain distributions than other ETFs. Please read the Fund's prospectus for specific details regarding the Fund's risk profile.

For standardized performance and the most recent month-end performance click [here](#) NOTE, this material is intended for electronic use only. Individuals who intend to print and physically deliver to an investor must print the monthly performance report to accompany this blog.

For more investing insights, check out our [Economic & Market Outlook](#)

View the online version of this article [here](#).

IMPORTANT INFORMATION

U.S. investors only: Click [here](#) to obtain a WisdomTree ETF prospectus which contains investment objectives, risks, charges, expenses, and other information; read and consider carefully before investing.

There are risks involved with investing, including possible loss of principal. Foreign investing involves currency, political and economic risk. Funds focusing on a single country, sector and/or funds that emphasize investments in smaller companies may experience greater price volatility. Investments in emerging markets, currency, fixed income and alternative investments include additional risks. Please see prospectus for discussion of risks.

Past performance is not indicative of future results. This material contains the opinions of the author, which are subject to change, and should not to be considered or interpreted as a recommendation to participate in any particular trading strategy, or deemed to be an offer or sale of any investment product and it should not be relied on as such. There is no guarantee that any strategies discussed will work under all market conditions. This material represents an assessment of the market environment at a specific time and is not intended to be a forecast of future events or a guarantee of future results. This material should not be relied upon as research or investment advice regarding any security in particular. The user of this information assumes the entire risk of any use made of the information provided herein. Neither WisdomTree nor its affiliates, nor Foreside Fund Services, LLC, or its affiliates provide tax or legal advice. Investors seeking tax or legal advice should consult their tax or legal advisor. Unless expressly stated otherwise the opinions, interpretations or findings expressed herein do not necessarily represent the views of WisdomTree or any of its affiliates.

The MSCI information may only be used for your internal use, may not be reproduced or re-disseminated in any form and may not be used as a basis for or component of any financial instruments or products or indexes. None of the MSCI information is intended to constitute investment advice or a recommendation to make (or refrain from making) any kind of investment decision and may not be relied on as such. Historical data and analysis should not be taken as an indication or guarantee of any future performance analysis, forecast or prediction. The MSCI information is provided on an “as is” basis and the user of this information assumes the entire risk of any use made of this information. MSCI, each of its affiliates and each entity involved in compiling, computing or creating any MSCI information (collectively, the “MSCI Parties”) expressly disclaims all warranties. With respect to this information, in no event shall any MSCI Party have any liability for any direct, indirect, special, incidental, punitive, consequential (including loss profits) or any other damages (www.msci.com)

Jonathan Steinberg, Jeremy Schwartz, Rick Harper, Christopher Gannatti, Bradley Krom, Tripp Zimmerman, Michael Barrer, Anita Rausch, Kevin Flanagan, Brendan Loftus, Joseph Tenaglia, Jeff Weniger, Matt Wagner, Alejandro Saltiel, Ryan Krystopowicz, Jianing Wu, and Brian Manby are registered representatives of Foreside Fund Services, LLC.

WisdomTree Funds are distributed by Foreside Fund Services, LLC, in the U.S. only. You cannot invest directly in an index.

DEFINITIONS

Interest rates: The rate at which interest is paid by a borrower for the use of money.

Global carry trades: Occur when investors borrow money in a low-interest-rate country at low cost and use it to invest in a higher-interest-rate country. The potential profit that exists relates to the difference in interest rates between the two countries, minus applicable trading costs.

Forward contracts: Agreements to buy or sell a specific currency at a future date at an agreed upon rate.

Sharpe ratio: Measure of risk-adjusted return. Higher values indicate greater return per unit of risk, specifically standard deviation, which is viewed as being desirable.

Deposit Rate: The rate parties receive for deposits at the central bank.

Implied volatility: The estimated volatility of a security's price. Implied volatility is a way of estimating the future fluctuations of a security's worth. It is backtracked from live option prices with a future maturity date.