

INDIA BULL RUN PART II: HOUSEHOLD INFLOWS PROPELLING INDIA TOWARD MULTIPLE-YEAR BULL MARKET

Gaurav Sinha — Associate Director, Asset Allocation and Modern Alpha
08/14/2017

[I recently covered the ongoing structural changes in India that stand to benefit equities in the long run.](#) In this post, I cover a second propeller for Indian equities that I believe will support gains in the market: the inflow from domestic investors.

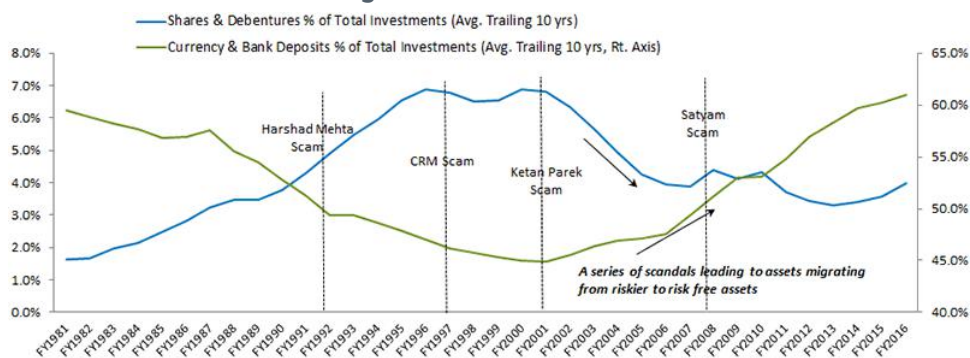
Traditionally, exposure to financial markets has constituted around 6% of the household balance sheet in India. In comparison, the figure in the United States is well above 30%.¹ This is about to change and, in my opinion, sets up India for a strategic bull run.

Great Reverse Migration from Safer Assets to Market Assets

India has a long history of stock markets. The Bombay Stock Exchange was founded in 1875 and is the oldest stock exchange in Asia.² Trading in India is now all-electronic, and the settlement process takes about 48 hours—as fast as any developed market!

However, it has been a long ride. Back in 1990s and early 2000s, loosely regulated markets in India got hit with multiple scandals. This led to the average Mr. & Mrs. Gandhi pulling out their savings from equities and putting that money in traditionally safer instruments such as cash and bank accounts—a “migration” of Indian household assets.

Market Inefficiencies Led to Migration of Household Assets from Securities to Cash and Bank Deposits



Sources: Morgan Stanley, Reserve Bank of India, as of 6/30/17. Past performance is not indicative of future results. FY stands for Fiscal Year—i.e., the period used by government for accounting purposes. In India, this is from April 1 through March 1 of the next year.

Thus, while India's per capita income boomed five fold from a mere \$247 in 1981 to \$1,380,³ the household investment in stocks did not grow in proportion to income.

As markets matured and became more regulated, this trend gradually changed. What we should now see is a “reverse migration” of household assets from cash and bonds toward equities. Steps encouraging this reverse migration include the following:

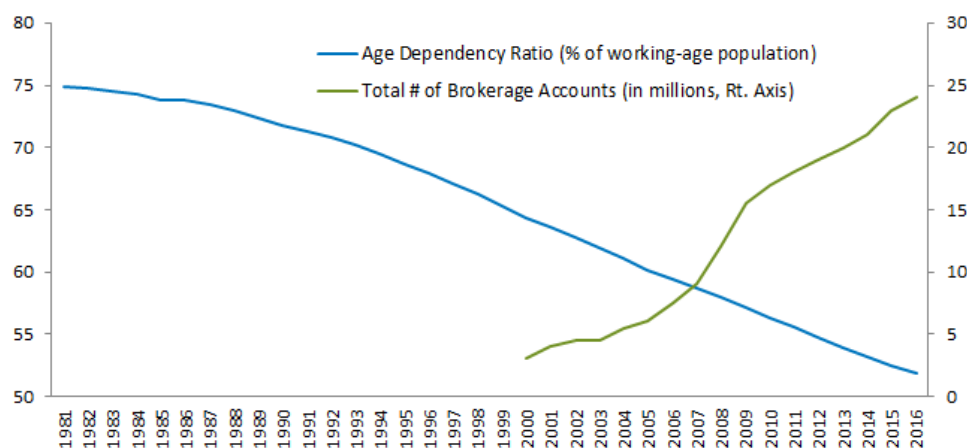
- A regulatory body, SEBI,⁴ that has launched a series of stringent market regulations in the last two decades
- A generation that has now grown up under the influence of markets that are much more regulated and audited
- SEBI now mandating all mutual funds to spend .02% of their assets under management on investor education (and thus, an equity asset base of 3,580 billion rupees implies about 700 million rupees spent on investor education⁵)
- Encouraging tax regime with zero taxation for long-term capital gains and a discounted 15% on short-term capital gains⁶

Early Effects of Domestic Investment

Demographics and consumption have been the core [pillars of India's](#) economy, [something that I have covered in the past](#). However, what I haven't covered is how demographics are likely to fuel the flow into stock markets too.

In 2015, around 25 million new brokerage accounts were opened in India,⁷—higher than ever before! What is even more encouraging is the exponential growth trend. India has one of the most attractive demographic profiles, with nearly two-thirds of the country below 35 years of age.⁸ As memories of inefficient markets fade and the risk appetite of young India increases, I expect a significant shift toward stock market investments.

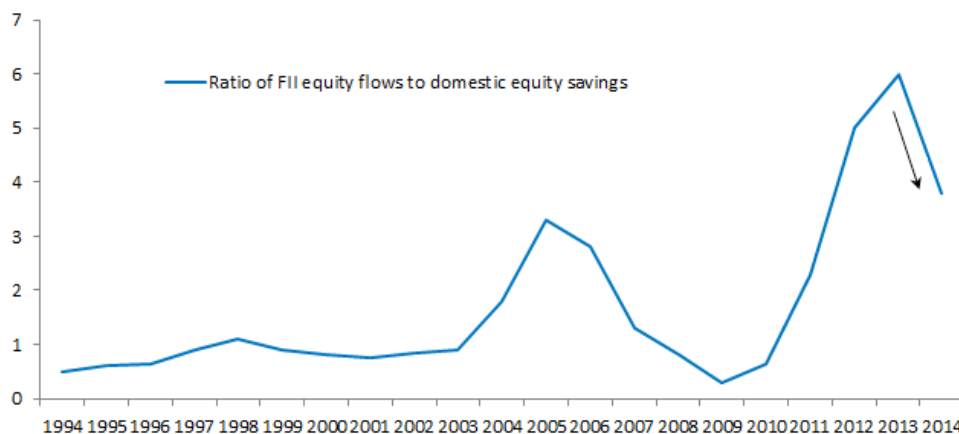
Young India Now Taking More & More Interest in Investing



Sources: Morgan Stanley, World Bank, as of 6/30/17. Past performance is not indicative of future results.

Early signs of this migration are starting to show. Over the last 10 years, FIIs⁹ invested around \$134 billion in Indian markets, compared to \$50 billion from Indian households.¹⁰ A more recent trend shows domestic equity investment picking up faster than FII investment.

Early Sign of Pick up in Domestic Inflows



Source: Morgan Stanley, as of 6/30/17. Past performance is not indicative of future results.

Conclusion

As more domestic money comes in, we can probably expect a few consequences:

- A growing market with multipliers indicative of growth and a new influx of demand from young India
- Better insulation from global up/downswings and markets that are more internal
- Strategic market rally that is driven by inward forces
- Increasing [market capitalization](#) causing India's weight in benchmark emerging market indexes to go up

It is estimated that India's savings will increase fivefold over the next decade and reach over 50 trillion rupees by 2025. Currently, around 6.16% (or around 900 billion rupees in currency terms) of household assets are in risky assets; even if we assume there is no migration and 6.16% stays flat, at 50 trillion rupees it implies 3.08 trillion rupees invested in market assets in the next 8 to 10 years. In other words, that's a market expansion of 2 trillion rupees (\$31 billion), and this is without any increase in risk tolerance.¹¹

I think an in-depth exposure to Indian markets can provide strategic growth. The [WisdomTree India Earnings Fund \(EPI\)](#) is the oldest fund in the U.S. with physical access to India's market under an exchange-traded wrapper. With exposure to over 200 profitable companies, EPI is, in my opinion, the only fund with true exposure to India's market, and it now has a track record of nearly 10 years. [For analysis on underlying Index methodology, please read my post here.](#)

¹Source: Reserve Bank of India, World Bank, as of 6/30/17.

²Source: Bombay Stock Exchange, as of 6/30/17.

³Source: World Bank, as of 6/30/17.

⁴SEBI: The Securities and Exchange Board of India. It is the regulator for the securities market in India.

⁵Source: SEBI, as of 6/30/17.

⁶Source: Government of India, as of 6/30/17.

⁷Source: Morgan Stanley, as of 6/30/17.

⁸Source: World Bank, as of 6/30/17.

⁹FII: Foreign institutional investor (i.e., foreign investors investing in the securities markets of India).

¹⁰Source: Morgan Stanley, as of 6/30/17.

¹¹Source: Morgan Stanley, World Bank, as of 6/30/17.

Important Risks Related to this Article

There are risks associated with investing, including possible loss of principal. Foreign investing involves special risks, such as risk of loss from currency fluctuation or political or economic uncertainty. This Fund focuses its investments in India, thereby increasing the impact of events and developments associated with the region which can adversely affect performance. Investments in emerging, offshore or frontier markets such as India are generally less liquid and less efficient than investments in developed markets and are subject to additional risks, such as risks of adverse governmental regulation and intervention or political developments. As this Fund has a high concentration in some sectors, the Fund can be adversely affected by changes in those sectors. Due to the investment strategy of this Fund it may make higher capital gain distributions than other ETFs. Please read the Fund's prospectus for specific details regarding the Fund's risk profile.

For standardized performance and the most recent month-end performance click [here](#) NOTE, this material is intended for electronic use only. Individuals who intend to print and physically deliver to an investor must print the monthly performance report to accompany this blog.

For more investing insights, check out our [Economic & Market Outlook](#)

View the online version of this article [here](#).

IMPORTANT INFORMATION

U.S. investors only: Click [here](#) to obtain a WisdomTree ETF prospectus which contains investment objectives, risks, charges, expenses, and other information; read and consider carefully before investing.

There are risks involved with investing, including possible loss of principal. Foreign investing involves currency, political and economic risk. Funds focusing on a single country, sector and/or funds that emphasize investments in smaller companies may experience greater price volatility. Investments in emerging markets, currency, fixed income and alternative investments include additional risks. Please see prospectus for discussion of risks.

Past performance is not indicative of future results. This material contains the opinions of the author, which are subject to change, and should not to be considered or interpreted as a recommendation to participate in any particular trading strategy, or deemed to be an offer or sale of any investment product and it should not be relied on as such. There is no guarantee that any strategies discussed will work under all market conditions. This material represents an assessment of the market environment at a specific time and is not intended to be a forecast of future events or a guarantee of future results. This material should not be relied upon as research or investment advice regarding any security in particular. The user of this information assumes the entire risk of any use made of the information provided herein. Neither WisdomTree nor its affiliates, nor Foreside Fund Services, LLC, or its affiliates provide tax or legal advice. Investors seeking tax or legal advice should consult their tax or legal advisor. Unless expressly stated otherwise the opinions, interpretations or findings expressed herein do not necessarily represent the views of WisdomTree or any of its affiliates.

The MSCI information may only be used for your internal use, may not be reproduced or re-disseminated in any form and may not be used as a basis for or component of any financial instruments or products or indexes. None of the MSCI information is intended to constitute investment advice or a recommendation to make (or refrain from making) any kind of investment decision and may not be relied on as such. Historical data and analysis should not be taken as an indication or guarantee of any future performance analysis, forecast or prediction. The MSCI information is provided on an "as is" basis and the user of this information assumes the entire risk of any use made of this information. MSCI, each of its affiliates and each entity involved in compiling, computing or creating any MSCI information (collectively, the "MSCI Parties") expressly disclaims all warranties. With respect to this information, in no event shall any MSCI Party have any liability for any direct, indirect, special, incidental, punitive, consequential (including loss profits) or any other damages (www.msci.com)

Jonathan Steinberg, Jeremy Schwartz, Rick Harper, Christopher Gannatti, Bradley Krom, Tripp Zimmerman, Michael Barrer, Anita Rausch, Kevin Flanagan, Brendan Loftus, Joseph Tenaglia, Jeff Weniger, Matt Wagner, Alejandro Saltiel, Ryan Krystopowicz, Jianing Wu, and Brian Manby are registered representatives of Foreside Fund Services, LLC.

WisdomTree Funds are distributed by Foreside Fund Services, LLC, in the U.S. only.

You cannot invest directly in an index.

DEFINITIONS

Market Capitalization : Market cap = share prices x number of shares outstanding. Firms with the highest values receive the highest weights in approaches designed to weight firms by market cap.