

# JAPAN EQUITIES: PLAYING CATCH-UP

**Matt Wagner — Associate Director, Research**

12/02/2021

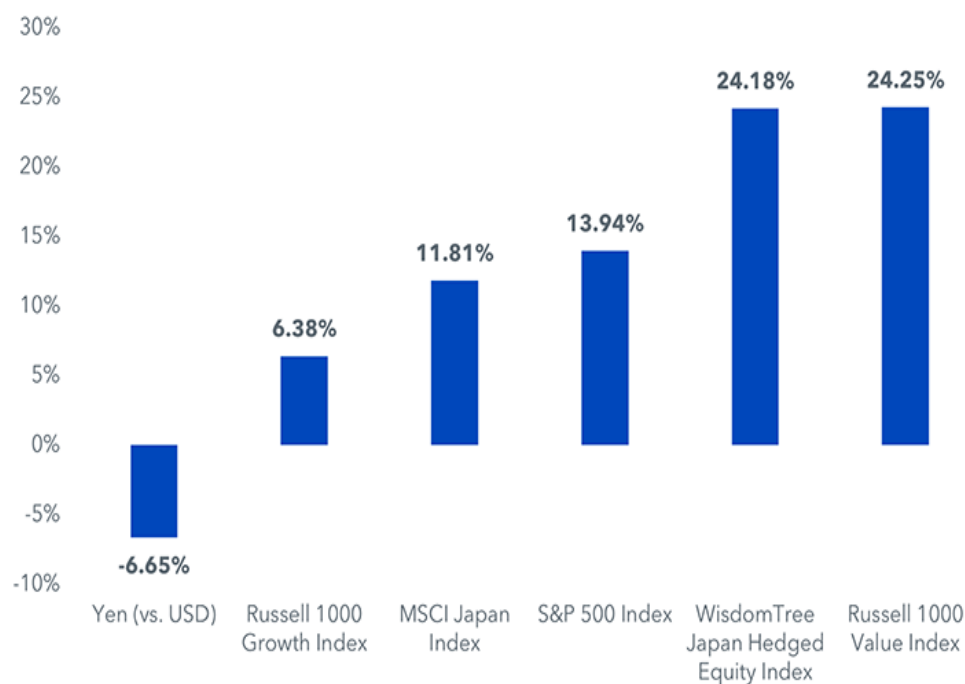
On November 9, 2020, Pfizer announced its highly effective COVID-19 vaccine would soon be submitted for FDA emergency-use approval.

2021 was being billed as the year of “the Great Reopening.”

International markets like Japan, which skew more toward [value](#) shares than the U.S., were especially boosted by the positive vaccine news.

The yen—a traditional [risk-off](#) currency—depreciated more than 6% versus the dollar, weighing on the [unhedged MSCI Japan Index](#) return. [The WisdomTree Japan Hedged Equity Index \(WTIDJH\)](#)—which aims to neutralize the fluctuation of the yen—outpaced the [S&P 500](#) by more than 1,000 [basis points](#) through the end of Q1.

**Total Return: 11/6/20–3/31/21**



Sources: WisdomTree, MSCI, S&P, Russell, FactSet. USD = U.S. dollar. Russell 1000 Growth Index = A measure of the large-cap growth segment of the U.S. equity universe, selecting from the Russell 1000 Index. Russell 1000 Value Index = A measure of the large-cap value segment of the U.S. equity universe, selecting from the Russell 1000 Index. You cannot invest directly in an index. Past performance is not indicative of future returns.

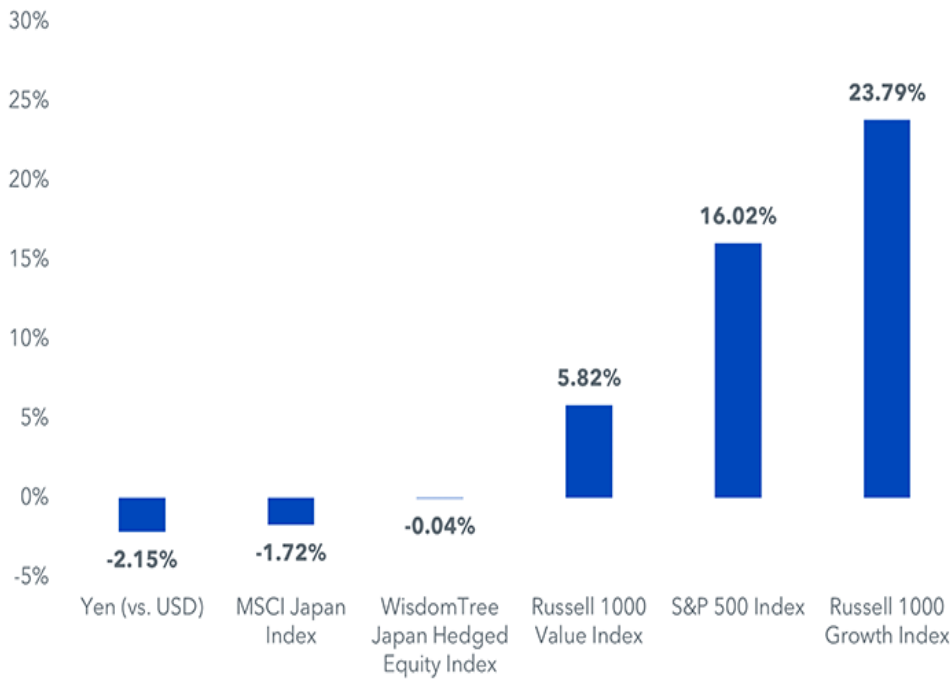
Despite multiple safe and effective vaccines, a coordinated global economic rebound has been stymied on many fronts—a slow pace of vaccinations, COVID-19 variants, supply chain disruptions, rising raw material costs.

The U.S. has not been immune to these headwinds, but it has been better positioned on many fronts.

Countries like Japan—a trade-dependent economy that started off with a slow vaccination rollout—have been more challenged, forcing them to play catch-up to the U.S. recovery.

Throughout the spring and summer, large parts of the country were repeatedly thrown into lockdowns to contain the spread of COVID-19. More recently, the Omicron variant has led Japan to close its borders to foreigners, at least for the next month.

**Total Return: 3/31/21–11/30/21**

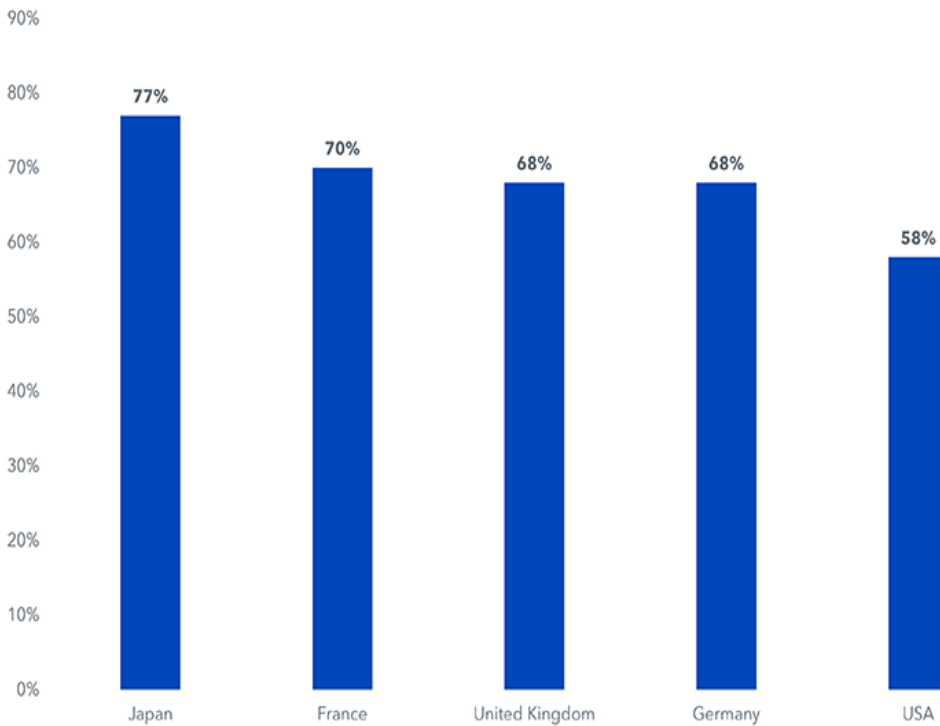


Sources: WisdomTree, MSCI, S&P, Russell, FactSet. USD = U.S. dollar. Russell 1000 Growth Index = A measure of the large-cap growth segment of the U.S. equity universe, selecting from the Russell 1000 Index. Russell 1000 Value Index = A measure of the large-cap value segment of the U.S. equity universe, selecting from the Russell 1000 Index. You cannot invest directly in an index. Past performance is not indicative of future returns.

**Fortunes Turning**

Over the past few months, Japan has turned a corner on its vaccination campaign. After starting off as a global laggard, Japan now leads many developed countries on the percentage of its population fully vaccinated. This success should help it avoid the severe lockdowns endured earlier this year.

**Percentage of Population Vaccinated**



Source: WHO, as of 11/29/21.

Another positive development for the country’s recovery from the pandemic was the Liberal Democratic Party (LDP)

securing 261 out of 465 seats in the Lower House election held on October 31.

The new prime minister—Fumio Kishida—earned a referendum to implement a generous [fiscal policy](#) package. In the days following the election, the TOPIX jumped more than 2%.

A bigger-than-expected drop in 3Q [GDP](#) has further solidified the case for additional stimulus measures.

On November 19<sup>th</sup>, Japan unveiled a record \$490 billion spending package to cushion the economic blow of the pandemic.

**A Value Market in an Elevated Valuation World**

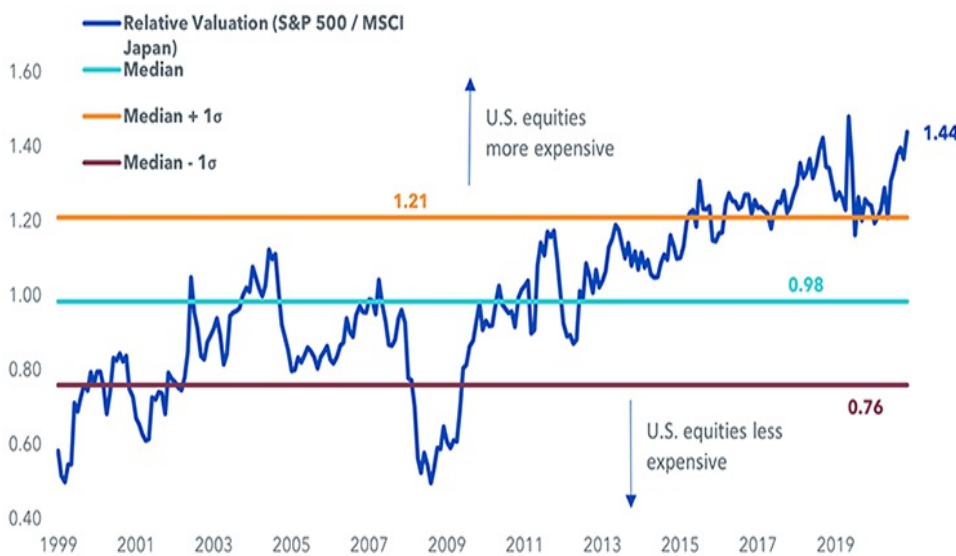
Over the past several years, the weight of the U.S. in the [MSCI ACWI Index](#) has increased significantly. At the start of 2015, the U.S. accounted for roughly 50% of the Index’s weight. The U.S. now accounts for nearly 60%.

Meanwhile, Japan’s weight has shrunk from about 8% to 6%.

The average U.S. asset allocator—many of which have a “[home country bias](#)”—has well over half of its weight in a market that is increasingly more expensive relative to the rest of the world.

MSCI Japan is nearly at its biggest valuation discount relative to the U.S. since 2000.

**Relative Valuations**



Sources: WisdomTree, MSCI, S&P, 12/31/1999–11/30/2021. Relative valuations based on forward price-to-earnings ratios. You cannot invest directly in an index.

An important consideration for allocating to Japan is the currency-hedge decision.

The [Federal Reserve](#) has begun the process of normalizing [monetary policy](#) with its announced tapering of bond purchases.

This normalization process has led the policy-sensitive 2-Year Treasury note yield to increase from 0.12% at the start of 2021 to a recent high of more than 0.60%. The equivalent maturity [Japanese government bond \(JGB\)](#) is essentially unchanged from the start of the year.

With this widening gap in interest rates between the U.S. and Japan, the dollar has increased by more than 9% relative to the yen year-to-date.

For unhedged investors in Japanese equities, that has meant a 9% headwind to returns.

**Government Yields and USD/JPY [FX](#) Rate**

Date	UST 2-Year	JGB 2-Year	UST 2-Year minus JGB 2-Year	FX Rate (USD/JPY)
12/31/2020	0.12%	-0.13%	0.25%	103.25
1/29/2021	0.11%	-0.13%	0.24%	104.70
2/26/2021	0.13%	-0.12%	0.25%	106.54
3/31/2021	0.16%	-0.13%	0.29%	110.50
4/30/2021	0.16%	-0.13%	0.29%	109.31
5/28/2021	0.14%	-0.13%	0.27%	109.98
6/30/2021	0.25%	-0.12%	0.37%	110.99
7/30/2021	0.18%	-0.13%	0.31%	109.75
8/31/2021	0.21%	-0.13%	0.34%	109.86
9/30/2021	0.28%	-0.13%	0.40%	111.58
10/29/2021	0.50%	-0.10%	0.60%	114.03
11/30/2021	0.57%	-0.12%	0.68%	113.17
Change	0.44%	0.02%	0.43%	9.61%

Sources: WisdomTree, FactSet. JPY = Japanese yen. UST = U.S. Treasury. JGB = Japanese Government Bond. FX = Foreign Exchange.

For investors considering a Japan allocation, [WisdomTree's Japan Hedged Equity Fund \(DXJ\)](#) allocates towards a value/cyclically oriented basket of equities while at the same time hedging against exposure to fluctuations of the Japanese yen relative to the U.S. dollar.

### Sector Weights

Sector	WT Japan Hedged Equity Fund	MSCI Japan Index	S&P 500 Index
<b>Cyclical</b>	<b>65.9%</b>	<b>55.3%</b>	<b>32.9%</b>
Energy	2.2%	0.7%	2.7%
Materials	9.3%	4.7%	2.5%
Industrials	21.4%	22.2%	7.8%
Financials	14.1%	8.9%	10.8%
Consumer Cyclical	18.9%	18.8%	9.0%
<b>Growth/Defensive</b>	<b>34.1%</b>	<b>44.7%</b>	<b>67.1%</b>
Consumer Growth/Defensive*	9.7%	7.2%	9.7%
Health Care	8.1%	9.9%	12.7%
Information Technology	12.8%	15.5%	29.3%
Utilities	0.0%	0.9%	2.4%
Real Estate	0.0%	3.4%	2.6%
Communication Services	3.5%	7.9%	10.4%

Sources: WisdomTree, MSCI, S&P, as of 11/30/21. \*Consumer Growth/Defensive includes Consumer Staples sector and Internet & Direct Marketing Retail industry. Consumer Cyclical includes the Consumer Discretionary sector ex- Internet & Direct Marketing Retail industry. You cannot invest directly in an index. Weightings are subject to change.

### Conclusion

Rolling lockdowns and global supply chain setbacks have been a headwind to Japan's recovery thus far. With full-scale lockdowns seemingly a thing of the past (pending what we learn from Omicron), supply chains set to normalize in the year(s) to come and the anticipation of new fiscal stimulus pumping its way through the economy, we believe Japan offers a compelling investment opportunity in an environment of elevated valuations globally.

### Important Risks Related to this Article

There are risks associated with investing, including possible loss of principal. Foreign investing involves special risks, such as risk of loss from currency fluctuation or political or economic uncertainty. The Fund focuses its investments in Japan, and investments focused in Japan may be significantly impacted by events and developments associated with the region, which can adversely affect performance. Investments in currency involve additional special risks, such as credit risk,

interest rate fluctuations and derivative investments, which can be volatile and may be less liquid than other securities, and more sensitive to the effect of varied economic conditions. As this Fund can have a high concentration in some issuers, the Fund can be adversely impacted by changes affecting those issuers. Due to the investment strategy of this Fund, it may make higher capital gain distributions than other ETFs. Dividends are not guaranteed, and a company currently paying dividends may cease paying dividends at any time. Please read the Fund's prospectus for specific details regarding the Fund's risk profile.

Hedging Risk - Derivatives used by the Fund to offset its exposure to foreign currencies may not perform as intended. There can be no assurance that the Fund's hedging transactions will be effective.

For standardized performance and the most recent month-end performance click [here](#) NOTE, this material is intended for electronic use only. Individuals who intend to print and physically deliver to an investor must print the monthly performance report to accompany this blog.

#### **Related Funds**

+ [WisdomTree Japan Hedged Equity Fund](#)

View the online version of this article [here](#).

## **IMPORTANT INFORMATION**

**U.S. investors only: Click [here](#) to obtain a WisdomTree ETF prospectus which contains investment objectives, risks, charges, expenses, and other information; read and consider carefully before investing.**

There are risks involved with investing, including possible loss of principal. Foreign investing involves currency, political and economic risk. Funds focusing on a single country, sector and/or funds that emphasize investments in smaller companies may experience greater price volatility. Investments in emerging markets, currency, fixed income and alternative investments include additional risks. Please see prospectus for discussion of risks.

Past performance is not indicative of future results. This material contains the opinions of the author, which are subject to change, and should not to be considered or interpreted as a recommendation to participate in any particular trading strategy, or deemed to be an offer or sale of any investment product and it should not be relied on as such. There is no guarantee that any strategies discussed will work under all market conditions. This material represents an assessment of the market environment at a specific time and is not intended to be a forecast of future events or a guarantee of future results. This material should not be relied upon as research or investment advice regarding any security in particular. The user of this information assumes the entire risk of any use made of the information provided herein. Neither WisdomTree nor its affiliates, nor Foreside Fund Services, LLC, or its affiliates provide tax or legal advice. Investors seeking tax or legal advice should consult their tax or legal advisor. Unless expressly stated otherwise the opinions, interpretations or findings expressed herein do not necessarily represent the views of WisdomTree or any of its affiliates.

The MSCI information may only be used for your internal use, may not be reproduced or re-disseminated in any form and may not be used as a basis for or component of any financial instruments or products or indexes. None of the MSCI information is intended to constitute investment advice or a recommendation to make (or refrain from making) any kind of investment decision and may not be relied on as such. Historical data and analysis should not be taken as an indication or guarantee of any future performance analysis, forecast or prediction. The MSCI information is provided on an "as is" basis and the user of this information assumes the entire risk of any use made of this information. MSCI, each of its affiliates and each entity involved in compiling, computing or creating any MSCI information (collectively, the "MSCI Parties") expressly disclaims all warranties. With respect to this information, in no event shall any MSCI Party have any liability for any direct, indirect, special, incidental, punitive, consequential (including loss profits) or any other damages ([www.msci.com](http://www.msci.com))

Jonathan Steinberg, Jeremy Schwartz, Rick Harper, Christopher Gannatti, Bradley Krom, Tripp Zimmerman, Michael Barrer, Anita Rausch, Kevin Flanagan, Brendan Loftus, Joseph Tenaglia, Jeff Weniger, Matt Wagner, Alejandro Saltiel, Ryan Krystopowicz, Kara Marciscano, Jianing Wu and Brian Manby are registered representatives of Foreside Fund Services, LLC.

WisdomTree Funds are distributed by Foreside Fund Services, LLC, in the U.S. only.

You cannot invest directly in an index.

## DEFINITIONS

**Value** : Characterized by lower price levels relative to fundamentals, such as earnings or dividends. Prices are lower because investors are less certain of the performance of these fundamentals in the future. This term is also related to the Value Factor, which associates these stock characteristics with excess returns vs the market over time.

**Risk-on/risk-off** : refers to changes in investment activity in response to perceived risk. During periods when risk is perceived as low, investors tend to engage in higher-risk investments. When risk is perceived as high, investors tend to gravitate toward lower-risk investments.

**Unhedged** : Strategy that includes the performance of both the underlying asset as well as the currency in which it is denominated. The performance of the currency can either help or hurt the total return experienced.

**MSCI Japan Index** : A market cap-weighted subset of the MSCI EAFE Index that measures the performance of the Japanese equity market.

**S&P 500 Index** : Market capitalization-weighted benchmark of 500 stocks selected by the Standard and Poor's Index Committee designed to represent the performance of the leading industries in the United States economy.

**Basis point** : 1/100th of 1 percent.

**Fiscal Policy** : Government spending policies that influence macroeconomic conditions. These policies affect tax rates, interest rates and government spending, in an effort to control the economy.

**Gross domestic product (GDP)** : The sum total of all goods and services produced across an economy.

**MSCI ACWI Index** : A free-float adjusted market capitalization-weighted index that is designed to measure the equity market performance of developed and emerging markets.

**Home Bias** : A term in behavioral finance referring to the tendency for investors to have a preference for domestic market investments.

**Federal Reserve** : The Federal Reserve System is the central banking system of the United States.

**Monetary policy** : Actions of a central bank or other regulatory committee that determine the size and rate of growth of the money supply, which in turn affects interest rates.

**Japanese Government Bond (JGB)** : A bond issued by the government of Japan. The government pays interest on the bond until the maturity date. At the maturity date, the full price of the bond is returned to the bondholder. Japanese government bonds play a key role in the financial securities market in Japan.

**Foreign Exchange (FOREX, FX)** : The exchange of one currency for another, or the conversion of one currency into another currency.