

GENERATIONAL LOWS IN EURO VOLATILITY

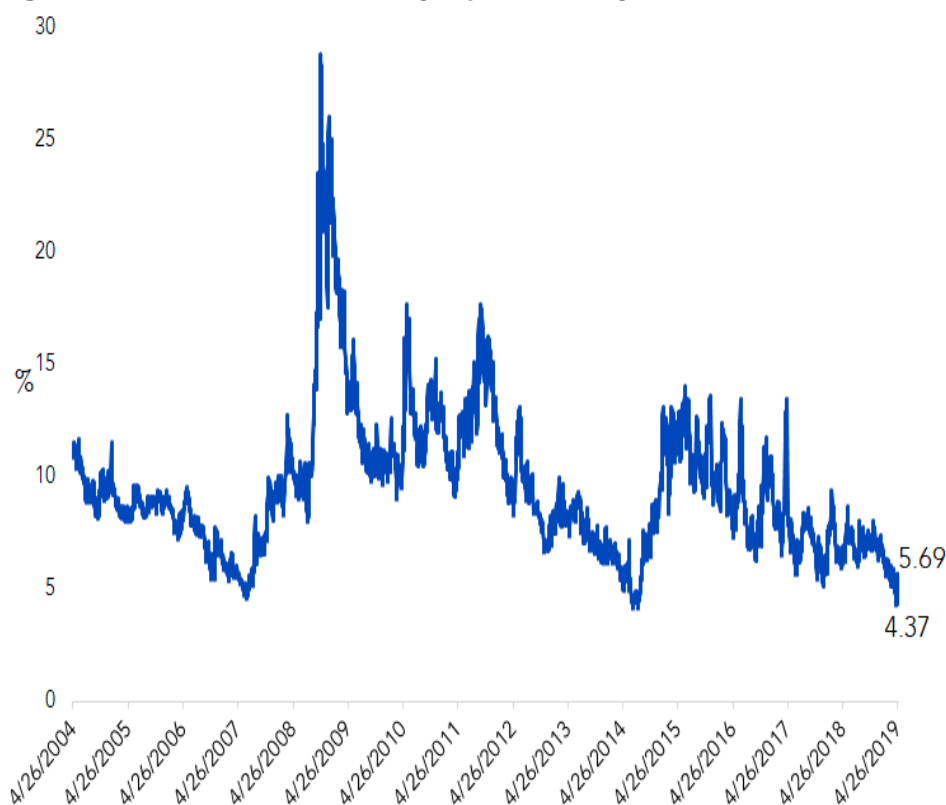
Jeff Weniger — Head of Equity Strategy
04/30/2019

It seems like the euro was pinned between \$1.12 and \$1.15 for ages. It's not alone—think of the stubborn pound sterling, which has been unwilling to move up or down, even amid the [Brexit](#) telenovela.

Hard to believe, but the [S&P 500](#) surged nearly 26% between Christmas Eve and April 26. In forex, bonds, stocks, you name it—complacency has taken over

Here it is, a possible triple bottom in front-month EUR [volatility](#), put in just a few sessions ago:

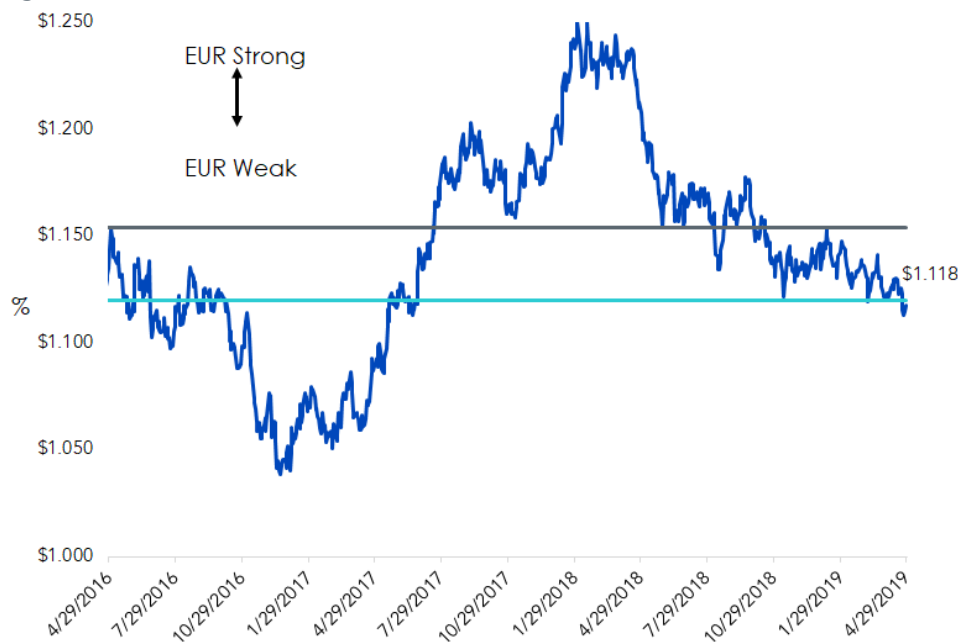
Figure 1: Euro 1 Month At The Money Implied Volatility



Sources: WisdomTree, Bloomberg, as of 4/29/2019

Notice that volatility popped a tad as the bottom of the \$1.12 to \$1.154 trading range got pierced.

Figure 2: EUR



Sources: WisdomTree, Bloomberg, as of 4/29/2019.

To be sure, the U.S. dollar isn't the portrait of health either. The U.S. current account deficit is troubling, and the federal budget deficit is ugly even before Washington rains more spending on health care, student loans and the like.

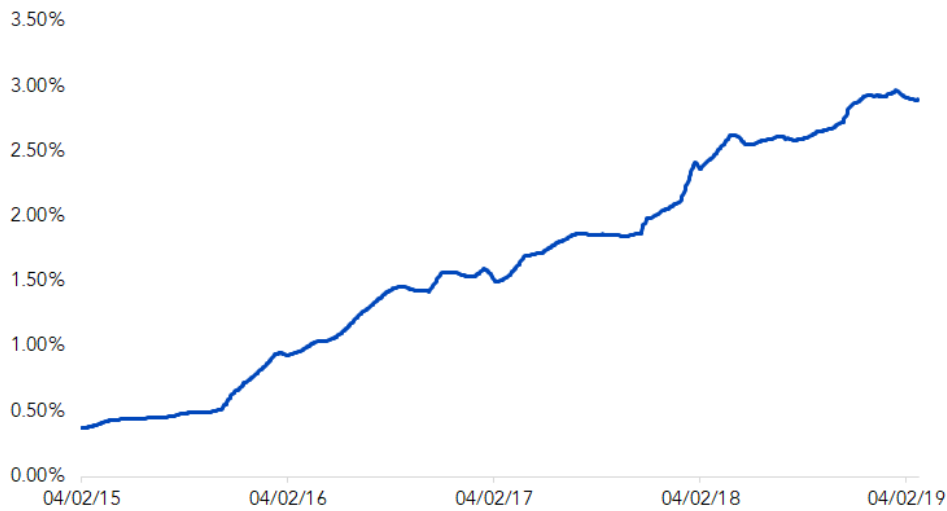
But EUR is looking at the day-to-day, not the structural issues. I don't think the main driver right now is this spring's European parliamentary elections; the market knows that populists are set to make big gains. Recent action also probably has little to do with European Central Bank (ECB) president Mario Draghi being replaced this October, though the Street hasn't the foggiest idea who will get the nod.

Crude oil, now that's the driver. We may be on the cusp of \$100 barrels being discussed in polite circles. That every-few-years Strait of Hormuz shutdown threat from Iran is again on the table now that the U.S. ended waivers for a half dozen nations that were still buying from the Islamic Republic. China was one of them, and Beijing isn't happy about the new development. Fraught Sino-U.S. relations did EUR no favors last year.

Finally, keep an eye on the UN's "International Maritime Organization 2020" environmental regulations. I think it's a much bigger deal than the market appreciates. If diesel prices rise because of it—and Europeans cars are all about diesel—bring back the *gilets jaunes* (yellow vest) protests.

Let's end with a WisdomTree classic. The [carry](#) between EUR and USD short rates has melted higher since the Federal Reserve started [tightening](#) policy in December 2015. Getting paid that carry to stem the risk of a volatility and/or oil shock seems logical here.

Figure 3: Euro Hedge Embedded Interest Rate Differential



Sources: WisdomTree, Bloomberg, as of 4/23/2019.

Unless otherwise stated, all data in this blog from Bloomberg, as of 04/26/2019.

For standardized performance and the most recent month-end performance click [here](#) NOTE, this material is intended for electronic use only. Individuals who intend to print and physically deliver to an investor must print the monthly performance report to accompany this blog.

For more investing insights, check out our [Economic & Market Outlook](#)

View the online version of this article [here](#).

IMPORTANT INFORMATION

U.S. investors only: Click [here](#) to obtain a WisdomTree ETF prospectus which contains investment objectives, risks, charges, expenses, and other information; read and consider carefully before investing.

There are risks involved with investing, including possible loss of principal. Foreign investing involves currency, political and economic risk. Funds focusing on a single country, sector and/or funds that emphasize investments in smaller companies may experience greater price volatility. Investments in emerging markets, currency, fixed income and alternative investments include additional risks. Please see prospectus for discussion of risks.

Past performance is not indicative of future results. This material contains the opinions of the author, which are subject to change, and should not to be considered or interpreted as a recommendation to participate in any particular trading strategy, or deemed to be an offer or sale of any investment product and it should not be relied on as such. There is no guarantee that any strategies discussed will work under all market conditions. This material represents an assessment of the market environment at a specific time and is not intended to be a forecast of future events or a guarantee of future results. This material should not be relied upon as research or investment advice regarding any security in particular. The user of this information assumes the entire risk of any use made of the information provided herein. Neither WisdomTree nor its affiliates, nor Foreside Fund Services, LLC, or its affiliates provide tax or legal advice. Investors seeking tax or legal advice should consult their tax or legal advisor. Unless expressly stated otherwise the opinions, interpretations or findings expressed herein do not necessarily represent the views of WisdomTree or any of its affiliates.

The MSCI information may only be used for your internal use, may not be reproduced or re-disseminated in any form and may not be used as a basis for or component of any financial instruments or products or indexes. None of the MSCI information is intended to constitute investment advice or a recommendation to make (or refrain from making) any kind of investment decision and may not be relied on as such. Historical data and analysis should not be taken as an indication or guarantee of any future performance analysis, forecast or prediction. The MSCI information is provided on an "as is" basis and the user of this information assumes the entire risk of any use made of this information. MSCI, each of its affiliates and each entity involved in compiling, computing or creating any MSCI information (collectively, the "MSCI Parties") expressly disclaims all warranties. With respect to this information, in no event shall any MSCI Party have any liability for any direct, indirect, special, incidental, punitive, consequential (including loss profits) or any other damages (www.msci.com)

Jonathan Steinberg, Jeremy Schwartz, Rick Harper, Christopher Gannatti, Bradley Krom, Tripp Zimmerman, Michael Barrer, Anita Rausch, Kevin Flanagan, Brendan Loftus, Joseph Tenaglia, Jeff Weniger, Matt Wagner, Alejandro Saltiel, Ryan Krystopowicz, Jianing Wu, and Brian Manby are registered representatives of Foreside Fund Services, LLC.

WisdomTree Funds are distributed by Foreside Fund Services, LLC, in the U.S. only.

You cannot invest directly in an index.

DEFINITIONS

Brexit : an abbreviation of “British exit” that mirrors the term Grexit. It refers to the possibility that Britain will withdraw from the European Union.

S&P 500 Index : Market capitalization-weighted benchmark of 500 stocks selected by the Standard and Poor’s Index Committee designed to represent the performance of the leading industries in the United States economy.

Volatility : A measure of the dispersion of actual returns around a particular average level. .

Carry : The amount of return that accrues from investing in fixed income or currency forward contracts.

Fed tightening : Refers to the Federal Reserve enacting monetary policies that have the overall impact of reducing the availability of credit, which is widely thought to have the potential to slow economic growth.