
WHAT ARE TECHNICALS SAYING ABOUT CURRENCY MARKETS?

Bradley Krom – U.S. Head of Research
09/10/2018

While [factor](#) investing in equities appears to be gaining traction, investors ignoring [momentum](#) in the [foreign exchange \(FX\)](#) market may be exposing themselves to undue risk. Below, we examine the trends in [technical](#)s for the U.S. dollar, euro, Japanese yen and British pound to find clues for where FX markets could head next.

Methodology

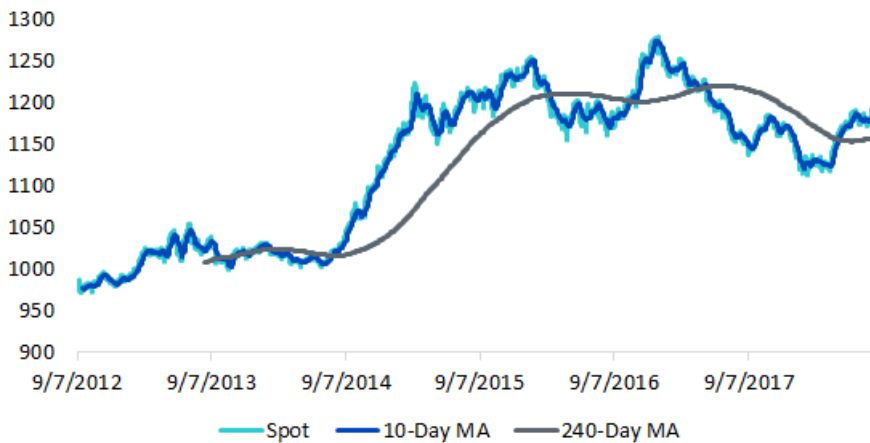
Through our research on currency markets, we identified three distinct factors that help explain movements in FX markets over the short, medium and long term. In the short run, momentum can be a powerful predictor of future FX returns. This idea is based on currencies that recently have appreciated tend to do so until those moves are exhausted. In the medium term, [carry](#) (or [interest rate differentials](#) between countries) can also influence relative exchange rates. The idea that higher interest rates attract foreign capital causing the exchange rate to appreciate is widely cited in academic research. Finally, in the long-run, the concept of [purchasing power parity](#) also helps explain exchange rates. Over time, currencies cycle from being overvalued to fairly valued to undervalued. It stands to reason that currencies that are overvalued should be hedged.

While we have shown that all three factors can be combined to improve [currency hedging](#) decisions, this analysis focuses on the short-term drivers of exchange rates: momentum. In this case, should the 10-day moving average cross above the 240-day moving average, that currency is likely to continue to appreciate. Below, we highlight broad-based positioning in the dollar as well as the euro, the yen and the pound.

Broad Dollar

After an impressive run from 2011 to mid-2015, the dollar¹ generally has been in a corrective phase. This appears to have changed at the end of 2017. In May 2018, the 10-day moving average crossed the 240-day moving average, signaling a move higher for the dollar. In our view, looking at broad-based measures of the dollar against other major markets and trading partners can help signal broader trends. Interestingly, from 2011 to mid-2015, virtually no foreign currency appreciated against the dollar. With the exception of the Mexican peso, no other foreign currency has appreciated against the U.S. dollar since it broke out on May 10, the day the momentum signal was triggered. In our view, investors should continue to reassess [currency risk](#) in the current strong dollar environment.

BBDXY Technicals (10- & 240-Day Moving Average)



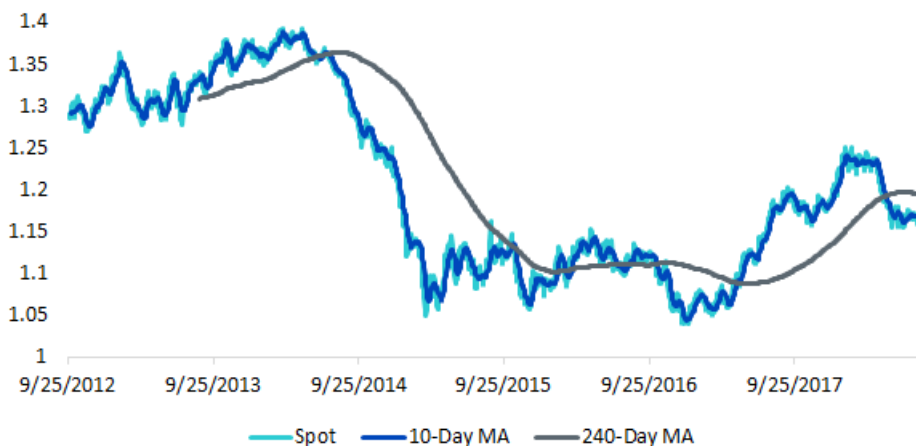
Source: Bloomberg, as of 8/21/18. Past performance is not indicative of future results. You cannot invest directly in an index .

For definitions of terms in the chart, please visit our [glossary](#).

European Euro (EUR)

While the euro remains much weaker than it was in 2014, both 2016 and 2017 saw a fairly strong resurgence against the dollar. On May 15, 2018, the euro broke below the 240-day moving average, signaling the potential for further weakness against the dollar in the coming weeks. In our view, as long as the euro continues to trade under 1.1929, any rebounds should be sold tactically.

EUR Technicals (10- & 240-Day Moving Average)



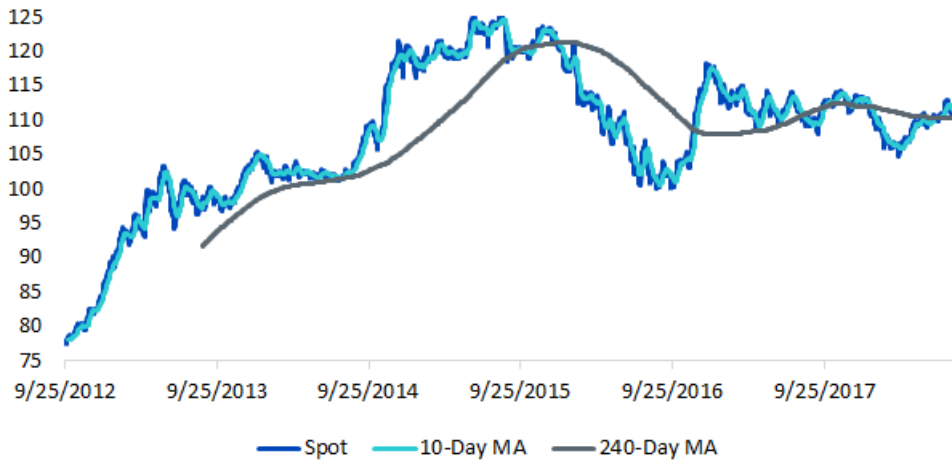
Source: Bloomberg, as of 8/21/18. Past performance is not indicative of future results. EUR spot currency values

Japanese Yen (JPY)

With few exceptions, the yen experienced a period of trend depreciation for over three years. Since that time, it has entered a period of consolidation. However, as of June 20, 2018, the technical position shifted to signal a potential period of yen weakness. In our view, as long as the yen remains above 110.4, it appears as though the market is

signaling a strong dollar, weak yen pattern.

JPY Technicals (10- & 240-Day Moving Average)

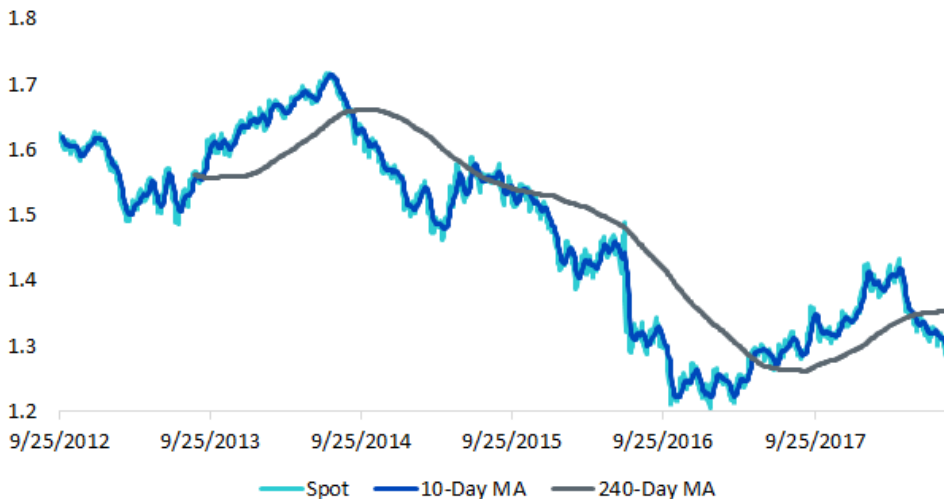


Source: Bloomberg, as of 8/21/18. Past performance is not indicative of future results.

British Pound (GBP)

While the pound had been weakening well in advance of Brexit, depreciation accelerated rapidly after the June 23, 2016, referendum. Falling to 1.20 versus the dollar, the pound had also entered a corrective phase. However, on May 24, the technical picture began to improve for dollar strength after breaking through 1.3475. While the British government continues its negotiations with the European Union, it seems that risks for the pound remain skewed to the downside.

GBP Technicals (10- & 240-Day Moving Average)



Source: Bloomberg, as of 8/21/18. Past performance is not indicative of future results.

Summary

In our view, one of the broadest measures of the dollar appears to be breaking out while some of the most liquidly traded currencies are breaking down. In response, we believe

investors should continue to be vigilant in managing the foreign currency risk of their portfolios. Our list of solutions runs the gamut of fully hedged strategies such as [WisdomTree Europe Hedged Equity Fund \(HEDJ\)](#), [WisdomTree Japan Hedged Equity Fund \(DXJ\)](#) and [WisdomTree International Hedged Quality Dividend Growth Fund \(IHDG\)](#) to dynamically hedged strategies that rely on the three-factor methodology above. For the dynamic approaches, [WisdomTree Dynamic Currency Hedged International Equity Fund \(DDWM\)](#) and [WisdomTree Dynamic Currency Hedged International SmallCap Equity Fund \(DDL5\)](#) are currently 75% hedged across the currencies of the [MSCI EAFE Index](#). In our most recently launched strategy, [WisdomTree International Multifactor Fund \(DWMF\)](#) was 84% hedged as of this writing.

¹As proxied by the Bloomberg Dollar Spot Index (BBDXY).

Important Risks Related to this Article

There are risks associated with investing, including possible loss of principal. Foreign investing involves special risks, such as risk of loss from currency fluctuation or political or economic uncertainty. Investments in currency involve additional special risks, such as credit risk and interest rate fluctuations. Derivative investments can be volatile and these investments may be less liquid than other securities, and more sensitive to the effect of varied economic conditions. Hedging can help returns when a foreign currency depreciates against the U.S. dollar, but it can hurt when the foreign currency appreciates against the U.S. dollar. As the Funds can have a high concentration in some issuers, these Funds can be adversely impacted by changes affecting those issuers. Please read the Fund's prospectus for specific details regarding the Fund's risk profile.

For the top 10 holdings of HEDJ please visit the Fund's fund detail page at <https://www.wisdomtree.com/investments/etfs/equity/hedj>

For the top 10 holdings of DXJ please visit the Fund's fund detail page at <https://www.wisdomtree.com/investments/etfs/equity/dxj>

For the top 10 holdings of IHDG please visit the Fund's fund detail page at <https://www.wisdomtree.com/investments/etfs/equity/ihdg>

For the top 10 holdings of DDWM please visit the Fund's fund detail page at <https://www.wisdomtree.com/investments/etfs/equity/ddwm>

For the top 10 holdings of DWMF please visit the Fund's fund detail page at <https://www.wisdomtree.com/investments/etfs/equity/dwmf>

For standardized performance and the most recent month-end performance click [here](#) NOTE, this material is intended for electronic use only. Individuals who intend to print and physically deliver to an investor must print the monthly performance report to accompany this blog.

For more investing insights, check out our [Economic & Market Outlook](#)

view the online version of this article [here](#).

IMPORTANT INFORMATION

U.S. investors only: Click [here](#) to obtain a WisdomTree ETF prospectus which contains investment objectives, risks, charges, expenses, and other information; read and consider carefully before investing.

There are risks involved with investing, including possible loss of principal. Foreign investing involves currency, political and economic risk. Funds focusing on a single country, sector and/or funds that emphasize investments in smaller companies may experience greater price volatility. Investments in emerging markets, currency, fixed income and alternative investments include additional risks. Please see prospectus for discussion of risks.

Past performance is not indicative of future results. This material contains the opinions of the author, which are subject to change, and should not to be considered or interpreted as a recommendation to participate in any particular trading strategy, or deemed to be an offer or sale of any investment product and it should not be relied on as such. There is no guarantee that any strategies discussed will work under all market conditions. This material represents an assessment of the market environment at a specific time and is not intended to be a forecast of future events or a guarantee of future results. This material should not be relied upon as research or investment advice regarding any security in particular. The user of this information assumes the entire risk of any use made of the information provided herein. Neither WisdomTree nor its affiliates, nor Foreside Fund Services, LLC, or its affiliates provide tax or legal advice. Investors seeking tax or legal advice should consult their tax or legal advisor. Unless expressly stated otherwise the opinions, interpretations or findings expressed herein do not necessarily represent the views of WisdomTree or any of its affiliates.

The MSCI information may only be used for your internal use, may not be reproduced or re-disseminated in any form and may not be used as a basis for or component of any financial instruments or products or indexes. None of the MSCI information is intended to constitute investment advice or a recommendation to make (or refrain from making) any kind of investment decision and may not be relied on as such. Historical data and analysis should not be taken as an indication or guarantee of any future performance analysis, forecast or prediction. The MSCI information is provided on an “as is” basis and the user of this information assumes the entire risk of any use made of this information. MSCI, each of its affiliates and each entity involved in compiling, computing or creating any MSCI information (collectively, the “MSCI Parties”) expressly disclaims all warranties. With respect to this information, in no event shall any MSCI Party have any liability for any direct, indirect, special, incidental, punitive, consequential (including loss profits) or any other damages (www.msci.com)

Jonathan Steinberg, Jeremy Schwartz, Rick Harper, Christopher Gannatti, Bradley Krom, Tripp Zimmerman, Michael Barrer, Anita Rausch, Kevin Flanagan, Brendan Loftus, Joseph Tenaglia, Jeff Weniger, Matt Wagner, Alejandro Saltiel, Ryan Krystopowicz, Jianing Wu, and Brian Manby are registered representatives of Foreside Fund Services, LLC.

WisdomTree Funds are distributed by Foreside Fund Services, LLC, in the U.S. only. You cannot invest directly in an index.

DEFINITIONS

Factor: Attributes that based on its fundamentals or share price behavior, are associated with higher return.

Momentum: Characterized by assets with recent price increase trends over time. This term is also associated with the Momentum Factor which associates these stock characteristics with excess return vs the market over time.

Foreign Exchange (FOREX, FX): The exchange of one currency for another, or the conversion of one currency into another currency.

Technical indicators: Type of analysis that tries to determine future price patterns using historical price patterns.

Carry: The amount of return that accrues from investing in fixed income or currency forward contracts.

Interest Rate Differentials: The Difference between the 2 Year interest rate swaps of the United Kingdom vs. the United States.

Purchasing power parity: Academic concept stating that exchange rates should adjust so that equivalent goods and services cost the same across countries, after accounting for exchange-rate differences.

Currency hedging: Strategies designed to mitigate the impact of currency performance on investment returns.

Currency risk: the risk that an investment will decline in value due to a change in foreign exchange rates.

MSCI EAFE Index: is a market cap-weighted index composed of companies representative of the developed market structure of developed countries in Europe, Australasia and Japan.