

GLOBAL DIVIDEND UPDATE

Matt Wagner — Associate Director, Research
07/02/2020

[Dividend](#) payouts have been under pressure globally.

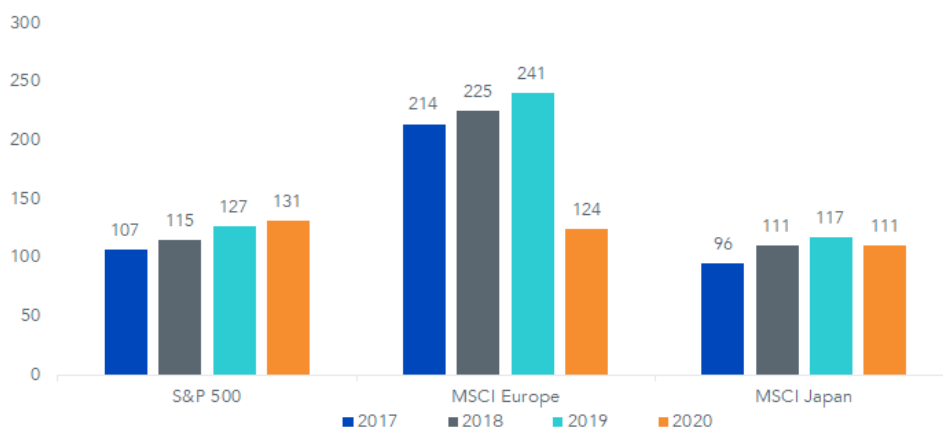
Dividend suspensions for large U.S. companies are typically rare events. Boeing's dividend suspension announcement in March was the first for an S&P 500 constituent since PG&E in December 2017.¹ Over forty [S&P 500](#) companies have announced suspensions this year alone.

Despite the U.S. experiencing historic dividend cuts in just a few months' time, it has fared better than most major international markets.

Suspensions and dividend cuts that were announced in the first half of this year will weigh on S&P 500 dividends during the second half of the year. But through June, dividends were modestly above last year's payouts over the same period.

Japan's payouts are down roughly 5%. By comparison, Europe dividends have been nearly cut in half.

Dividend Income on Investment of 10,000 for First Six Months – January through June



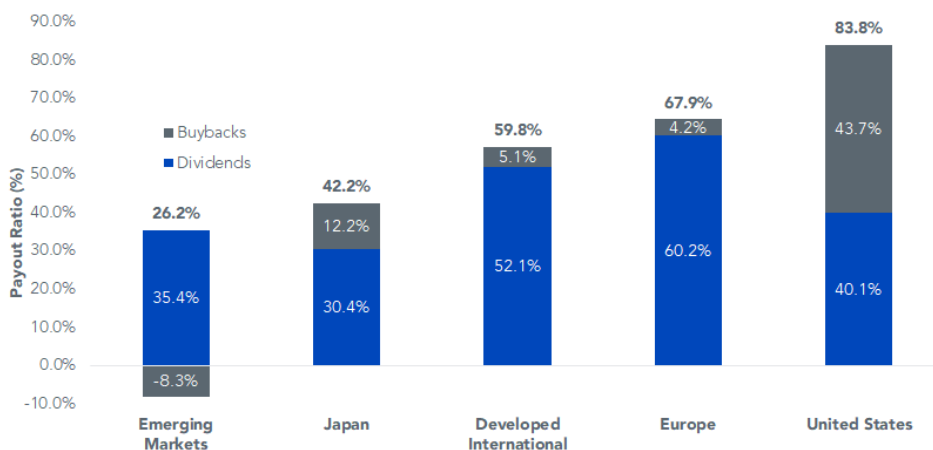
Sources: WisdomTree, Bloomberg, as of 6/30/20. Base date for 10,000 investment on 12/31/16. Dividends measured in local currency. You cannot invest directly in an index.

Let's review some of the main drivers of differences across regions that have contributed to the relative resilience of markets like the U.S. and Japan as compared to Europe.

1. [Payout Ratios](#)

- Dividend payout ratios are highest in Europe (60%) and lowest in Japan (30%)—higher payouts provide less room to maintain dividends when earnings are reduced.
- U.S. companies pay a significant portion of earnings in buybacks, which are perceived as more discretionary and were the first payouts to be cut—dividend cuts are a more negative signal in the U.S. than in Europe.

Trailing 5-Year Median Payout Ratio: Dividends + Buybacks as a % of Earnings



Sources: WisdomTree, FactSet, as of 6/30/20. You cannot invest directly in an index. United States: S&P 500 Index. Developed International: MSCI EAFE Index. Europe: MSCI Europe Index. Japan: MSCI Japan Index. Emerging Markets: MSCI Emerging Markets Index.

2. Political and Regulatory Responses

- European governments have placed the most severe restrictions on dividend payouts. The European Central Bank (ECB) asked eurozone banks to refrain from dividends until at least October 2020, and the Prudential Regulatory Authority (PRA) requested the same of UK banks until the end of 2020.
- In the U.S., major airlines have suspended dividends until September 2021 in exchange for stimulus payments of more than \$30 billion but there have been no widespread restrictions on dividends for companies that have not received government money.
- U.S. banks, which are highly regulated by the Federal Reserve, recently had their Q3 dividends capped at Q2 levels as part of the June 25th stress test results. Importantly, there was no industry-wide ban on dividends.
- Japan has made no announcements on dividend restrictions.
- China has championed dividend increases from [state-owned enterprises \(SOEs\)](#) as a sign of economic strength, but also because SOE dividends are relied on for funding government budgets.²

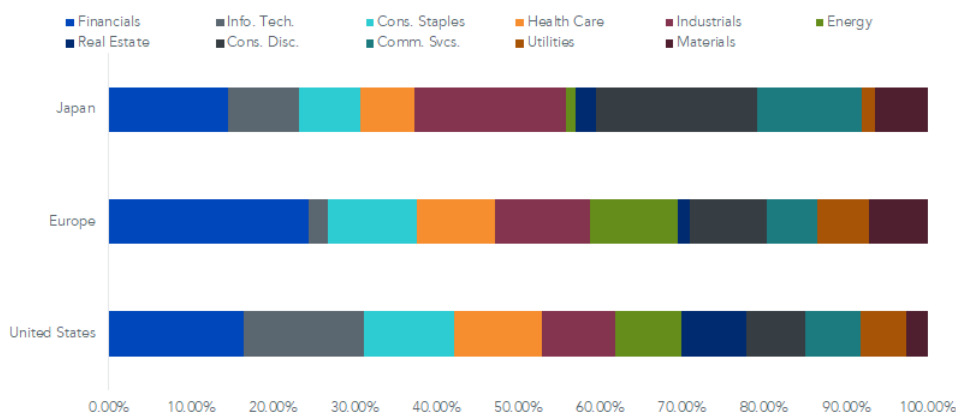
3. Timing and Frequency of Payouts

- U.S. companies tend to pay dividends quarterly, allowing for more flexibility in changes to payouts.
- European companies tend to pay annual dividends. Over 70% of MSCI Europe dividends are typically paid through June, which means many dividend announcements had to be made this spring amid heightened uncertainty and lockdowns.
- Many companies in Asia paid 2020 dividends in the first half of the year based on healthy 2019 profits, helping ensure the safety of dividends in many parts of Asia for this year.

4. Sectors

- Dividends from more defensive sectors (Health Care, Cons. Staples and Tech.) have been more resilient to cuts relative to cyclical sectors (Financials, Industrials, Energy, Consumer Discretionary).
- Financials account for roughly a quarter of all European dividends. The sector is very cyclical and has faced severe regulatory and political pressure to suspend dividends.
- Within the U.S., three of the highest dividend-paying sectors (Info. Tech, Cons. Staples and Health Care) have been resilient to dividend cuts.

WisdomTree Global Dividend Index

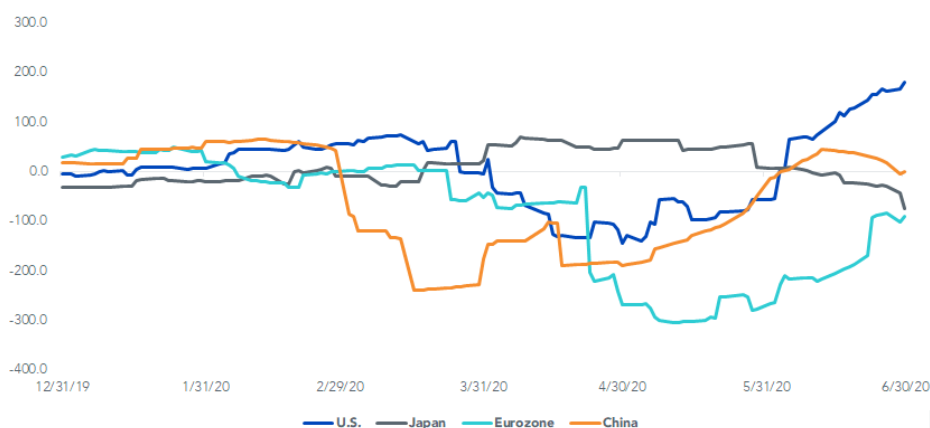


Sources: WisdomTree, Standard & Poor's, FactSet, as of 9/30/19, the most recent screening date for the WisdomTree Global Dividend Index. Sector weights based on weights of each sector within the United States, Europe and Japan for the WisdomTree Global Dividend Index. You cannot invest directly in an index.

5. Severity of Shutdowns

- Despite China being the origin of the COVID-19 outbreak, China's data has been improving in recent weeks, and Japan's economic impact has been rather muted.
- The U.S. and eurozone are just beginning to emerge from months of severe lockdowns that will likely have economic ramifications for years to come.

Citi Economic Surprise Indexes



Sources: WisdomTree, Bloomberg. Data from 12/31/19–6/30/20. Past performance is not indicative of future results. You cannot invest directly in an index.

Dividend Diversification

While some of these factors are structural—payout ratios, dividend seasonality, sector differences—others were harder to anticipate, such as political and regulatory responses and the path of economic re-opening.

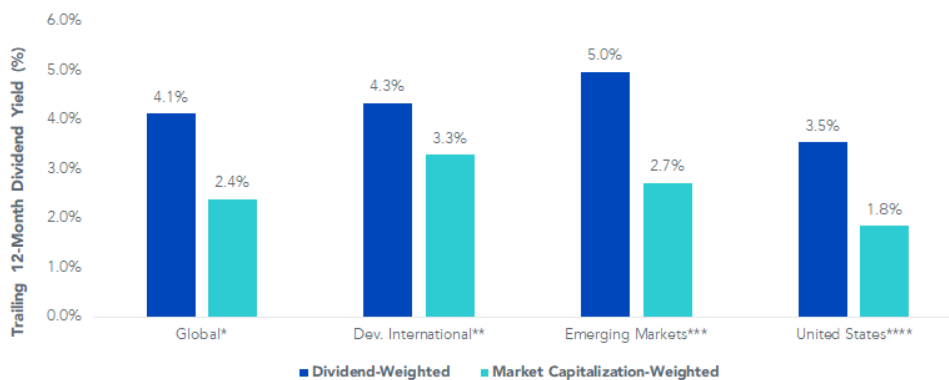
In the near term, dividends look to be safest in the U.S. This safety in part explains why dividend yields are also lower in the U.S. than in other markets.

Europe has the riskiest dividends, which brings with it the highest yields.

The [bear](#) case for Europe would be a second wave of COVID-19 that requires new shutdowns. The [bull](#) case would be no second wave, a healthy improvement in economic conditions and the payment of annual dividends in the fall that were suspended or cancelled this past spring.

The extreme uncertainty for the path of recovery for the global economy from the COVID-19 pandemic favors a well-diversified global portfolio for harvesting income.

Dividend Yield on Dividend- and Market Cap-Weighted Strategies



Sources: WisdomTree, FactSet, as of 6/30/20. You cannot invest directly in an index. *Global: The dividend-weighted refers to the WisdomTree Global Dividend Index. The market capitalization-weighted refers to the MSCI ACWI Index. **Dev. International: The dividend-weighted refers to the WisdomTree International Equity Index. The market capitalization-weighted benchmark refers to the MSCI EAFE Index. ***Emerging Markets: The dividend-weighted refers to the WisdomTree Emerging Markets Dividend Index. The market capitalization-weighted benchmark refers to the MSCI Emerging Markets Index. ****United States: The dividend-weighted refers to the WisdomTree U.S. Dividend Index. The market capitalization-weighted benchmark refers to the Russell 3000 Index.

¹Andrew Edgecliffe Johnson and Daniel Thomas, "Companies axe dividends in global push for cash," Financial Times, 3/23/20.

²Source: IHS Markit Webinar, "2020 Dividends: What's next?" 4/3/20.

For standardized performance and the most recent month-end performance click [here](#) NOTE, this material is intended for electronic use only. Individuals who intend to print and physically deliver to an investor must print the monthly performance report to accompany this blog.

For more investing insights, check out our [Economic & Market Outlook](#)

View the online version of this article [here](#).

IMPORTANT INFORMATION

U.S. investors only: Click [here](#) to obtain a WisdomTree ETF prospectus which contains investment objectives, risks, charges, expenses, and other information; read and consider carefully before investing.

There are risks involved with investing, including possible loss of principal. Foreign investing involves currency, political and economic risk. Funds focusing on a single country, sector and/or funds that emphasize investments in smaller companies may experience greater price volatility. Investments in emerging markets, currency, fixed income and alternative investments include additional risks. Please see prospectus for discussion of risks.

Past performance is not indicative of future results. This material contains the opinions of the author, which are subject to change, and should not to be considered or interpreted as a recommendation to participate in any particular trading strategy, or deemed to be an offer or sale of any investment product and it should not be relied on as such. There is no guarantee that any strategies discussed will work under all market conditions. This material represents an assessment of the market environment at a specific time and is not intended to be a forecast of future events or a guarantee of future results. This material should not be relied upon as research or investment advice regarding any security in particular. The user of this information assumes the entire risk of any use made of the information provided herein. Neither WisdomTree nor its affiliates, nor Foreside Fund Services, LLC, or its affiliates provide tax or legal advice. Investors seeking tax or legal advice should consult their tax or legal advisor. Unless expressly stated otherwise the opinions, interpretations or findings expressed herein do not necessarily represent the views of WisdomTree or any of its affiliates.

The MSCI information may only be used for your internal use, may not be reproduced or re-disseminated in any form and may not be used as a basis for or component of any financial instruments or products or indexes. None of the MSCI information is intended to constitute investment advice or a recommendation to make (or refrain from making) any kind of investment decision and may not be relied on as such. Historical data and analysis should not be taken as an indication or guarantee of any future performance analysis, forecast or prediction. The MSCI information is provided on an "as is" basis and the user of this information assumes the entire risk of any use made of this information. MSCI, each of its affiliates and each entity involved in compiling, computing or creating any MSCI information (collectively, the "MSCI Parties") expressly disclaims all warranties. With respect to this information, in no event shall any MSCI Party have any liability for any direct, indirect, special, incidental, punitive, consequential (including loss profits) or any other damages (www.msci.com)

Jonathan Steinberg, Jeremy Schwartz, Rick Harper, Christopher Gannatti, Bradley Krom, Tripp Zimmerman, Michael Barrer, Anita Rausch, Kevin Flanagan, Brendan Loftus, Joseph Tenaglia, Jeff Weniger, Matt Wagner, Alejandro Saltiel, Ryan Krystopowicz, Jianing Wu, and Brian Manby are registered representatives of Foreside Fund Services, LLC.

WisdomTree Funds are distributed by Foreside Fund Services, LLC, in the U.S. only.

You cannot invest directly in an index.

DEFINITIONS

Dividend : A portion of corporate profits paid out to shareholders.

Payout ratio : The percentage of earnings paid to shareholders in dividends. Calculated as yearly dividends per share over earnings per share.

State-owned enterprise : Companies in which governments have a significant ownership stake and the potential to influence the firms' actions over time.

Bear market : A sustained downturn in market prices, increasing the chances of negative portfolio returns.

Bullish : a position that benefits when asset prices rise.