
THE WISDOMTREE Q2 2022 ECONOMIC AND MARKET OUTLOOK IN 10 CHARTS OR LESS

Scott Welch — Chief Investment Officer – Model Portfolios
04/22/2022

“I just dropped in to see what condition my condition was in”

(By Kenny Rogers & The First Edition, 1967)

When reviewing the [current state of the global economy and investment markets](#), we recommend focusing on market signals and weeding out market noise. We believe the five primary economic and market signals that provide perspective on **where we go from here** are **GDP growth**, **earnings**, **interest rates**, **inflation** and **Central Bank policy**.

GDP Growth

While decelerating from the pace of 2021, U.S. economic growth is expected to remain positive in 2022, pending further unexpected inflation and geopolitical news. The atrocities in Ukraine are unfathomable, and the continuation of the war plus further Western sanctions may result in significant inflationary and supply shortages as we move through the year. Consensus estimates for GDP growth in 2022 are roughly 3%–3.5%.

Real Gross Domestic Product



Note: Projection is the median, central tendency, and range from the March 2022 Summary of Economic Projections. Red dots indicate median projections. Projections of change in real gross domestic product (GDP) are from the fourth quarter of the previous year to the fourth quarter of the year indicated.

Source: Bureau of Economic Analysis via Haver Analytics & Federal Reserve Board

Source: The Richmond Federal Reserve Bank National Economic Indicators, March 2022

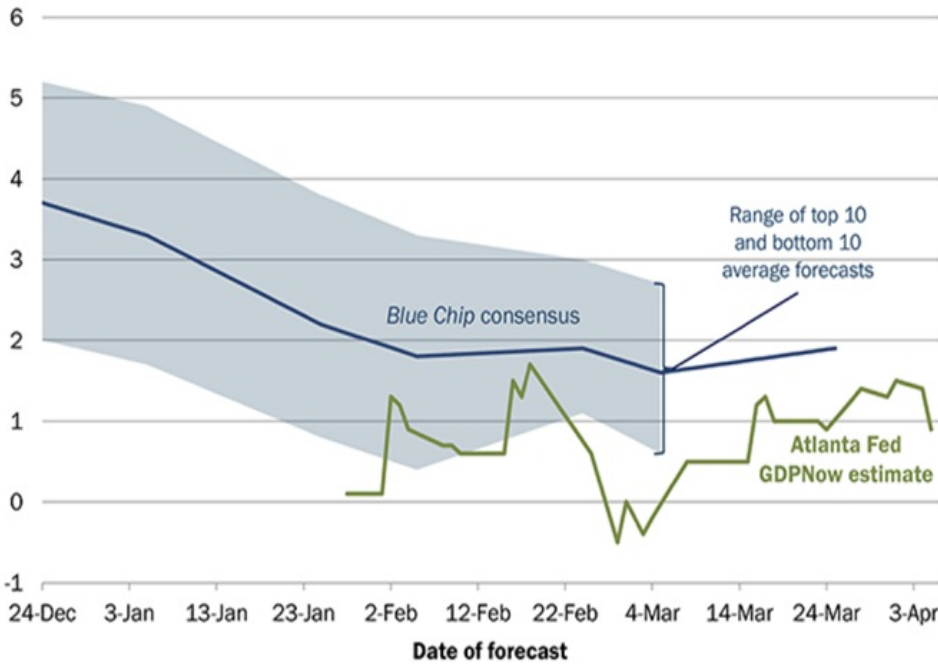
The Atlanta Fed “GDPNow” estimate pegs Q1 2022 GDP growth at a sluggish +0.9%, as COVID-19, rising inflation, ongoing supply chain issues and serious geopolitical tensions all weighed on economic activity. We maintain our outlook, however, that we may witness another “economic reopening” cycle as we move through the year.

The two biggest risks to that outlook are (1) an overly aggressive Fed that puts the brakes on economic growth in the name of taming inflation and (2) continued escalation of the war in Ukraine, resulting in still further sanctions that disrupt economic activity in Europe and create potential significant agricultural shortages worldwide.



Evolution of Atlanta Fed GDPNow real GDP estimate for 2022: Q1

Quarterly percent change (SAAR)



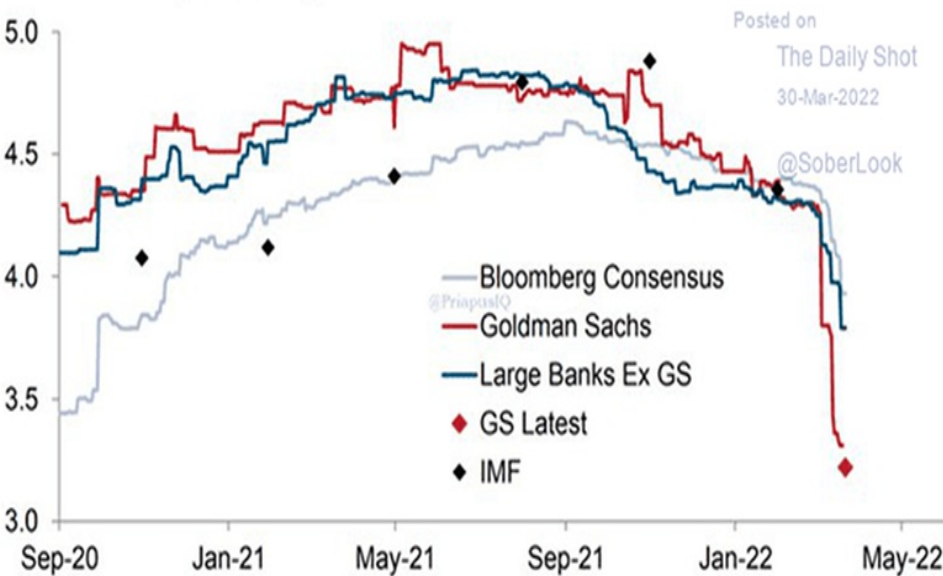
Sources: Blue Chip Economic Indicators and Blue Chip Financial Forecasts

Note: The top (bottom) 10 average forecast is an average of the highest (lowest) 10 forecasts in the Blue Chip survey.

Source: The Atlanta Federal Reserve Bank, as of 4/5/22

Those same supply chain and geopolitical concerns have also muted expected global GDP growth, though it is expected to remain positive. The consensus estimates are for 3%–4% growth for all of 2022.

Global 2022 real GDP growth, % change



Source: Bloomberg, Goldman Sachs GIR.

Sources: Bloomberg, Goldman Sachs and The Daily Shot, March 2022

*Translation: A potentially **volatile** but mildly positive environment for “**risk-on**” assets. We are slightly out of consensus in that we do not believe we will head into recession in 2022, and perhaps not even until well into 2023. There simply is too much fiscal stimulus still in the system.*

There are two primary “known unknowns” to this economic outlook, specifically:

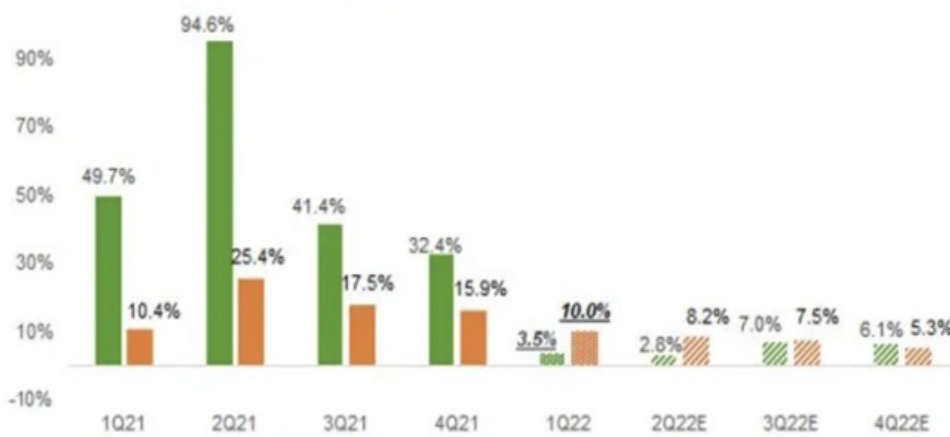
- *Spiraling inflation and the Fed’s corresponding response. The Fed has turned increasingly **hawkish** as it now fully realizes it is “behind the curve” in fighting inflation and has initiated what many believe will be an increasingly aggressive “**rate hike**” cycle.*
- *The war in Ukraine, which seems to be escalating, resulting in further economic sanctions on Russia. The atrocities committed by the Russian army will not go unanswered, and potentially draconian sanctions may be imposed. We may have reached the point where the Western allies will accept increased shared economic pain in order to impose deeper sanctions on Russia.*

*This could have a significant impact on inflation, global **commodities** and economic growth. A bad-case scenario may also involve global food shortages later this summer, as Russia, Ukraine and Belarus provide a significant percentage of global wheat, barley and fertilizer.*

Earnings

The U.S. Q1 2022 earnings season will soon begin, and the outlook is for lower but still positive revenue and earnings growth. [S&P 500 Index](#) earnings are expected to grow 3.5% over Q1 2021 earnings, on a 10% increase in revenues.

Quarterly Earnings & Revenue Growth (YoY)



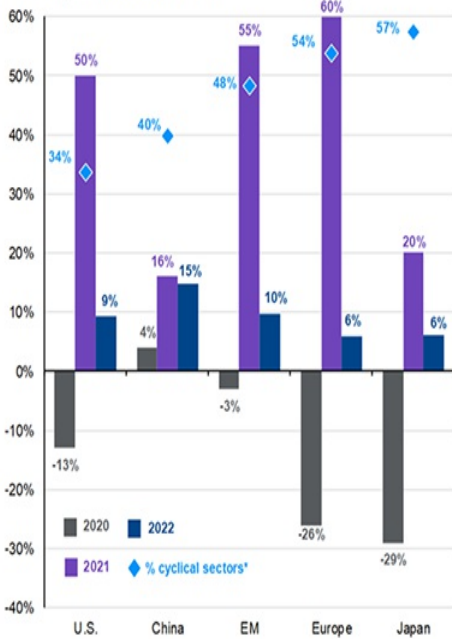
Source: Zacks Investment Research, Inc.

Source: Zacks Investment Research, as of 4/6/22. The green bars represent earnings estimates, while the orange bars represent revenue estimates.

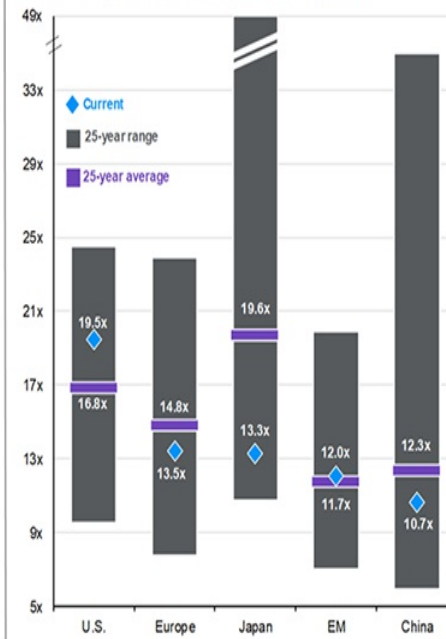
Non-U.S. earnings are also expected to be solid in 2022. [Valuations](#) outside the U.S. continue to look relatively attractive compared to the U.S., especially in Japan.

International equity earnings and valuations

Global earnings growth
Calendar year consensus estimates



Global valuations
Current and 25-year next 12 months price-to-earnings ratio



Source: FactSet, MSCI, Standard & Poor's, Thomson Reuters, J.P. Morgan Asset Management.
*Cyclical sectors include consumer discretionary, financials, industrials, energy and materials. The internet and direct marketing subsector has been removed from the cyclical calculation. In our judgement, companies in this space do not yet fit into the cyclical category, as they are still in a transitional growth phase and are not being directly impacted by the business cycle. Valuation and earnings charts use MSCI indices for all regions/countries, except for the U.S., which is the S&P 500. All indices use IBES aggregate earnings estimates, which may differ from earnings estimates used elsewhere in the book. MSCI Europe includes the eurozone as well as countries not in the currency bloc, such as Norway, Sweden, Switzerland and the UK (which collectively make up 44% of the overall index). Past performance is not a reliable indicator of current and future results.
Guide to the Markets – U.S. Data are as of March 31, 2022.



Source: J.P. Morgan Asset Management Guide to the Markets, 3/31/22

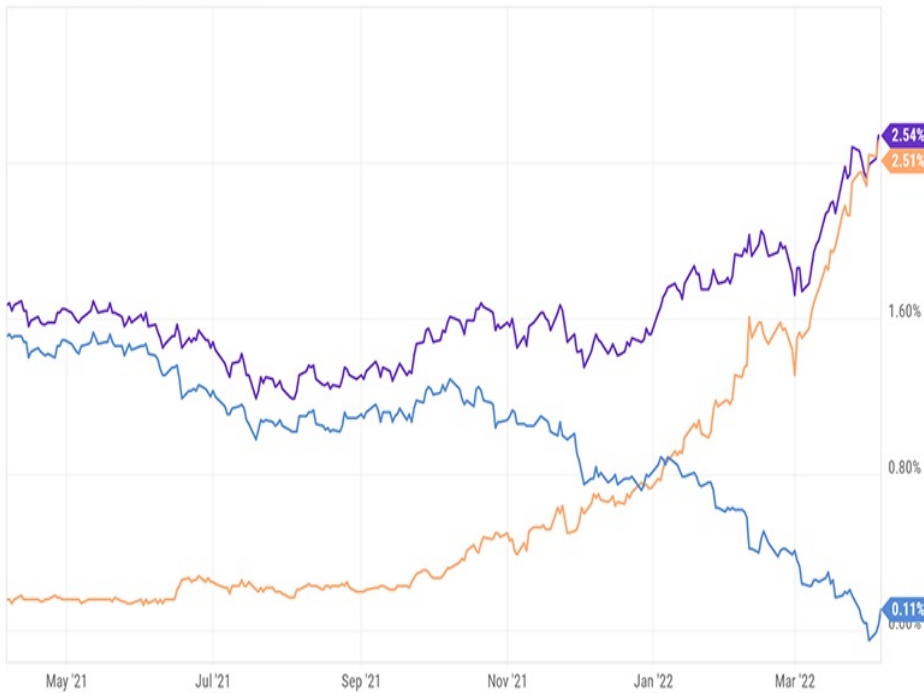
Translation: A continued positive environment for global risk assets. We believe there will continue to be a valuation “tug of war” between positive earnings and rising interest rates. So far, rising rates are winning, as the market tumbled in Q1.

We saw a full-blown “factor rotation” away from growth and toward value and dividend stocks in Q1. We believe that trend will continue, and our portfolios are positioned accordingly. We also believe “quality” (i.e., companies with strong balance sheets, earnings and cash flows) may become increasingly important as we sail into the potentially volatile seas of 2022.

Interest Rates and Spreads

While rates have risen across the [yield curve](#) (a trend we expect to continue), the real action has been in the short end of the curve (orange line), as the market reacts to higher inflation and a more aggressively hawkish Fed. The market grew increasingly concerned about a yield curve “inversion” as a signal of future recession, but we don’t believe that is the case this time—at least not yet.


- 10 Year Treasury Rate (Percent)
- 2 Year Treasury Rate (Percent)
- 10-2 Year Treasury Yield Spread (Percent)



Apr 07 2022, 3:11PM EDT. Powered by YCHARTS

Source: YCharts, 12-month data through 4/6/22

[Credit spreads](#) widened in Q1 but generally remain tight and in line with historical levels (suggesting investor comfort with potential default rates). Quality security selection, however, remains critical. There is not a lot to love about the total return potential for bonds in 2022, but we believe there is relative value in floating rate Treasuries (as both an interest rate and duration hedge) and interest rate-hedged corporate and high-yield bonds.



Translation: In Q1, we moved to further shorten our duration, and we maintained our position of being over-

weight in credit relative to the Bloomberg Aggregate Bond Index, with a focus on quality security selection, especially in high yield. Corporate balance sheets are solid, so coupons should be relatively safe. We see potential pockets of opportunity in interest rate-hedged bonds, floating rate Treasuries and alternative credit, but now is not the time to take excessive risk in your fixed income portfolio.

Inflation

Inflation is the economic issue of the year—the Fed has turned more “hawkish” but remains behind the curve. All eyes will be on Fed behavior and actions as we move through 2022.



Global commodities are rising on expectations for global shortages in the face of what may be an “economic reopening” regime at some point in 2022. After a generally poor 2021, even precious metals have rallied recently as inflation fears grow and as a “store of value” trade amid the war in Ukraine. The longer that war continues, the greater the risk of serious commodity shortages going forward, as Russia and Ukraine are significant producers of wheat, barley and both precious and industrial metals.



Translation: Inflation is the story of 2022. The Fed has turned hawkish and initiated what most people believe will be an aggressive “rate hike cycle”—perhaps even at the expense of economic growth. Historically, stocks have provided a reasonable hedge to moderate inflation because they represent real assets, and we also maintain our position in broad-basket commodities within several of our Model Portfolios.

We note that rising inflation is not just a U.S. phenomenon—it is global. We may have entered a new inflation environment in which we witness “The Great Rate Normalization Regime”.

Central Bank Policy

After perhaps waiting too long, the Fed has begun to increase rates, and expectations are that it will become increasingly aggressive as we move through the year. The [Fed Funds Futures](#) market is now pricing in a Fed Funds Rate of roughly 2.50% by year-end. That implies expectations for the possibility of more than one 50-[basis-point](#) (0.50%) hike over the course of the six remaining [FOMC \(Federal Open Market Committee\)](#) meetings this year.



Translation: All eyes are on the Fed. Economic growth and corporate earnings are expected to be generally positive for risk assets, but the "counterbalance" is the direction and level of interest rates and the actions of the Fed as we move through the year.

Summary

When focusing on what we believe are the primary market signals, the "condition our condition is in" is somewhat of a mixed bag, with some large outstanding uncertainties. Economic growth and earnings are expected to be positive, COVID-19 and its variants should move to the rearview mirror, and the "mid-term elections season" in Washington, D.C., often means gridlock in Congress, which is usually positive for equity markets. But inflation and the Russia/Ukraine conflict are significant uncertainties and could dramatically affect global economic and market conditions.

We believe that "fundamentals" will matter again and that we may enjoy another "economic reopening" market regime sometime in 2022, which may favor value, small-cap, quality and dividend-focused stocks. We've already witnessed a significant "factor rotation" toward value and dividend stocks, both of which at least partially mitigated the broad market downturn in Q1. We think that trend will continue.

But inflation, interest rates, Fed behavior and the war in Ukraine all weigh on market sentiment. So, while we are modestly optimistic in our outlook for 2022, we believe we are in for increased volatility. We continue to recommend focusing on a longer-term time horizon and the construction of "all-weather" portfolios, diversified at both the asset class and risk factor levels.

For standardized performance and the most recent month-end performance click [here](#) NOTE, this material is intended for electronic use only. Individuals who intend to print and physically deliver to an investor must print the monthly performance report to accompany this blog.

Related Blogs

+ [The WisdomTree Q1 2022 Economic and Market Outlook in 10 Charts or Less](#)

For more investing insights, check out our [Economic & Market Outlook](#)

View the online version of this article [here](#).

IMPORTANT INFORMATION

U.S. investors only: Click [here](#) to obtain a WisdomTree ETF prospectus which contains investment objectives, risks, charges, expenses, and other information; read and consider carefully before investing.

There are risks involved with investing, including possible loss of principal. Foreign investing involves currency, political and economic risk. Funds focusing on a single country, sector and/or funds that emphasize investments in smaller companies may experience greater price volatility. Investments in emerging markets, currency, fixed income and alternative investments include additional risks. Please see prospectus for discussion of risks.

Past performance is not indicative of future results. This material contains the opinions of the author, which are subject to change, and should not to be considered or interpreted as a recommendation to participate in any particular trading strategy, or deemed to be an offer or sale of any investment product and it should not be relied on as such. There is no guarantee that any strategies discussed will work under all market conditions. This material represents an assessment of the market environment at a specific time and is not intended to be a forecast of future events or a guarantee of future results. This material should not be relied upon as research or investment advice regarding any security in particular. The user of this information assumes the entire risk of any use made of the information provided herein. Neither WisdomTree nor its affiliates, nor Foreside Fund Services, LLC, or its affiliates provide tax or legal advice. Investors seeking tax or legal advice should consult their tax or legal advisor. Unless expressly stated otherwise the opinions, interpretations or findings expressed herein do not necessarily represent the views of WisdomTree or any of its affiliates.

The MSCI information may only be used for your internal use, may not be reproduced or re-disseminated in any form and may not be used as a basis for or component of any financial instruments or products or indexes. None of the MSCI information is intended to constitute investment advice or a recommendation to make (or refrain from making) any kind of investment decision and may not be relied on as such. Historical data and analysis should not be taken as an indication or guarantee of any future performance analysis, forecast or prediction. The MSCI information is provided on an "as is" basis and the user of this information assumes the entire risk of any use made of this information. MSCI, each of its affiliates and each entity involved in compiling, computing or creating any MSCI information (collectively, the "MSCI Parties") expressly disclaims all warranties. With respect to this information, in no event shall any MSCI Party have any liability for any direct, indirect, special, incidental, punitive, consequential (including loss profits) or any other damages (www.msci.com)

Jonathan Steinberg, Jeremy Schwartz, Rick Harper, Christopher Gannatti, Bradley Krom, Tripp Zimmerman, Michael Barrer, Anita Rausch, Kevin Flanagan, Brendan Loftus, Joseph Tenaglia, Jeff Weniger, Matt Wagner, Alejandro Saltiel, Ryan Krystopowicz, Kara Marciscano, Jianing Wu and Brian Manby are registered representatives of Foreside Fund Services, LLC.

WisdomTree Funds are distributed by Foreside Fund Services, LLC, in the U.S. only.

You cannot invest directly in an index.

DEFINITIONS

Gross domestic product (GDP) : The sum total of all goods and services produced across an economy.

Growth : Characterized by higher price levels relative to fundamentals, such as dividends or earnings. Price levels are higher because investors are willing to pay more due to their expectations of future improvements in these fundamentals.

Interest rates : The rate at which interest is paid by a borrower for the use of money.

Inflation : Characterized by rising price levels.

Central bank : Refers to the the monetary authority of any country.

Federal Reserve : The Federal Reserve System is the central banking system of the United States.

Volatility : A measure of the dispersion of actual returns around a particular average level. nbsp;.

Risk-on/risk-off : refers to changes in investment activity in response to perceived risk. During periods when risk is perceived as low, investors tend to engage in higher-risk investments. When risk is perceived as high, investors tend to gravitate toward lower-risk investments.

Hawkish : Description used when worries about inflation are the primary concerns in setting monetary policy decisions.

Rate Hike : refers to an increase in the policy rate set by a central bank. In the U.S., this generally refers to the Federal Funds Target Rate.

Commodity : A raw material or primary agricultural product that can be bought and sold.

S&P 500 Index : Market capitalization-weighted benchmark of 500 stocks selected by the Standard and Poor's Index Committee designed to represent the performance of the leading industries in the United States economy.

Valuation : Refers to metrics that relate financial statistics for equities to their price levels to determine if certain attributes, such as earnings or dividends, are cheap or expensive.

Curve : Refers to the yield curve. Positioning on the yield curve is important to investors, especially during non-parallel shifts.

Credit spread : The portion of a bond's yield that compensates investors for taking credit risk.

Fed Fund Futures : A financial instrument that let's market participants determine the future value of the Federal Funds Rate.

Basis point : 1/100th of 1 percent.

Federal Open Market Committee (FOMC) : The branch of the Federal Reserve Board that determines the direction of monetary policy.