

REVISITING "GENERATING YIELD IN A VOLATILE MARKET"

Scott Welch — Chief Investment Officer – Model Portfolios, Kevin Flanagan — Head of Fixed Income Strategy
02/10/2022

This article is relevant to financial professionals who are considering offering Model Portfolios to their clients. If you are an individual investor interested in WisdomTree ETF Model Portfolios, please inquire with your financial professional. Not all financial professionals have access to these Model Portfolios.

We last visited the topic of [generating yield in an evolving market back in October](#), and it certainly is time to visit it again. We are sailing through [volatile](#) market seas these days, with rates rising, [inflation](#) fears mounting and geopolitical tensions as high as they have been in many years. How can investors continue to generate risk-controlled yield in this current environment?

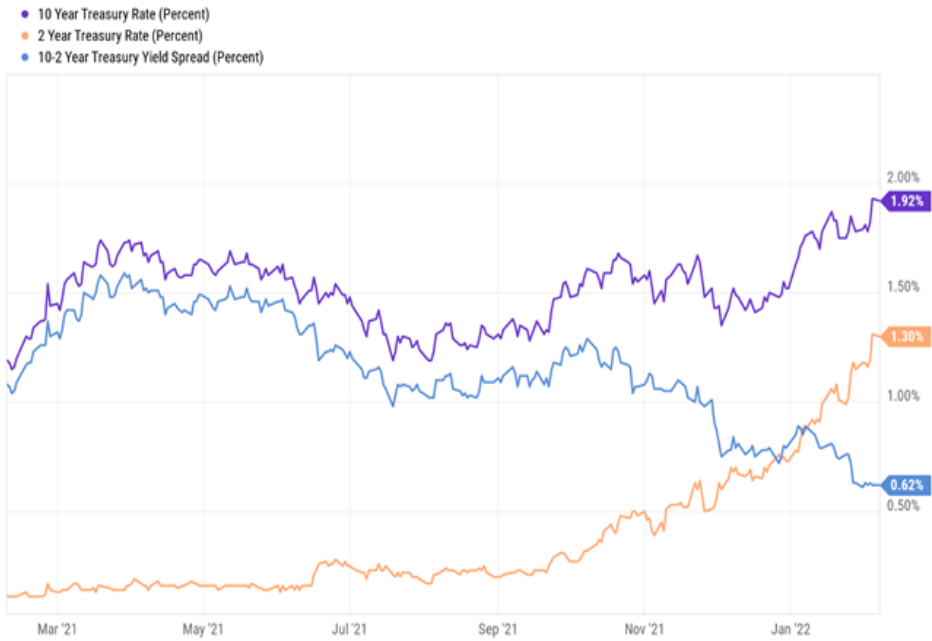
First, let's look at rates, and let's start with the [Treasury yield curve](#). While we've seen a distinct uptick in recent weeks, real Treasury yields remain negative across the entire maturity spectrum with the exception of the 30-year, which just inched into positive territory.

U.S. Treasury Real Yields (%)



Source: Treasury.gov, data through 2/8/22. Past performance does not guarantee future results.

While nominal Treasury rates have been volatile, we've seen a distinct upward trend, especially in the short end of the curve, as the market reacts to a decidedly more ["hawkish"](#) tone from the [Fed](#). We think, with fits and starts, this upward trend will continue (and note the significant ["flattening"](#) of the curve, as measured by the 10-Year minus the 2-Year spread).



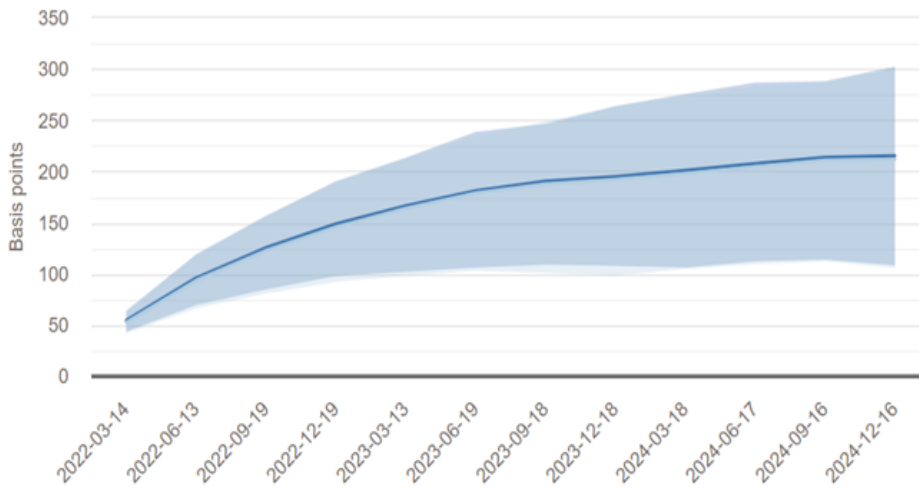
Feb 09 2022, 2:19PM EST. Powered by YCHARTS

Source: YCharts, 12-month data through 2/8/22. Past performance does not guarantee future results.

Speaking of the Fed, the market is now pricing in five [rate hikes](#) over the course of 2022, and many believe there may be more, resulting in a [Fed Funds Rate](#) well above 1.00% by year-end. Furthermore, the market is assuming an almost 100% probability the Fed will initiate rate hikes at its March meeting, and there is open discussion that 50 bps hikes will be on the table over the course of the year. That is a dramatic shift in sentiment and expectations from even 3–4 months ago.

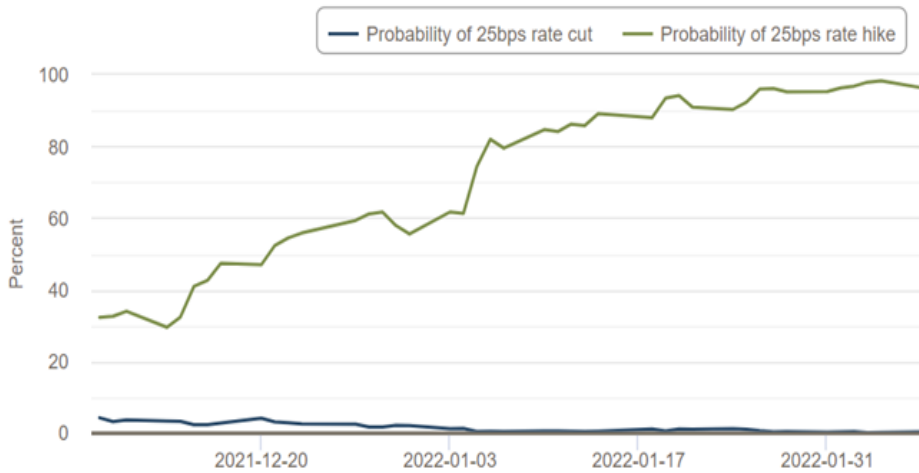
The Expected Future Path of the Three-Month Average Fed Funds Rate

Current target range: 0 basis points



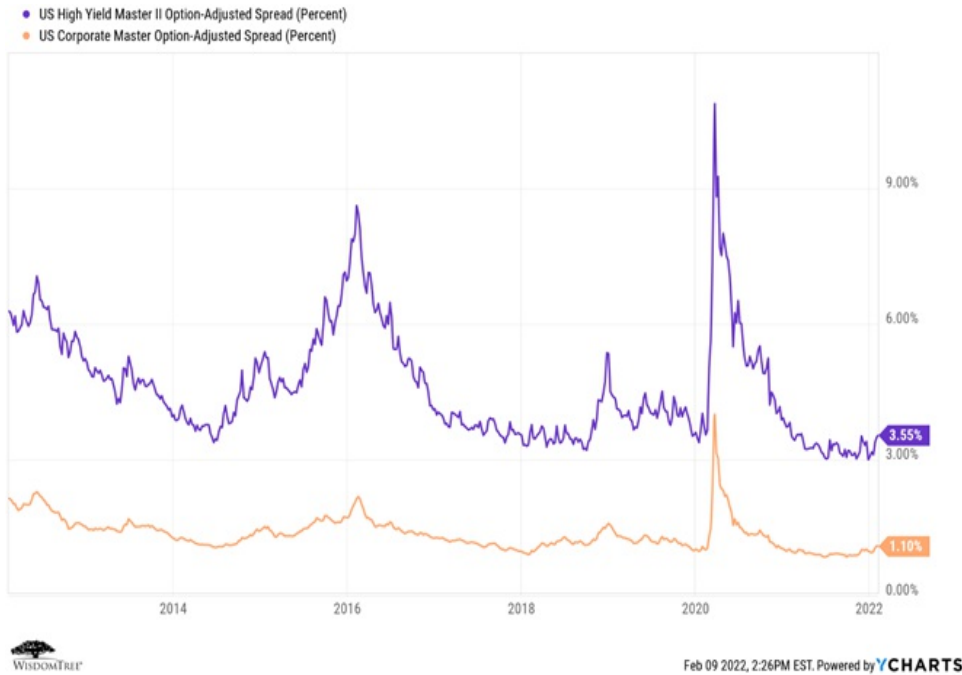
Probability of a Rate Hike or Cut by 2022-03-14

Current target range: 0 basis points



Source: The Atlanta Federal Reserve Bank "Market Probability Tracker," through 2/8/22. The "Tracker" estimates the market-implied probabilities of various ranges for the three-month average Fed Funds Rate. The methodology uses data on three-month eurodollar futures, options on three-month eurodollar futures from the Chicago Mercantile Exchange (CME), three-month LIBOR/Fed Funds basis swap spreads expiring in 12 months and the Treasury yield curve. Basis point: 1/100th of 1 percent.

Interestingly, the credit markets largely have yawned through all this recent uncertainty, suggesting that investors remain comfortable with default risk (although you will note the uptick in the most recent days).



Source: YCharts, 10-year data as of 2/8/22. You cannot invest in an index, and past performance does not guarantee future results.

For definitions of terms in the chart, please visit the [glossary](#).

So, What Is a Yield-Seeking Investor to Do?

To summarize the above, we continue to believe that rates will grind higher, and inflation remains *the* story through at least the first half of 2022. All eyes and ears will be on the Fed as it tries to walk the proverbial tightrope between taming inflation and keeping the economy growing. So, rates are rising, and [credit spreads](#) remain tight—not a recipe for a great deal of optimism about risk-controlled total return potential in the fixed income markets.

What about finding yield in the equity markets? Using the information from above, let’s compare current nominal fixed income yields to current equity dividend yields. We see quite a reversal from a year ago, when equity yields were well above fixed income yields.

Instrument	10-Year Treasury	Investment-Grade Credit Spread	High-Yield Credit Spread	Total Current Yield
IG Bonds	1.92%	1.10%		3.02%
HY Bonds			3.55%	5.47%
S&P 500 Dividend Yield				1.27%
ACWI ex-U.S. Dividend Yield				2.77%

Sources: YCharts, S&P and MSCI, data through 2/8/22. Yields are approximate and security-specific. “IG” stands for “investment grade” and refers to bonds with a BBB- or higher credit rating. Investment-grade bonds are represented by the Bloomberg U.S. Aggregate Index. “HY” refers to “high yield” and refers to bonds with a credit rating below BBB-. High-yield bonds are represented by the Bloomberg U.S. Corporate High Yield Bond Index. You cannot invest in an index, and past performance does not guarantee future results.

For definitions of terms in the chart, please visit the [glossary](#).

Investors can now generate a higher level of current income in the bond market than in the equity market (which historically is the more “normal” situation). At the same time, we see increased risk in the fixed income markets and believe that dividends and stock [buybacks](#) may represent a more sustainable approach to generating current income.

Our own Model Portfolios remain short in [duration](#) and over-weight in credit with an explicit focus on quality security selection relative to the [Bloomberg U.S. Aggregate Index \(the “Agg”\)](#). We definitely are not looking to take excessive risk in our fixed income portfolios in a “reach for yield.”

That said, here are some ideas and solutions that may be of interest.

Fixed Income Strategy Ideas

Obviously, the investment landscape within the fixed income arena is certainly a challenging one. The combination of Fed rate hikes and continued elevated inflation requires a proactive approach to navigate what

ultimately lies ahead for the bond investor.

A time-tested approach for a rising rate environment can center around the barbell strategy, where a core bond holding is complemented by a “zero-duration” solution. WisdomTree offers three unique approaches to the “zero-duration” or rate-mitigating strategy portion of the barbell:

- A U.S. government securities-based solution based on floating rate Treasury notes: the [WisdomTree Floating Rate Treasury Fund \(USFR\)](#)
- An investment-grade strategy that combines a long position in bonds representative of the Agg with a short position in Treasury securities to target zero duration: the [WisdomTree Interest Rate Hedged U.S. Aggregate Bond Fund \(AGZD\)](#)
- A “core-plus” approach that combines bonds representative of the [WisdomTree U.S. High Yield Corporate Bond Fund](#) and a short position in Treasury securities to target zero duration: the [WisdomTree Interest Rate Hedged High Yield Bond Fund \(HYZD\)](#)

Investors seeking additional yield opportunities may want to consider the [WisdomTree Alternative Income Fund \(HYIN\)](#). [HYIN](#) is an alternative credit vehicle that allows investors to “tap” into an asset class to which it has been difficult to gain broad-based exposure. In addition, alternative credit has exhibited less sensitivity to changes in interest rates.

Model Portfolio Ideas

WisdomTree manages [three specific Model Portfolios](#) that are yield- and income-oriented—our **Siegel-WisdomTree Longevity**, **Global Dividend** and **Global Multi-Asset Income** Model Portfolios.

These Model Portfolios focus on generating all or the majority of the current yield out of the equity allocations versus the fixed income allocations.

Let’s look at the current yield of these Model Portfolios (as of December 31, 2021).


Portfolio	Current Yield/Income
Siegel-WisdomTree Longevity	3.40%
Global Dividend	2.98%
Global Multi-Asset Income (Moderate)	3.26%

Sources: WisdomTree and FactSet, as of 12/31/21. “Current Yield/Income” refers to the 12-month dividend yield, as posted on our Model Adoption Center. Performance is historical and does not guarantee future results. Current performance may be lower or higher than quoted. Investment returns and the principal value of an investment will fluctuate so that an investor’s shares, when redeemed, may be worth more or less than their original cost. Model Portfolio 12-month yield is calculated using the weighted average trailing 12-month distribution yields of the Fund constituents. Funds incepted less than 12 months do not have a trailing 12-month dividend yield. (Moderate) Model Portfolios in our Model Adoption Center for individual Fund standardized performance, and see the Fund Details tab for Fund-specific links for yield, most recent month-end performance and a prospectus.

“Current Yield/Income” refers to the most recently posted 12-month dividend yield as indicated [here](#).

For Fund performance, please click the respective [Siegel-WisdomTree Longevity](#), [Global Dividend](#) and [Global Multi-Asset Income](#)

Now, let’s combine all of this into hypothetical “typical” client portfolios.



Conclusions

Today's market environment is fraught with risks for fixed income investors. Despite the pickup in nominal yields, we continue to believe that taking excessive risk in the fixed income market is not a prudent approach. We believe a more appropriate approach is to focus on the global equity markets to generate yield while still maintaining an appropriate fixed income allocation, both for income generation and as a hedge to equity beta risk.

Today's yield environment is in a state of flux, and things are likely to get more unclear before they get better. But in today's yield-starved world, we believe you can still build intelligent portfolios that may potentially generate an optimal level of yield without taking excessive risk.

Important Risks Related to this Article

Investors and their advisors should consider the investment objectives, risks, charges and expenses of the funds included in any Model Portfolio carefully before investing. This and other information can be obtained in the Fund's prospectus by visiting www.wisdomtree.com for WisdomTree Funds. Visit the applicable third-party website for third-party funds. Please read the prospectus carefully before you invest. WisdomTree Asset Management, Inc., does not endorse and is not responsible or liable for any content or other materials made available by other ETF sponsors.

For retail investors: WisdomTree's Model Portfolios are not intended to constitute investment advice or investment recommendations from WisdomTree. Your investment advisor may or may not implement WisdomTree's Model Portfolios in your account. The performance of your account may differ from the performance shown for a variety of reasons, including but not limited to: your investment advisor, and not WisdomTree, is responsible for implementing trades in the accounts; differences in market conditions; client-imposed investment restrictions; the timing of client investments and withdrawals; fees payable; and/or other factors. WisdomTree is not responsible for determining the suitability or appropriateness of a strategy based on WisdomTree's Model Portfolios. WisdomTree does not have investment discretion and does not place trade orders for your account. This material has been created by WisdomTree, and the information included herein has not been verified by your investment advisor and may differ from information provided by your investment advisor. WisdomTree does not undertake to provide impartial investment advice or give advice in a fiduciary capacity. Further, WisdomTree receives revenue in the form of advisory fees for our exchange-traded Funds and management fees for our collective investment trusts.

For financial advisors: WisdomTree Model Portfolio information is designed to be used by financial advisors solely as an educational resource, along with other potential resources advisors may consider, in providing services to their end clients. WisdomTree's Model Portfolios and related content are for information only and are not intended to provide, and should not be relied on for, tax, legal, accounting, investment or financial planning advice by WisdomTree, nor should any WisdomTree Model Portfolio information be considered or relied upon as investment advice or as a recommendation from WisdomTree, including regarding the use or suitability of any WisdomTree Model Portfolio, any particular security or any particular strategy. In providing WisdomTree Model Portfolio information, WisdomTree is not acting and has not agreed to act in an investment advisory, fiduciary or quasi-fiduciary capacity to any advisor or end client, and has no responsibility in connection therewith, and is not providing individualized investment advice to any advisor or end client, including based on or tailored to the circumstance of any advisor or end client. The Model Portfolio information is provided "as is," without warranty of any kind, express or implied. WisdomTree is not responsible for determining the securities to be purchased, held and/or sold for any advisor or end client accounts, nor is WisdomTree responsible for determining the suitability or appropriateness of a Model Portfolio or any securities included therein for any third party, including end clients.

Advisors are solely responsible for making investment recommendations and/or decisions with respect to an end client and should consider the end client's individual financial circumstances, investment time frame, risk tolerance level and investment goals in determining the appropriateness of a particular investment or strategy, without input from WisdomTree. WisdomTree does not have investment discretion and does not place trade orders for any end client accounts. Information and other marketing materials provided to you by WisdomTree concerning a Model Portfolio—including allocations, performance and other characteristics—may not be indicative of an end client's actual experience from investing in one or more of the funds included in a Model Portfolio. Using an asset allocation strategy does not ensure a profit or protect against loss, and diversification does not eliminate the risk of experiencing investment losses. There is no assurance that investing in accordance with a Model Portfolio's allocations will provide positive performance over any period. Any content or information included in or related to a WisdomTree Model Portfolio, including descriptions, allocations, data, fund details and disclosures, are subject to change and may not be altered by an advisor or other third party in any way.

WisdomTree primarily uses WisdomTree Funds in the Model Portfolios unless there is no WisdomTree Fund that is consistent with the desired asset allocation or Model Portfolio strategy. As a result, WisdomTree Model Portfolios are expected to include a substantial portion of WisdomTree Funds notwithstanding that there may be a similar fund with a higher rating, lower fees and expenses or substantially better performance. Additionally, WisdomTree and its affiliates will indirectly benefit from investments made based on the Model Portfolios through fees paid by the WisdomTree Funds to WisdomTree and its affiliates for advisory, administrative and other services.

Jeremy Siegel serves as Senior Investment Strategy Advisor to WisdomTree Investments, Inc., and its subsidiary, WisdomTree Asset Management, Inc. ("WTAM" or "WisdomTree"). He serves on the Model Portfolio Investment Committee for the Siegel-WisdomTree Model Portfolios of WisdomTree, which develops and rebalances WisdomTree's Model Portfolios. In serving as an advisor to WisdomTree in such roles, Mr. Siegel is not attempting to meet the objectives of any person, does not express opinions as to the investment merits of any particular securities and is not undertaking to provide and does not provide any individualized or personalized advice attuned or tailored to the concerns of any person.

The Siegel-WisdomTree Longevity Model Portfolio seeks to address increasing longevity by shifting the focus to potential long-term growth through a higher stock allocation versus more traditional "60/40" portfolios.

For standardized performance and the most recent month-end performance click [here](#) NOTE, this material is intended for electronic use only. Individuals who intend to print and physically deliver to an investor must print the monthly performance report to accompany this blog.

Related Blogs

+ [Yield? I Do Not Think It Means What You Think It Means](#)

Related Funds

+ [WisdomTree Interest Rate Hedged U.S. Aggregate Bond Fund](#)

+ [WisdomTree Interest Rate Hedged High Yield Bond Fund](#)

+ [WisdomTree Floating Rate Treasury Fund](#)

+ [WisdomTree Alternative Income Fund](#)

View the online version of this article [here](#).

IMPORTANT INFORMATION

U.S. investors only: Click [here](#) to obtain a WisdomTree ETF prospectus which contains investment objectives, risks, charges, expenses, and other information; read and consider carefully before investing.

There are risks involved with investing, including possible loss of principal. Foreign investing involves currency, political and economic risk. Funds focusing on a single country, sector and/or funds that emphasize investments in smaller companies may experience greater price volatility. Investments in emerging markets, currency, fixed income and alternative investments include additional risks. Please see prospectus for discussion of risks.

Past performance is not indicative of future results. This material contains the opinions of the author, which are subject to change, and should not to be considered or interpreted as a recommendation to participate in any particular trading strategy, or deemed to be an offer or sale of any investment product and it should not be relied on as such. There is no guarantee that any strategies discussed will work under all market conditions. This material represents an assessment of the market environment at a specific time and is not intended to be a forecast of future events or a guarantee of future results. This material should not be relied upon as research or investment advice regarding any security in particular. The user of this information assumes the entire risk of any use made of the information provided herein. Neither WisdomTree nor its affiliates, nor Foreside Fund Services, LLC, or its affiliates provide tax or legal advice. Investors seeking tax or legal advice should consult their tax or legal advisor. Unless expressly stated otherwise the opinions, interpretations or findings expressed herein do not necessarily represent the views of WisdomTree or any of its affiliates.

The MSCI information may only be used for your internal use, may not be reproduced or re-disseminated in any form and may not be used as a basis for or component of any financial instruments or products or indexes. None of the MSCI information is intended to constitute investment advice or a recommendation to make (or refrain from making) any kind of investment decision and may not be relied on as such. Historical data and analysis should not be taken as an indication or guarantee of any future performance analysis, forecast or prediction. The MSCI information is provided on an "as is" basis and the user of this information assumes the entire risk of any use made of this information. MSCI, each of its affiliates and each entity involved in compiling, computing or creating any MSCI information (collectively, the "MSCI Parties") expressly disclaims all warranties. With respect to this information, in no event shall any MSCI Party have any liability for any direct, indirect, special, incidental, punitive, consequential (including loss profits) or any other damages (www.msci.com)

Jonathan Steinberg, Jeremy Schwartz, Rick Harper, Christopher Gannatti, Bradley Krom, Tripp Zimmerman, Michael Barrer, Anita Rausch, Kevin Flanagan, Brendan Loftus, Joseph Tenaglia, Jeff Weniger, Matt Wagner, Alejandro Saltiel, Ryan Krystopowicz, Kara Marciscano, Jianing Wu, Brian Manby and Scott Welch are registered representatives of Foreside Fund Services, LLC.

WisdomTree Funds are distributed by Foreside Fund Services, LLC, in the U.S. only.

You cannot invest directly in an index.

DEFINITIONS

Volatility : A measure of the dispersion of actual returns around a particular average level.

Inflation : Characterized by rising price levels.

Treasury : Debt obligation issued by the U.S. government with payments of principal and interest backed by the full faith and credit of the U.S. government.

Yield curve : Graphical Depiction of interest rates on government bonds, with the current yield on the vertical axis and the years to maturity on the horizontal axis.

Hawkish : Description used when worries about inflation are the primary concerns in setting monetary policy decisions.

Federal Reserve : The Federal Reserve System is the central banking system of the United States.

Rate Hike : refers to an increase in the policy rate set by a central bank. In the U.S., this generally refers to the Federal Funds Target Rate.

Federal Funds (Fed Funds) : Excess reserves that commercial banks and other financial institutions deposit at regional Federal Reserve banks

Credit spread : The portion of a bond's yield that compensates investors for taking credit risk.

Buyback : When a company uses its own cash to purchase its own outstanding shares; may positively impact the share price.

Duration : A measure of a bond's sensitivity to changes in interest rates. The weighted average accounts for the various durations of the bonds purchased as well as the proportion of the total government bond portfolio that they make up.

Bloomberg U.S. Aggregate Bond Index : Represents the investment-grade, U.S. dollar-denominated, fixed-rate taxable bond market, including Treasuries, government-related and corporate securities, as well as mortgage and asset backed securities.