

WISE WORDS IN WARREN'S RECENT LETTER

Jeremy Schwartz — Global Chief Investment Officer

03/08/2023

When I first started doing research for Jeremy Siegel's book, *The Future for Investors*, in 2003, the first project the professor suggested was to read everything Warren Buffett had ever written.

Siegel gained fame in 2000 for his stark warnings about the [tech bubble](#), and Buffett was a notable value investor we wanted to study.

The annual Buffett letters are a treasure trove of insights—and I ascribe the success of our largest franchise of equity ETFs, built on a quality [dividend](#) approach that has amassed over \$10 billion of assets—to principles I learned from reading Buffett's letters.

Below are some quotes from this year's letter that stood out to me.

Warren has been investing through Berkshire Hathaway for 58 years, but he ascribes most of his success to remarkably few decisions. He writes:

Our satisfactory results have been the product of about a dozen truly good decisions – that would be about one every five years – and a sometimes-forgotten advantage that favors long-term investors such as Berkshire.

The market's wild gyrations captivate us. There is more information and analytics that urge us to action. But keeping Buffett's lesson in mind—you only need one good idea every five years—can make you think about how important each action is.

This rhymes with another famous Buffett quote about minimizing how many good investment ideas you try to implement.

Buffett has a 20-slot 'punch card' rule: Imagine we gave you a ticket with only 20 slots in it, so that you had 20 punches—representing all the investments that you got to make in a lifetime. And once you'd punched through the card, you couldn't make any more investments at all. Under those rules, you'd really think carefully about what you did and you'd be forced to load up on what you'd really thought about. So, you'd do so much better.¹

Warren's letter goes into his 'secret sauce' and some of the 12 ideas that have worked for him.

Of particular emphasis this year: the compounding of long-term dividend and cash flow growth from his purchases 30 years ago, particularly Coca-Cola and American Express. He writes:

In August 1994 – yes, 1994 – Berkshire completed its seven-year purchase of the 400 million shares of Coca-Cola we now own. The total cost was \$1.3 billion – then a very meaningful sum at Berkshire.

The cash dividend we received from Coke in 1994 was \$75 million. By 2022, the dividend had increased to \$704 million. Growth occurred every year, just as certain as birthdays. All Charlie and I were required to do was cash Coke's quarterly dividend checks. We expect that those checks are highly likely to grow.

American Express is much the same story. Berkshire's purchases of Amex were essentially completed in 1995 and, coincidentally, also cost \$1.3 billion. Annual dividends received from this investment have grown from \$41 million to \$302 million. Those checks, too, seem highly likely to increase.

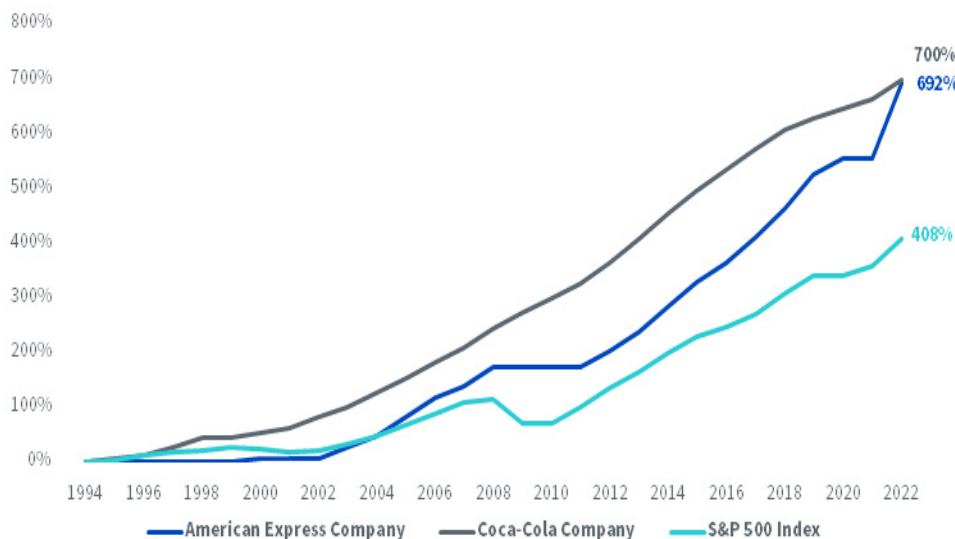
These dividend gains, though pleasing, are far from spectacular. But they bring with them important gains in stock prices. At year end, our Coke investment was valued at \$25 billion while Amex was recorded at \$22 billion. Each holding now accounts for roughly 5% of Berkshire's net worth, akin to its weighting long ago.

Assume, for a moment, I had made a similarly-sized investment mistake in the 1990s, one that flat-lined and simply retained its \$1.3 billion value in 2022. (An example would be a high-grade 30-year bond.) That disappointing investment would now represent an insignificant 0.3% of Berkshire's net worth and would be delivering to us an

unchanged \$80 million or so of annual income.

Lessons for today's investors: Now that [there is income back in fixed income](#) and one can earn nearly 5% in short-term [Treasury](#)s, some investors have questioned whether equities have tougher competition. Those [fixed income](#) returns will struggle to keep up with [inflation](#) over time and do not have the long-term compounding of dividend growth like these dividend growers Coca-Cola and American Express.

Dividend Growth since 1994



Sources: WisdomTree, FactSet, S&P, 12/31/1994–12/31/2022. You cannot invest directly in an index. Past performance is not indicative of future returns.

Buffett Principles without Stock Specific Risk

WisdomTree agrees with Buffett on the importance of growing dividends. About 10 years ago, we launched a [Quality Dividend Growth Index](#) that included what we refer to as the Buffett factor on quality stock selection.

While Buffett started his career as a Ben Graham's value disciple, over time he migrated to buying higher-quality businesses like Coca-Cola and American Express.

Buffett's business partner, Charlie Munger, describes the reason for the shift away from [value](#) to [quality](#):

*A **great business** at a fair price is superior to a fair business at a great price.*

*We've really made the money out of **high quality businesses**. In some cases, we bought the whole business. And in some cases, we just bought a big block of stock. But when you analyze what happened, the big money's been made in the **high quality businesses**. And most of the other people who've made a lot of money have done so in **high quality businesses**.*

I believe one of your 20-slot punch card ideas should be to invest in these high-quality businesses that grow dividends.

Not everyone can be Warren Buffett and Charlie Munger, dedicating their lives to knowing every detail about individual businesses, with the fortitude to trade big ideas once every five years.

Instead of trying to pick just two or three stocks or even 12 stocks, you can diversify into a broader basket that shares the same principles.

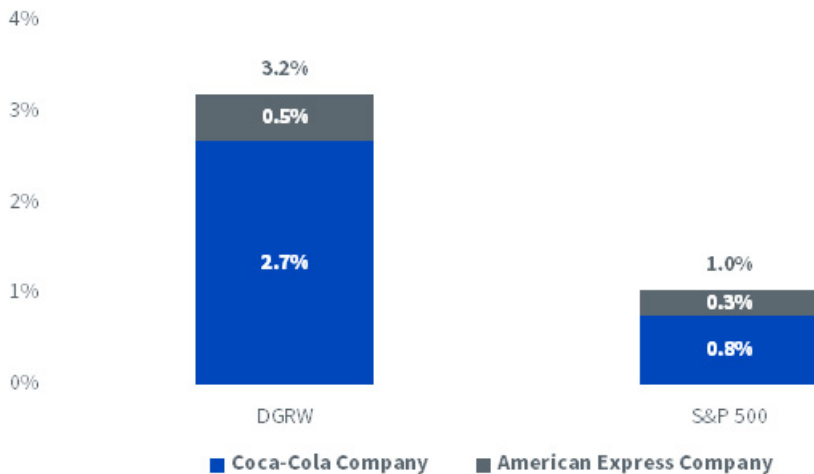
WisdomTree defines high quality as high [return on equity \(ROE\)](#) or high profits (income) over book value (and invested capital) in the business. Buffett also shuns the use of leverage in trying to goose ROE, and so our process also includes high [return on assets \(ROA\)](#) to penalize leverage from driving high ROE in underlying businesses.

To grow dividends, you must grow earnings—so we also look for companies with stronger expected earnings growth—to help us arrive at a forward-looking dividend growth basket. And we manage valuation risk by weighting these indexes and portfolios by the total dividends these companies pay.

Over the past decade, the WisdomTree U.S. Quality Dividend Growth Index—which is tracked by the [WisdomTree U.S. Quality Dividend Growth Fund \(DGRW\)](#)—has had over-weight allocations in Coca-Cola and American Express, by an average of 0.9% relative to the [S&P 500 Index](#).

Entering 2023, [DGRW](#) had over-weight allocations in these two companies, by 2.2%.

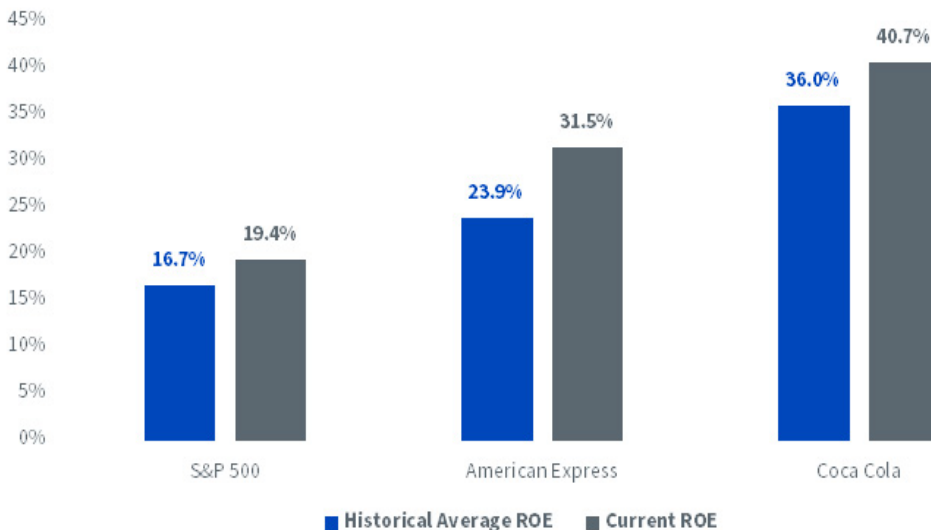
12/31/22 Weights



Sources: WisdomTree, S&P. You cannot invest directly in an index. Holdings subject to change.

Both companies have premium ROE relative to the S&P 500 and higher historical average ROE going back to 1994, when Buffett completed Berkshire's share purchases of these companies.

Trailing 12-Month Return on Equity



Sources: WisdomTree, FactSet, S&P. Historical Average, 12/31/94–1/31/23. Current ROE, as of 1/31/23. Weights as of the end of December each year. You cannot invest directly in an index.

Another consistent holding in [DGRW](#) has been Apple—held every year since the Fund's launch. Many backwards looking dividend growth ETFs that had screens for 10 years of consecutive growth can only get that 10-year validation this year—10 years after we first included Apple in the portfolio.

Apple has become one of Buffett's biggest wealth drivers, but [DGRW](#) owned it before Buffett (who first purchased Apple in 2016), when it paid its first dividend in 2012 and met our other quality and dividend growth potential screens.

For more information on DGRW, visit the [Fund's web page](#).

Name	Average Annual Total Returns as of December 31, 2022				
	1-Year	3-Year	5-Year	10-Year	Since Inception
WisdomTree U.S. Quality Dividend Growth Fund	-6.36%	9.87%	10.24%	N/A	12.01%
S&P 500 Index	-18.11%	7.66%	9.42%	12.56%	11.26%
Excess Return	11.75%	2.21%	0.82%	N/A	0.75%

Sources: WisdomTree, S&P. Fund returns measured at NAV. Inception date for the WisdomTree U.S. Quality Dividend Growth Fund was 5/22/13. You cannot invest directly in an index. Past performance is not indicative of future returns. **The performance data quoted represents past performance and is no guarantee of future results. Investment return and principal value of an investment will fluctuate so that an investor's shares, when redeemed, may be worth more or less than their original cost. Current performance may be lower or higher than the performance data quoted.**

For the most recent month-end performance, click [here](#).

¹ Source: <https://jamesclear.com/buffett-slots>

Important Risks and Disclosure Related to this Article

As of March 7, 2023, DGRW held 2.48%, 0.61% and 5.26% in Coca-Cola, American Express and Apple, respectively. Click [here](#) for a full list of Fund holdings. Holdings are subject to change.

There are risks associated with investing, including the possible loss of principal. Funds focusing their investments on certain sectors increase their vulnerability to any single economic or regulatory development. This may result in greater share price volatility. Dividends are not guaranteed, and a company currently paying dividends may cease paying dividends at any time. Please read the Fund's prospectus for specific details regarding the Fund's risk profile.

For the top 10 holdings of DGRW please visit the Fund's fund detail page at <https://www.wisdomtree.com/investments/etfs/equity/dgrw>

For standardized performance and the most recent month-end performance click [here](#) NOTE, this material is intended for electronic use only. Individuals who intend to print and physically deliver to an investor must print the monthly performance report to accompany this blog.

Related Funds

+ [WisdomTree U.S. Quality Dividend Growth Fund](#)

View the online version of this article [here](#).

IMPORTANT INFORMATION

U.S. investors only: Click [here](#) to obtain a WisdomTree ETF prospectus which contains investment objectives, risks, charges, expenses, and other information; read and consider carefully before investing.

There are risks involved with investing, including possible loss of principal. Foreign investing involves currency, political and economic risk. Funds focusing on a single country, sector and/or funds that emphasize investments in smaller companies may experience greater price volatility. Investments in emerging markets, currency, fixed income and alternative investments include additional risks. Please see prospectus for discussion of risks.

Past performance is not indicative of future results. This material contains the opinions of the author, which are subject to change, and should not to be considered or interpreted as a recommendation to participate in any particular trading strategy, or deemed to be an offer or sale of any investment product and it should not be relied on as such. There is no guarantee that any strategies discussed will work under all market conditions. This material represents an assessment of the market environment at a specific time and is not intended to be a forecast of future events or a guarantee of future results. This material should not be relied upon as research or investment advice regarding any security in particular. The user of this information assumes the entire risk of any use made of the information provided herein. Neither WisdomTree nor its affiliates, nor Foreside Fund Services, LLC, or its affiliates provide tax or legal advice. Investors seeking tax or legal advice should consult their tax or legal advisor. Unless expressly stated otherwise the opinions, interpretations or findings expressed herein do not necessarily represent the views of WisdomTree or any of its affiliates.

The MSCI information may only be used for your internal use, may not be reproduced or re-disseminated in any form and may not be used as a basis for or component of any financial instruments or products or indexes. None of the MSCI information is intended to constitute investment advice or a recommendation to make (or refrain from making) any kind of investment decision and may not be relied on as such. Historical data and analysis should not be taken as an indication or guarantee of any future performance analysis, forecast or prediction. The MSCI information is provided on an "as is" basis and the user of this information assumes the entire risk of any use made of this information. MSCI, each of its affiliates and each entity involved in compiling, computing or creating any MSCI information (collectively, the "MSCI Parties") expressly disclaims all warranties. With respect to this information, in no event shall any MSCI Party have any liability for any direct, indirect, special, incidental, punitive, consequential (including loss profits) or any other damages (www.msci.com)

Jonathan Steinberg, Jeremy Schwartz, Rick Harper, Christopher Gannatti, Bradley Krom, Tripp Zimmerman, Michael Barrer, Anita Rausch, Kevin Flanagan, Brendan Loftus, Joseph Tenaglia, Jeff Weniger, Matt Wagner, Alejandro Saltiel, Ryan Krystopowicz, Jianing Wu, and Brian Manby are registered representatives of Foreside Fund Services, LLC.

WisdomTree Funds are distributed by Foreside Fund Services, LLC, in the U.S. only.

You cannot invest directly in an index.

DEFINITIONS

Tech Bubble : Market collapse between 1999-2001 that was led by technology stock.

Dividend : A portion of corporate profits paid out to shareholders.

Treasury : Debt obligation issued by the U.S. government with payments of principal and interest backed by the full faith and credit of the U.S. government.

Fixed income : An investment security that provides a return in the form of fixed periodic payments and the eventual return of principal at maturity.

Inflation : Characterized by rising price levels.

Value : Characterized by lower price levels relative to fundamentals, such as earnings or dividends. Prices are lower because investors are less certain of the performance of these fundamentals in the future. This term is also related to the Value Factor, which associates these stock characteristics with excess returns vs the market over time.

Quality : Characterized by higher efficiency and profitability. Typical measures include earnings, return on equity, return on assets, operating profitability as well as others. This term is also related to the Quality Factor, which associates these stock characteristics with excess returns vs the market over time.

Return on Equity (ROE) : Measures a corporation's profitability by revealing how much profit a company generates with the money shareholders have invested.

Return on assets (ROA) : Firm profits (after accounting for all expenses) divided by the firm's total assets. Higher numbers indicate greater profits relative to the level of assets utilized to generate them.

S&P 500 Index : Market capitalization-weighted benchmark of 500 stocks selected by the Standard and Poor's Index Committee designed to represent the performance of the leading industries in the United States economy.