

**Fund Overview**

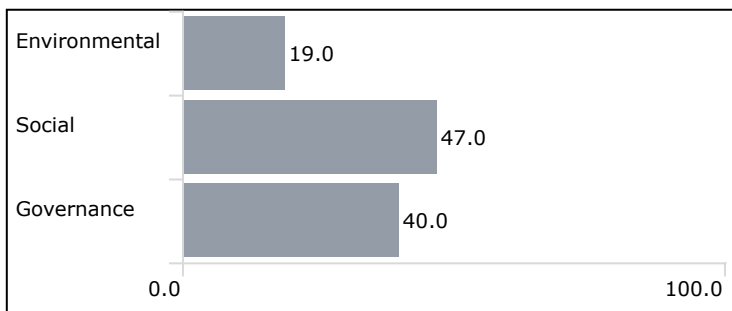
WisdomTree China ex-State-Owned Enterprises Fund seeks to track the investment results of Chinese companies that are not state-owned enterprises, which is defined as government ownership of more than 20%

**Why CXSE?**

- Gain exposure to targeted Chinese equity from companies excluding state-owned enterprises
- Use to complement China market exposure while neutralizing companies potentially influenced by government decisions
- Avoid holding companies that are non-compliant with international ESG norms or that are involved in controversial products

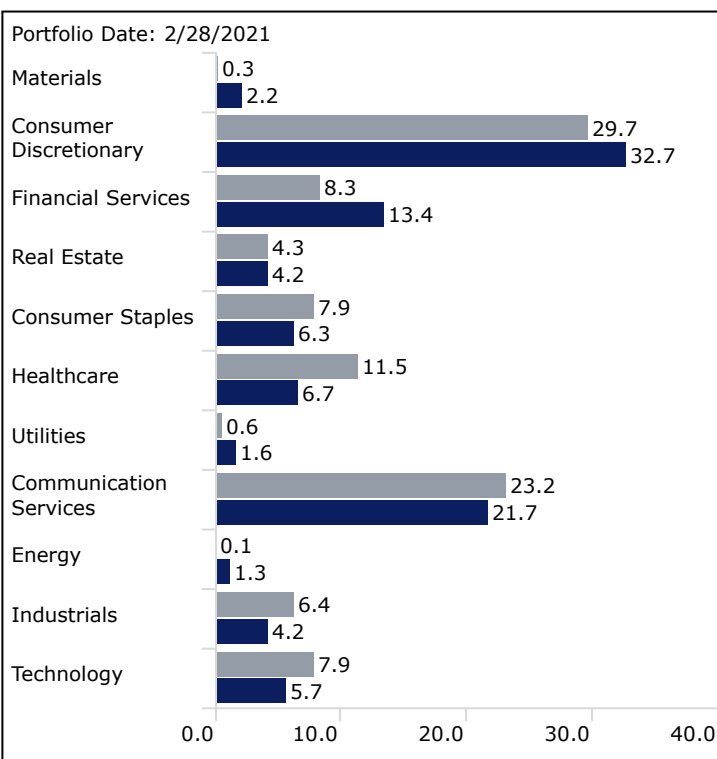
**% Rank Within Category**

Lower % rank indicates more favorable ESG characteristics relative to peers



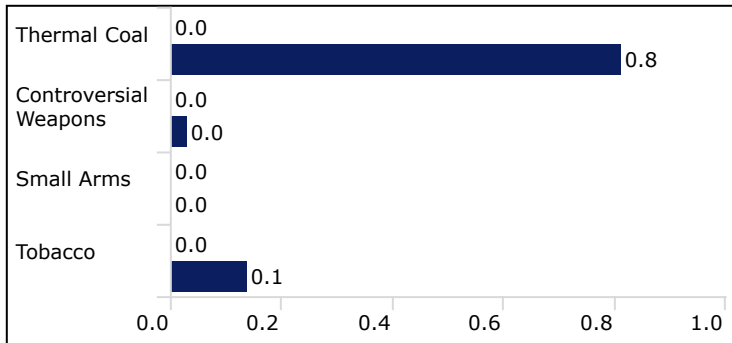
**Sector Exposure**

■ CXSE ■ MSCI China Index



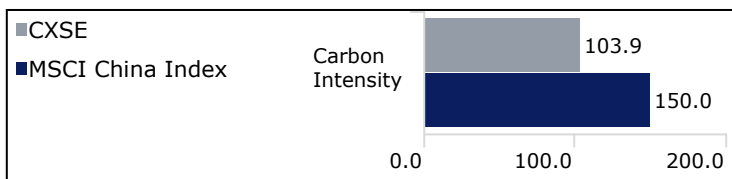
**Portfolio Product Involvement (%)**

■ CXSE ■ MSCI China Index



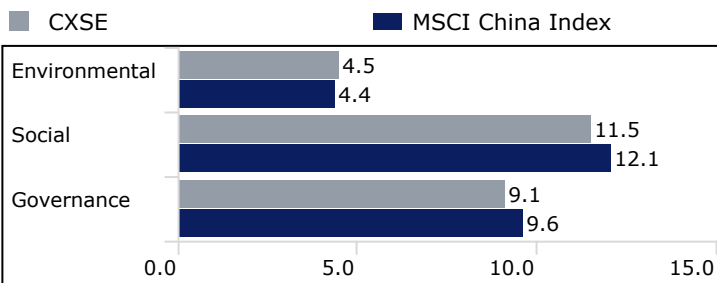
**Carbon Intensity**

Lower carbon intensity indicates a lower level of carbon emission per unit of revenue



**ESG Scores**

Lower ESG scores indicate more favorable ESG characteristics



## Analysis Dates and Category Details

ESG Scores and % Rank in Category Data As-Of	1/31/2021
Product Involvement Data As-Of	3/10/2021
Carbon Intensity Data As-Of	12/31/2020
Global Category	Greater China Equity
Number of Funds in Global Category	1,825

### Definitions

**ESG Scores:** The asset weighted average of the company environmental risk, social risk, and governance risk scores for the covered holdings in a portfolio. Environmental criteria consider how a company performs as a steward of nature. Social criteria examine how it manages relationships with employees, suppliers, customers, and the communities where it operates.

Governance deals with a company's leadership, executive pay, audits, internal controls, and shareholder rights. These scores measure the degree to which a company's economic value may be at risk driven by environmental, social, and governance factors and represent the unmanaged risk exposure after taking into account a company's management of such risks. The environmental risk, social risk, and governance risk scores are displayed as a number between 0 and 100, though most scores range between 0 and 25.

**% Rank in Category:** A portfolio's percent rank within its Morningstar Global Category, based on the output of the ESG scoring approach described above. The Morningstar Global Category is a global system of peer groups for managed portfolios based on investment strategy without regard to the region where the strategy is available for sale. The % Rank in Category data is a point-in-time value reflecting the fund's rank as of the date indicated in the table above.

**Portfolio Product Involvement:** To calculate portfolio product involvement, Morningstar establishes a minimum involvement threshold for each product area. Holdings that meet the minimum involvement threshold are summed by their weight in the portfolio. The sum represents the portfolio's asset-weighted exposure to the product involvement area without an adjustment for cash.

**Carbon Intensity:** The asset-weighted average of holdings with actual emissions data from the Carbon Disclosure Project or estimated values from Sustainalytics, a leading provider of ESG research, in a portfolio. Carbon Intensity is computed for each holding as follows: Total Emissions (metric tons of Co2) / Revenue (Mil USD), and aggregated at the fund level.

All underlying company-level data is produced by Sustainalytics. All ESG data represented in this document are point-in-time values reflecting the ESG characteristics of the holdings as of the date indicated above.

**Investors should carefully consider the investment objectives, risks, charges and expenses of the Funds before investing. To obtain a prospectus containing this and other important information, please call 866.909.9473, or visit [WisdomTree.com](http://WisdomTree.com) to view or download a prospectus. Investors should read the prospectus carefully before investing.**

Investing involves risk including possible loss of principal. The Fund's ESG investment strategy limits the types and number of investment opportunities available to the Fund and, as a result, the Fund may underperform other funds that do not have an ESG focus. Companies selected for inclusion in the Fund may not exhibit positive or favorable ESG characteristics at all times and may shift into and out of favor depending on market and economic conditions. The Fund focuses its investments in China, including A-shares, which include the risk of the Stock Connect program, thereby increasing the impact of events and developments associated with the region which can adversely affect performance. Investments in emerging or offshore markets are generally less liquid and less efficient than investments in developed markets and are subject to additional risks, such as risks of adverse governmental regulation and intervention or political developments. The Fund's exposure to certain sectors may increase its vulnerability to any single economic or regulatory development related to such sector. As this Fund can have a high concentration in some issuers, the Fund can be adversely impacted by changes affecting those issuers. Please read the Fund's prospectus for specific details regarding the Fund's risk profile.

WisdomTree Funds are distributed by Foreside Fund Services, LLC, in the U.S. only.

©2021 WisdomTree Investments "WisdomTree" is a registered mark of WisdomTree Investments.

The ESG scores are not based on fund performance and is not equivalent to the Morningstar Rating ("Star Rating").

All rights reserved. Morningstar, Inc. is an independent fund performance monitor. The information contained herein: (1) is proprietary to Morningstar and/or its content providers; (2) may not be copied or distributed; and (3) is not warranted to be accurate, complete, or timely. Neither Morningstar nor its content providers are responsible for any damages or losses arising from any use of this information.

