

# WisdomTree

## U.S. SmallCap Quality Dividend Growth Fund

DGRS

### Fund Overview

The WisdomTree U.S. SmallCap Quality Dividend Growth Fund seeks to track the investment results of dividend-paying small-cap companies with growth characteristics in the U.S. equity market.

### Investment Strategy Description

The WisdomTree U.S. SmallCap Quality Dividend Growth Index is a fundamentally weighted index that consists of the small-capitalization segment of dividend-paying stocks with growth characteristics.

### All Data As of 09/30/2018

#### Fund Information

Ticker Symbol	DGRS
Inception Date	07/25/2013
Gross Expense Ratio	0.38%
Net Expense Ratio	0.38%
Number of Holdings	276
IOPV Ticker	DGRS.IV
CUSIP	97717X651
Stock Exchange	NASDAQ
Bloomberg Index Symbol	WTSDG
Net Assets (\$mm)	\$118.73

### Performance

#### Average Annual Total Returns as of 09/30/2018

Name	QTR	YTD	1-Year	3-Year	5-Year	10-Year	Since Fund Inception
DGRS NAV Returns	3.48%	7.61%	11.65%	15.60%	9.99%	N/A	10.50%
DGRS Market Price Returns	3.39%	7.51%	11.52%	15.59%	9.95%	N/A	10.47%
WisdomTree U.S. SmallCap Quality Dividend Growth Index	3.58%	7.83%	11.98%	15.91%	10.26%	N/A	10.77%
Russell 2000 Index	3.58%	11.51%	15.24%	17.12%	11.07%	11.11%	11.11%

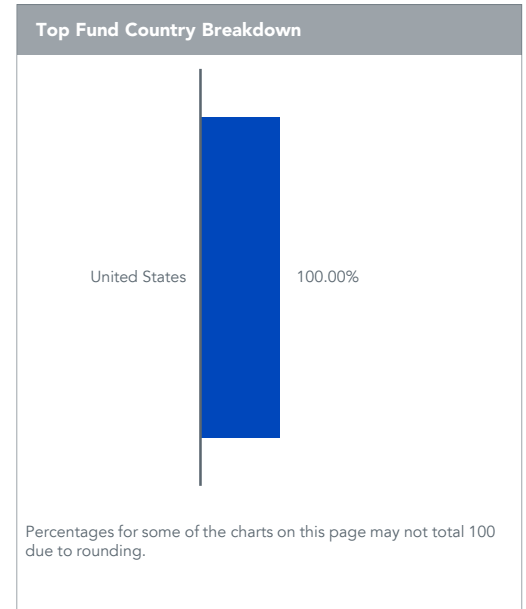
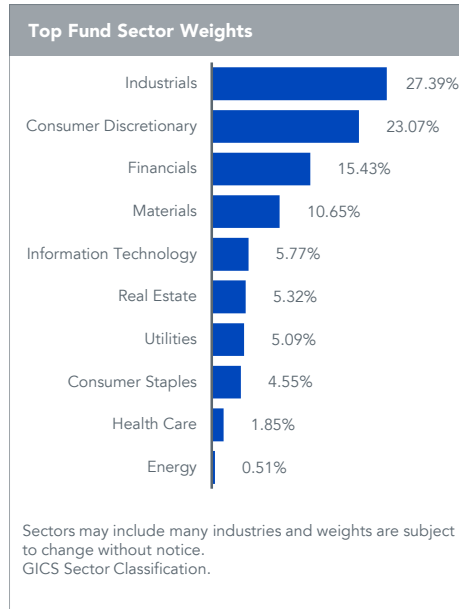
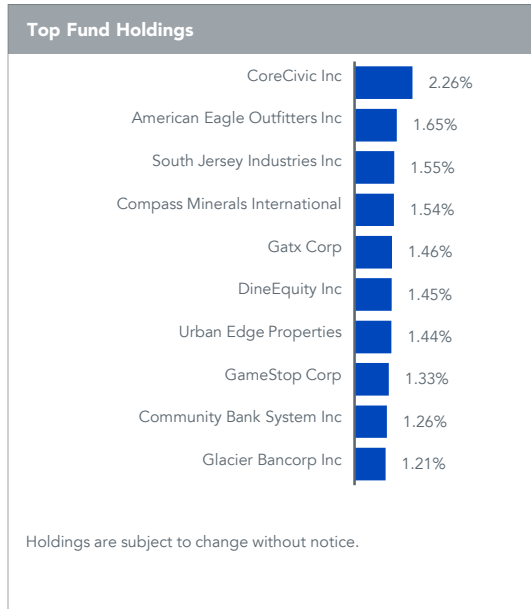
Performance of less than one year is cumulative. You cannot invest directly in an index.

Performance is historical and does not guarantee future results. Current performance may be lower or higher than quoted. Investment returns and principal value of an investment will fluctuate so that an investor's shares, when redeemed, may be worth more or less than their original cost. Performance data for the most recent month-end is available at [wisdomtree.com](http://wisdomtree.com).

WisdomTree shares are bought and sold at market price (not NAV) and are not individually redeemed from the Fund. Total Returns are calculated using the daily 4:00pm EST net asset value (NAV). Market price returns reflect the midpoint of the bid/ask spread as of the close of trading on the exchange where Fund shares are listed. Market price returns do not represent the returns you would receive if you traded shares at other times.

### Fund Dividend Distribution and Capital Gains

Year	Ordinary Income	Short-term Capital Gains	Long-term Capital Gains	Return of Capital	Year-End NAV
2018	0.00	0.00	0.00	0.00	N/A
2017	0.74	0.00	0.00	0.00	35.55
2016	0.62	0.00	0.00	0.00	33.94
2015	0.68	0.00	0.00	0.00	26.53
2014	0.60	0.00	0.00	0.00	29.23



**Disclosures**

Investors should carefully consider the investment objectives, risks, charges and expenses of the Funds before investing. To obtain a prospectus containing this and other important information, please call 866.909.9473, or visit [WisdomTree.com](http://WisdomTree.com) to view or download a prospectus. Investors should read the prospectus carefully before investing.

There are risks associated with investing, including possible loss of principal. Funds focusing their investments on certain sectors and/or smaller companies increase their vulnerability to any single economic or regulatory development. This may result in greater share price volatility. Please read the Fund’s prospectus for specific details regarding the Fund’s risk profile.

**GICS:** The Global Industry Classification Standard (“GICS”) was developed by and is the exclusive property and a service mark of MSCI Inc. (“MSCI”) and Standard & Poor’s (“S&P”), a division of The McGraw-Hill Companies, Inc. and is licensed for use by WisdomTree Investments, Inc. Neither MSCI, S&P nor any other party involved in making or compiling the GICS or any GICS classifications makes any express or implied warranties or representations with respect to such standard or classification (or the results to be obtained by the use thereof), and all such parties hereby expressly disclaim all warranties of originality, accuracy, completeness, merchantability and fitness for a particular purpose with respect to any such standard or classification. Without limiting any of the foregoing, in no event shall MSCI, S&P, any of their affiliates or any third party involved in making or compiling the GICS or any GICS classifications have any liability for any direct, indirect, special, punitive, consequential or any other damages (including lost profits) even if notified of the possibility of such damages.

The Russell 2000 Index is a capitalization weighted index that measures the small cap segment of the U.S. equity universe, selecting stocks ranked 1001-3000 by market capitalization from the Russell 3000 Index.

**IOPV:** Indicative Optimized Portfolio Value, is a calculation disseminated by the stock exchange that approximates the Fund’s NAV every fifteen seconds throughout the trading day.

Data Source: WisdomTree, Zephyr StyleADVISOR, S&P, Bloomberg.

WisdomTree Funds are distributed by Foreside Fund Services, LLC, in the U.S. only.

©2018 WisdomTree Investments “WisdomTree” is a registered mark of WisdomTree Investments.