

WisdomTree

International MidCap Dividend Fund

DIM

Fund Overview

The WisdomTree International MidCap Dividend Fund seeks to track the price and yield performance, before fees and expenses, of the WisdomTree International MidCap Dividend Index.

Why DIM?

- Gain exposure to developed international world, ex-U.S. and Canada mid cap equity from dividend paying companies
- Use to complement or replace international developed mid cap broad based active and passive strategies
- Use to satisfy demand for growth potential and income focus

All Data As of 12/31/2018

Fund Information

Ticker Symbol	DIM
Inception Date	06/16/2006
Gross Expense Ratio	0.58%
Net Expense Ratio	0.58%
Number of Holdings	627
CUSIP	97717W778
Stock Exchange	NYSE Arca
Bloomberg Index Symbol	WTIMDI
Net Assets (\$mm)	\$239.44

Performance

Average Annual Total Returns as of 12/31/2018

Name	QTR	YTD	1-Year	3-Year	5-Year	10-Year	Since Fund Inception
DIM NAV Returns	-12.74%	-15.07%	-15.07%	3.60%	2.36%	8.00%	4.39%
DIM Market Price Returns	-12.83%	-15.23%	-15.23%	3.66%	2.11%	7.75%	4.29%
WisdomTree International MidCap Dividend Index	-12.63%	-14.63%	-14.63%	4.06%	2.68%	8.32%	4.59%
MSCI EAFE Mid Cap Index	-15.10%	-16.20%	-16.20%	2.88%	2.17%	7.94%	3.43%

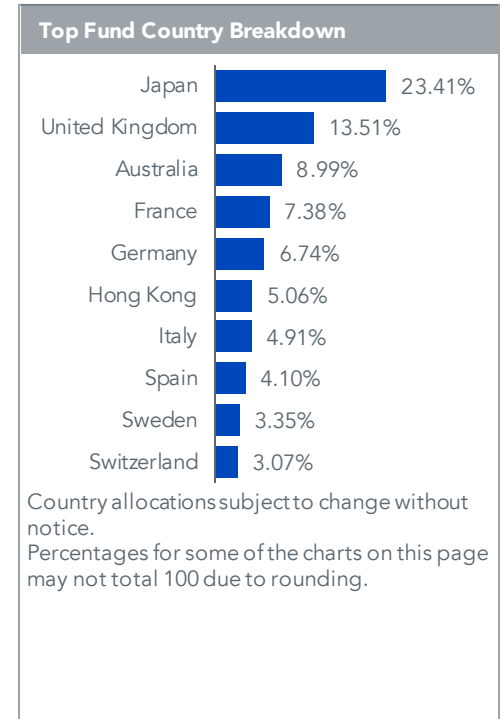
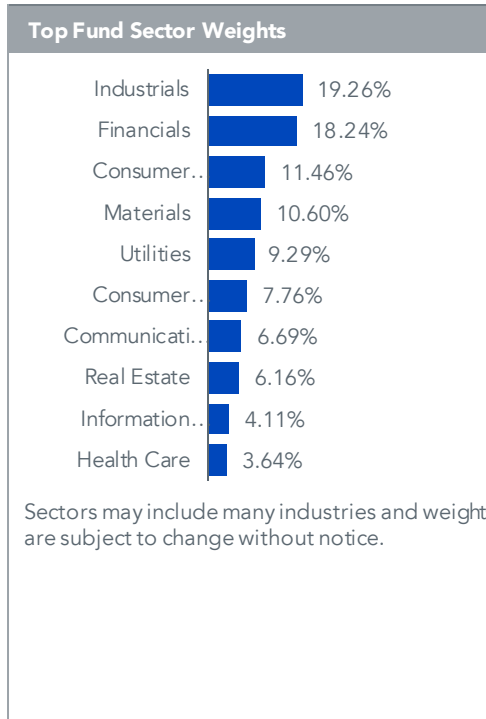

Performance of less than one year is cumulative. You cannot invest directly in an index.

Performance is historical and does not guarantee future results. Current performance may be lower or higher than quoted. Investment returns and principal value of an investment will fluctuate so that an investor's shares, when redeemed, may be worth more or less than their original cost. Performance data for the most recent month-end is available at wisdomtree.com.

WisdomTree shares are bought and sold at market price (not NAV) and are not individually redeemed from the Fund. Total Returns are calculated using the daily 4:00pm EST net asset value (NAV). Market price returns reflect the midpoint of the bid/ask spread as of the close of trading on the exchange where Fund shares are listed. Market price returns do not represent the returns you would receive if you traded shares at other times.

Fund Dividend Distribution and Capital Gains

Year	Ordinary Income	Short-term Capital Gains	Long-term Capital Gains	Return of Capital	Year-End NAV
2018	1.86	0.00	0.00	0.00	57.01
2017	1.77	0.00	0.00	0.00	69.10
2016	1.63	0.00	0.00	0.00	55.44
2015	1.56	0.00	0.00	0.00	55.85
2014	1.92	0.00	0.00	0.00	56.02



Disclosures

Investors should carefully consider the investment objectives, risks, charges and expenses of the Funds before investing. To obtain a prospectus containing this and other important information, please call 866.909.9473, or visit WisdomTree.com to view or download a prospectus. Investors should read the prospectus carefully before investing.

There are risks associated with investing, including possible loss of principal. Foreign investing involves special risks, such as risk of loss from currency fluctuation or political or economic uncertainty. Funds focusing their investments on certain sectors and/or smaller companies increase their vulnerability to any single economic or regulatory development. This may result in greater share price volatility. Please read the Fund's prospectus for specific details regarding the Fund's risk profile.

MSCI: Neither MSCI nor any other party involved in or related to compiling, computing or creating the MSCI data makes any express or implied warranties or representations with respect to such data (or the results to be obtained by the use thereof), and all such parties hereby expressly disclaim all warranties of originality, accuracy, completeness, merchantability or fitness for a particular purpose with respect to any such data. Without limiting any of the foregoing, in no event shall MSCI, any of its affiliates or any third party involved in or related to compiling, computing or creating the data have any liability for any direct, indirect, special, punitive, consequential or any other damages (including lost profits), even if notified of the possibility of such.

The WisdomTree International MidCap Dividend Index is a fundamentally weighted index that measures the performance of the mid-capitalization segment of the dividend-paying market in the industrialized world outside the U.S. and Canada.

The MSCI EAFE Mid Cap Index is a free float-adjusted market capitalization index that is designed to measure the performance of mid capitalization equities in the developed markets excluding the U.S. & Canada.

Data Source: WisdomTree, Zephyr StyleADVISOR, S&P, Bloomberg.

WisdomTree Funds are distributed by Foreside Fund Services, LLC, in the U.S. only.

©2019 WisdomTree Investments "WisdomTree" is a registered mark of WisdomTree Investments.