

Fund Overview

The WisdomTree Dynamic Currency Hedged International SmallCap Equity Fund seeks to track the performance of the small-capitalization segment of dividend-paying companies in the industrialized world outside of the U.S. and Canada while at the same time dynamically hedging exposure to fluctuations of the value of the applicable foreign currencies relative to the U.S. dollar.

Investment Strategy Description

The WisdomTree Dynamic Currency Hedged International SmallCap Equity Index is a fundamentally weighted Index that measures the performance of dividend-paying companies in the industrialized world, excluding Canada and the United States. To hedge the impact of changes to the value of foreign currencies relative to the U.S. dollar, a currency hedge ratio (ranging from 0 to 100%) is applied monthly using a rules-based process that combines momentum, value, and interest rate signals.

All Data As of 09/30/2018

Fund Information

| | |
|------------------------|------------|
| Ticker Symbol | DDLS |
| Inception Date | 01/07/2016 |
| Gross Expense Ratio | 0.48% |
| Net Expense Ratio | 0.43% |
| Number of Holdings | 910 |
| IOPV Ticker | DDLS.IV |
| CUSIP | 97717X271 |
| Stock Exchange | Cboe |
| Bloomberg Index Symbol | WTISDIHD |
| Net Assets (\$mm) | \$20.58 |

The Fund's net expense ratio of 0.43% (the amount charged to shareholders) reflects a contractual waiver of 0.05% through October 31, 2019.

Performance

Average Annual Total Returns as of 09/30/2018

| Name | QTR | YTD | 1-Year | 3-Year | 5-Year | 10-Year | Since Fund Inception |
|------------------------------------------------------------------------|--------|--------|--------|--------|--------|---------|----------------------|
| DDLS NAV Returns | 0.60% | -3.45% | 1.17% | N/A | N/A | N/A | 13.07% |
| DDLS Market Price Returns | 0.57% | -3.58% | 0.66% | N/A | N/A | N/A | 13.42% |
| WisdomTree Dynamic Currency Hedged International SmallCap Equity Index | 0.68% | -3.02% | 1.81% | N/A | N/A | N/A | 13.57% |
| MSCI EAFE Small Cap Local Currency Index | 0.27% | 0.66% | 6.28% | 12.36% | 11.51% | 11.01% | 12.37% |
| MSCI EAFE Small Cap Index | -0.88% | -2.19% | 3.73% | 12.39% | 7.96% | 9.68% | 12.98% |

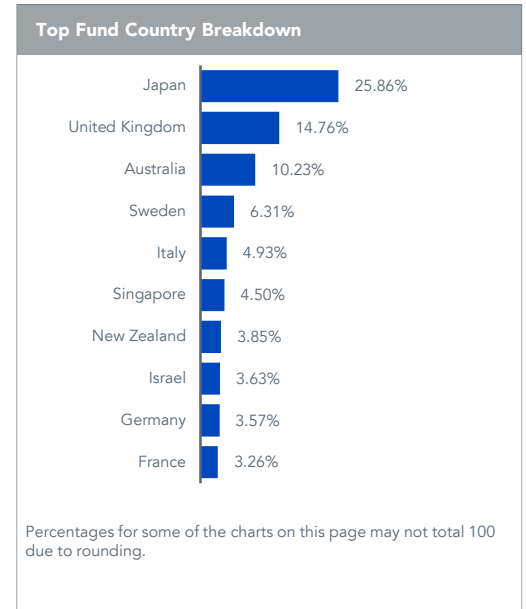
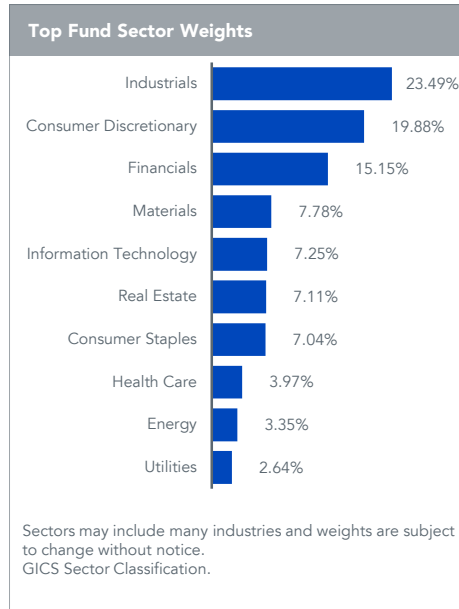
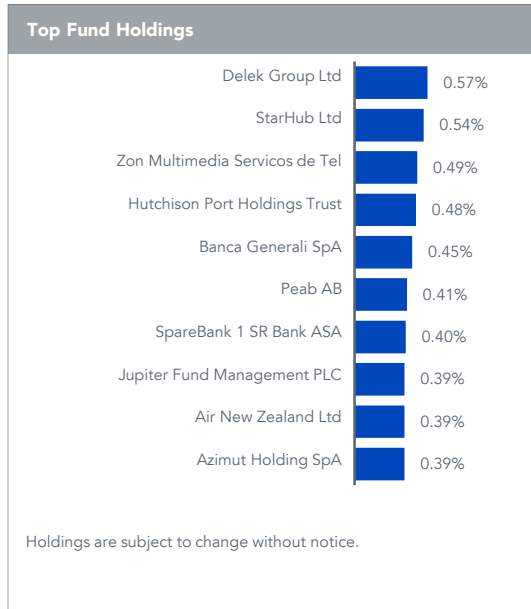
Performance of less than one year is cumulative. You cannot invest directly in an index.

Performance is historical and does not guarantee future results. Current performance may be lower or higher than quoted. Investment returns and principal value of an investment will fluctuate so that an investor's shares, when redeemed, may be worth more or less than their original cost. Performance data for the most recent month-end is available at wisdomtree.com.

WisdomTree shares are bought and sold at market price (not NAV) and are not individually redeemed from the Fund. Total Returns are calculated using the daily 4:00pm EST net asset value (NAV). Market price returns reflect the midpoint of the bid/ask spread as of the close of trading on the exchange where Fund shares are listed. Market price returns do not represent the returns you would receive if you traded shares at other times.

Fund Dividend Distribution and Capital Gains

| Year | Ordinary Income | Short-term Capital Gains | Long-term Capital Gains | Return of Capital | Year-End NAV |
|------|-----------------|--------------------------|-------------------------|-------------------|--------------|
| 2018 | 0.00 | 0.00 | 0.00 | 0.00 | N/A |
| 2017 | 0.54 | 0.00 | 0.00 | 0.00 | 33.29 |
| 2016 | 0.93 | 0.00 | 0.00 | 0.00 | 27.10 |



Disclosures

Investors should carefully consider the investment objectives, risks, charges and expenses of the Funds before investing. To obtain a prospectus containing this and other important information, please call 866.909.9473, or visit WisdomTree.com to view or download a prospectus. Investors should read the prospectus carefully before investing.

There are risks associated with investing, including possible loss of principal. Foreign investing involves special risks, such as risk of loss from currency fluctuation or political or economic uncertainty. The Fund invests in derivatives in seeking to obtain a dynamic currency hedge exposure. Derivative investments can be volatile, and these investments may be less liquid than other securities, and more sensitive to the effects of varied economic conditions. Derivatives used by the Fund may not perform as intended. A Fund that has exposure to one or more sectors may be more vulnerable to any single economic or regulatory development. This may result in greater share price volatility. The composition of the Index underlying the Fund is heavily dependent on quantitative models and data from one or more third parties, and the Index may not perform as intended. The Fund invests in the securities included in, or representative of, its Index regardless of their investment merit, and the Fund does not attempt to outperform its Index or take defensive positions in declining markets. Please read the Fund’s prospectus for specific details regarding the Fund’s risk profile.

GICS: The Global Industry Classification Standard (“GICS”) was developed by and is the exclusive property and a service mark of MSCI Inc. (“MSCI”) and Standard & Poor’s (“S&P”), a division of The McGraw-Hill Companies, Inc. and is licensed for use by WisdomTree Investments, Inc. Neither MSCI, S&P nor any other party involved in making or compiling the GICS or any GICS classifications makes any express or implied warranties or representations with respect to such standard or classification (or the results to be obtained by the use thereof), and all such parties hereby expressly disclaim all warranties of originality, accuracy, completeness, merchantability and fitness for a particular purpose with respect to any such standard or classification. Without limiting any of the foregoing, in no event shall MSCI, S&P, any of their affiliates or any third party involved in making or compiling the GICS or any GICS classifications have any liability for any direct, indirect, special, punitive, consequential or any other damages (including lost profits) even if notified of the possibility of such damages.

The MSCI EAFE Small Cap Local Index is a free float-adjusted market capitalization equity index that is designed to measure the performance of small-cap stocks within the developed equity market, excluding the U.S. and Canada, calculated in local currency.

The MSCI EAFE Small Cap Index is a free float-adjusted market capitalization equity index that is designed to measure the performance of small-cap stocks within the developed equity market, excluding the U.S. and Canada.

Value Signal is using the concept of purchasing power parity (PPP), stating that exchange rates should adjust so that equivalent goods and services cost the same across countries, after accounting for exchange-rate differences in order to contribute to a view as to whether a currency might be under or overvalued.

Momentum Signal is sensitivity to how a foreign currency tends to trade against the U.S. dollar. Calculated by comparing the 10-day moving average of a currency’s spot price versus USD and the 240-day moving average.

Interest Rate Signal is the difference between the one month forward interest rate of a foreign currency and the U.S. dollar.

IOPV: Indicative Optimized Portfolio Value, is a calculation disseminated by the stock exchange that approximates the Fund’s NAV every fifteen seconds throughout the trading day.

Data Source: WisdomTree, Zephyr StyleADVISOR, S&P, Bloomberg.

WisdomTree Funds are distributed by Foreside Fund Services, LLC, in the U.S. only.

©2018 WisdomTree Investments “WisdomTree” is a registered mark of WisdomTree Investments.